

DC - Représentant et distributeur :

DC - Rappresentate esclusivo e distributore :



DC SWISS SA

CH-2735 Malleray
Tel. +41 32 491 63 63
Fax +41 32 491 64 64
E-mail: info@dcswiss.ch



**THREADING
TECHNOLOGY**

www.dcswiss.com

DC SWISS SA
FR-IT-ID-2014



**THREADING
TECHNOLOGY**

www.dcswiss.com

**Catalogue général
Catalogo generale**
FR-IT-ID-2014



**THREADING
TECHNOLOGY**



Disponibilité des articles

- ID** *Numéro d'identification, articles disponibles du stock*
- * ID** *Numéro d'identification, articles disponibles jusqu'à épuisement du stock*

Disponibilità degli articoli

- ID** *Numero d'identificazione, articoli disponibili a stock*
- * ID** *Numero d'identificazione, articoli disponibili sino ad esaurimento*

The management system of

DC Swiss SA

Grand rue 19 CP 363
2735 Malleray, Switzerland



has been assessed and certified as meeting the requirements of

ISO 9001:2008

For the following activities

**Cutting tool designer and manufacturer,
expert in Threading Technology.**

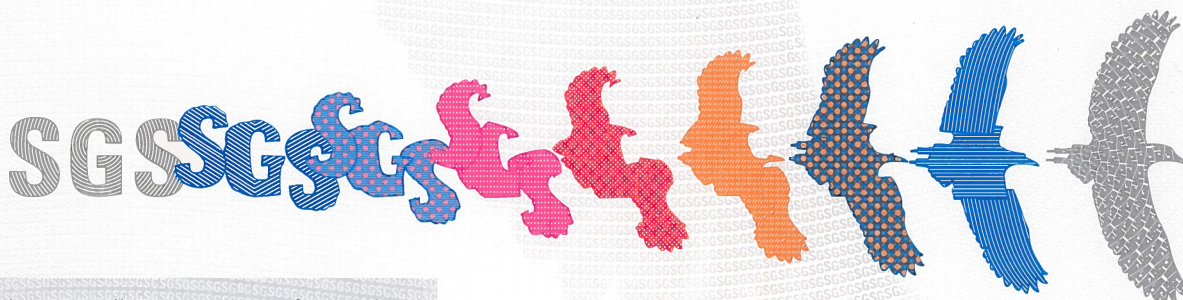
This certificate is valid from 7 September 2013 until 6 September 2016
and remains valid subject to satisfactory surveillance audits
Recertification audit due before 25 August 2016
Issue 4. Certified since September 2007

Authorised by





Accréditation N° SCESm 017


SGS Société Générale de Surveillance SA Systems & Services Certification
Technoparkstrasse 1 8005 Zurich Switzerland
t +41 (0)44 445-16-80 f +41 (0)44 445-16-88 www.sgs.com




K








 **VS**  **EL**
K613VS-3 **M**



 **TiCN**
K313TC-3
K413TC-3 **MF**


FPS-FAS



 **VS** 
FPS581VS-3 **M**
FPS681VS-3


 **VS**  
FPS584VS-3 **M**
FPS684VS-3

 **VS** 
FAS581VS-3 **M**
FAS681VS-3

 **VS**  
FAS584VS-3 **M**
FAS684VS-3

W






 **DL**
W320DL-4 **M**
W420DL-4

 **R40**  **DL**
W360DL-3 **M**
W460DL-3 **G**
W460DL-5

FS







  **DL**  **E** 1.5 x P
FS380DL-5 **M**

  **DL**  **C** 2.5 x P
FS380DL-3 **M**

GW



 **2.5 x D_i**  **VS**
GW3016 \leq **M12**
GW3016VS **MF**

 **4 x D_i**  **VS**
GW3019 \leq $\frac{1}{2}$ **UNC**
GW3019VS \leq $\frac{3}{8}$ **UNF**

AERO




SA320-4 **UNJF 3B**



N Schaublin



 **SV**
N1110-3
N1210-3
N5120

NEW

CODIFICATION - CODIFICA

Tarauts  **Maschi** 

Exemple - Esempio



Matières normales	Materiali normali	N						
Matières tendres	Materiali teneri	W						
Matières tenaces	Materiali tenaci	Z						
Matières à haute résistance	Materiali ad alta resistenza	H						
Alliages spéciaux	Leghe speciali	S						
Alliages spéciaux (Aero)	Leghe speciali (Aero)	SA						
Alliages de titane (Aero)	Leghe al titanio (Aero)	TL						
Fonte grise et fonte alu	Ghisa grigia e ghisa alluminio	GG						
Taraudage synchrone	Maschiatura sincrona	RTS						
Brise-copeaux	Rompi trucioli	K						
MEGA dimensions	Dimensioni MEGA	MA						
Exécution spéciale	Esecuzione speciale		3					
DIN courte - queue renforcée	DIN corto - gambo rinforzato			1				
DIN courte - queue passante	DIN corto - gambo passante			2				
DIN longue - queue renforcée	DIN lungo - gambo rinforzato			3				
DIN longue - queue passante	DIN lungo - gambo passante			4				
DIN extra-longue - queue renforcée	DIN extra-lungo - gambo rinforzato			5				
DIN extra-longue - queue passante	DIN extra-lungo - gambo passante			6				
Selon norme d'usine	Sec. norme standard DC			9				
ISO courte - queue renforcée	ISO corto - gambo rinforzato			11				
ISO courte - queue passante	ISO corto - gambo passante			12				
Goujures droites	Scanalature diritte			1				
Goujures droites, entrée à hélice	Scanalature diritte, imbocco corretto			2				
Entrée à hélice	Imbocco corretto			3				
Goujures hélicoïdales < 27° à gauche	Scanalature elicoidali < 27° a sinistra			4				
Goujures hélicoïdales < 27° à droite	Scanalature elicoidali < 27° a destra			5				
Goujures hélicoïdales > 27° à droite	Scanalature elicoidali > 27° a destra			6				
Goujures hélicoïdales > 40° à droite	Scanalature elicoidali > 40° a destra			7				
Goujures hélicoïdales 10°, entrée à hélice	Scanalature elicoidali 10°, imbocco corretto			9				
Exécution standard	Esecuzione standard					0		
Filets alternés	Filetti alternati					1		
Filets tronqués	Filetti rastremati					2		
Canal de lubrification	Canale di lubrificazione					3		
Filets alternés, canal de lubrification	Filetti alternati, canale di lubrificazione					4		
Filets tronqués, canal de lubrification	Filetti rastremati, canale di lubrificazione					5		
Traitement de surface "Vapeur"	Trattamento di superficie "Vapore"						V	
Protection contre l'usure	Protezione antiusura						VS	
Revêtu au nitrure de titane (TiN)	Rivestimento al nitruro di titanio (TiN)						TN	
Revêtu au carbonitrure de titane (TiCN)	Rivestimento al carbonitruro di titanio (TiCN)						TC	
Nitruration Plasma + traitement de surface "V"	Nitrurazione Plasma+trattamento superficiale "V"						NV	
Revêtement DLC	Rivestimento DLC						DL	
Revêtement Hardlube	Rivestimento Hardlube						HL	
Ebaucheur	Sgrossatore							-1
Intermédiaire	Intermedio							-2
Finisseur / 2 - 3 filets d'entrée	Finitore / 2 - 3 filetti d'imbocco							-3
3.5 - 5 filets d'entrée, entrée à hélice	3.5 - 5 filetti d'imbocco, imbocco corretto							-4
1.5 - 2 filets d'entrée	1.5 - 2 filetti d'imbocco							-5
6 - 8 filets d'entrée	6 - 8 filetti d'imbocco							-8
Jeu de tarauds	Serie di maschi							-S

CODIFICATION - CODIFICA






















Tarauts à refouler (DC) Maschi a rullare (DC)

Exemple - Esempio



Polygone standard < Ø 3 mm	Poligono standard < Ø 3 mm	FS							
Polygone passif ≥ Ø 3 mm	Poligono passivo ≥ Ø 3 mm	FPS							
Polygone actif ≥ Ø 3 mm	Poligono attivo ≥ Ø 3 mm	FAS							
Exécution spéciale	Esecuzione speciale		3						
DIN longue - queue renforcée	DIN lungo - gambo rinforzato			3					
DIN longue - queue passante	DIN lungo - gambo passante			4					
DIN extra-longue - queue renforcée	DIN extra-lungo - gambo rinforzato			5					
DIN extra-longue - queue passante	DIN extra-lungo - gambo passante			6					
Taraut à refouler	Maschi a rullare				8				
Sans rainures de lubrification	Senza scanalature di lubrificazione					0			
Avec rainures de lubrification	Con scanalature di lubrificazione					1			
Canal de lubrification, sorties radiales	Canale di lubrificazione, uscite radiali					4			
Protection contre l'usure	Protezione antiusura							VS	
Revêtu au nitride de chrome (CrN)	Rivestimento al cromo (CrN)							CN	
Revêtement DLC	Rivestimento DLC							DL	
2 - 3 filets d'entrée	2 - 3 filetti d'imbocco								-3
1.5 - 2 filets d'entrée	1.5 - 2 filetti d'imbocco								-5

PICTOGRAMMES - SIMBOLI

	Queue renforcée selon DIN 371 Gambo rinforzato, secondo DIN 371		Tarauts à refouler Maschi a rullare
	Queue passante selon DIN 376 Gambo passante, secondo DIN 376		Tarauts à refouler avec rainures de lubrification Maschi a rullare con scanalature di lubrificazione
	HSSE HSSE		Ebaucheur Sgrossatore
	HSSE-PM HSSE-PM		Intermédiaire Intermedio
	Nombre de lèvres (Z) Numero delle scanalature (Z)		Finitionneur Finitore
	Goujures droites Scanalature diritte		Jeu de deux tarauts à main Serie di due maschi a mano
	Goujures droites avec entrée à hélice Scanalature diritte con imbocco corretto		Jeu de trois tarauts à main Serie di tre maschi a mano
	Entrée à hélice uniquement Solo imbocco corretto		Guide lisse Guida liscia
	Goujures hélicoïdales, hélice à 40° à droite Scanalature elicoidali con elica 40° a destra		Lubrification intérieure avec sortie frontale Lubrificazione interna con uscita frontale
	Filets tronqués Filetti rastremati		Lubrification intérieure avec sorties radiales Lubrificazione interna con uscite radiali
	Filets alternés Filetti alternati		

PICTOGRAMMES - SIMBOLI



Pour groupes matières selon
tabelle d'utilisation

Per gruppi di materiali secondo
tabella d'impiego

12	
1.0037	Si37-2 (S235JR)
1.0050	Si50-2 (E295)
1.0060	Si60-2 (E335)
1.5919	15CrNi6
1.7131	16MnCr5

22	
1.4301	X5CrNi18-10
1.4406	X2CrNiMo17-12-2
1.4435	X2CrNiMo18-14-3
1.4541	X6CrNiTi18-10
1.4571	X6CrNiMoTi17-12-2



Extra-longue
Extra-lungo



Trou traversant, copeaux longs
Foro passante, trucioli lunghi



Trou traversant < 1.5 x D, copeaux courts
Foro passante < 1.5 x D, trucioli corti



Trou borgne < 1.5 x D, copeaux longs
Foro cieco < 1.5 x D, trucioli lunghi



Trou borgne < 2.5 x D, copeaux courts
Foro cieco < 2.5 x D, trucioli corti



Trou traversant / borgne < 2.5 x D
Foro passante / cieco < 2.5 x D



Trou borgne < 3 x D
Foro cieco < 3 x D



Tête à tarauder MEGA
Testa maschio MEGA



Tarauds couronne
Maschi a corona



Forets-taradeurs
Punte maschiatrici



Diamètre d'avant-trou
Prefori



Rayon sur le diamètre extérieur
Raggio sul diametro esterno



Filetage conique 1:16 (NPT - NPTF - Rc)
Filettatura conica 1:16 (NPT - NPTF - Rc)



Filetage EG
Filettatura EG



Filetage à gauche
Filettatura sinistra



3.5 - 5 filets d'entrée, forme B
3.5 - 5 filetti d'imbocco, forma B



2 - 3 filets d'entrée, forme C
2 - 3 filetti d'imbocco, forma C



1.5 - 2 filets d'entrée, forme E
1.5 - 2 filetti d'imbocco, forma E



Classe de tolérance ISO 2 6H
Classe di tolleranza ISO 2 6H



Classe de tolérance ISO 2 6H + 0.1 mm
Classe di tolleranza ISO 2 6H + 0.1 mm



Classe de tolérance ISO 3 6G
Classe di tolleranza ISO 3 6G



Traitement de surface "Vapeur"
Trattamento di superficie "V"



Protection contre l'usure
Protezione antiusura



Revêtu au nitrure de titane
Rivestimento al nitrato di titanio



Revêtu au carbonitrure de titane
Rivestimento al carbonitrato di titanio



Nitruration Plasma + traitement de surface "V"
Nitrazione Plasma+trattamento superficiale "V"



Revêtu au nitrure de chrome
Rivestimento al cromo



Revêtement DLC
Rivestimento DLC



Revêtement Hardlube
Rivestimento Hardlube



Copeaux fragmentés / Copeaux consistants
Frammenti di trucioli / Trucioli consistenti



Pour taraudage classique
Per maschiatura classica



Pour taraudage synchrone
Per maschiatura sincrona

CLASSIFICATION DES MATIÈRES

CLASSIFICAZIONE DEI MATERIALI

Exemples pratiques de classification des matières

Esempi pratici della classificazione dei materiali

11 Aciers de décolletage 1.0711 9S20 1.0715 9SMn28 1.0718 9SMnPb28 1.0726 35S20 1.0737 9SMnPb36	12 Aciers de construction ou de cémentation 1.0037 Si37-2 (S235JR) 1.0050 Si50-2 (E295) 1.0060 Si60-2 (E335) 1.5919 15CrNi6 1.7131 16MnCr5	13 Aciers au carbone 1.0503 C45 1.0535 C55 1.0601 C60 1.1545 C10SW1 1.2067 102Cr6 (100Cr6)	14 Aciers alliés < 850 N/mm ² 1.2363 X100CrMoV5-1 1.3551 80MoCrV42-16 1.7218 25CrMo4 1.7220 34CrMo4 1.7225 42CrMo4	11 Acciai da tornitura 1.0711 1212 1.0715 1213 1.0718 12L13 1.0726 1140 1.0737 12L14	12 Acciai da costruzione da cementazione 1.0037 1015 1.0050 A570 Gr.50 1.0060 A572 Gr.65 1.5919 3115 1.7131 5115	13 Acciai al carbonio 1.0503 1045 1.0535 1055 1.0601 1060 1.1545 W110 1.2067 L 3	14 Acciai legati < 850 N/mm ² 1.2363 A2 1.3551 M50 1.7218 4130 1.7220 4135 1.7225 4140
15 Aciers alliés / traités > 850 - < 1150 N/mm ² 1.3553 X82WCrV6-5-4 1.6580 30CrNiMo8 1.7220 34CrMo4 1.7225 42CrMo4 1.8507 34CrAlMo5	16 Aciers haute résistance EN-GJS-1200-2 1.6582 34CrNiMo6v 1.7225 42CrMo4v 1.7228 50CrMo4v 1.8515 31CrMo12v	21 Aciers inoxydables, soudrés 1.4005 X12CrS13 1.4104 X14CrMoS17 1.4305 X10CrNiS18-9	22 Austénitiques 1.4301 X5CrNi18-10 1.4406 X2CrNiMoN17-12-2 1.4435 X2CrNiMo18-14-3 1.4541 X6CrNiTi18-10 1.4571 X6CrNiMoTi17-12-2	15 Acciai legati / trattati > 850 - < 1150 N/mm ² 1.3553 - 1.6580 4340 1.7220 4135 1.7225 4140 1.8507 A355CLD (K23510)	16 Acciai ad alta resistenza EN-GJS-1200-2 1.6582 4340 1.7225 4140 1.7228 4150 1.8515 -	21 Acciai inox, allo zolfo 1.4005 416 1.4104 430F 1.4305 303	22 Acciai inox austenitici 1.4301 304 1.4406 316LN 1.4435 316L 1.4541 321 1.4571 316Ti
23 Ferritiques et martens. < 850 N/mm ² 1.4112 X90CrMoV18 1.4540 X4CrNiCuNb16-4 1.4582 X4CrNiMoNb25-7 1.4762 X10CrAl24 1.4922 X20CrMo11-1	24 Ferritiques et martens. > 850 - < 1150 N/mm ² 1.4057 X17CrNi17-2 1.4125 X105CrMo17 1.4542 X5CrNiCuNb16-4 1.4548 X5CrNiCuNb17-4-4 1.4748 X85CrMoV18-2	31 Fonte grise 0.6015 GG15 0.6020 GG20 0.6025 GG25 0.6030 GG30	32 Fonte à graphite sphéroïdale 0.7040 GGG40 0.7043 GGG40.3 0.7050 GGG50 0.7060 GGG60 0.7080 GGG80	23 Ferritici e martensitici < 850 N/mm ² 1.4112 440B 1.4540 XM12 (15-5PH) 1.4582 - 1.4762 446 1.4821 4922	24 Ferritici e martensitici > 850 - < 1150 N/mm ² 1.4057 431 1.4125 440C 1.4542 630 (17-4PH) 1.4748 -	31 Ghisa grigia 0.6015 A48-25B 0.6020 A48-30B 0.6025 A48-40B 0.6030 A48-45B	32 Ghisa grafitica sferoidale e malleabile 0.7040 60-40-18 0.7043 - 0.7050 65-45-12 0.7060 80-55-06 0.7080 120-90-02
41 Titane pur 3.7024 Grad1 3.7034 Grad2 3.7055 Grad3 3.7065 Grad4	42 Alliage au titane 3.7124 TiCu2.5 Ti6Al7Nb 3.7164 TiAl6V4 (Grad5) 3.7174 TiAl6V6Sn2	51 Alliage au Nickel 1 < 850 N/mm ² 1.3912 Ni36 (Invar) 2.4360 NiCu30Fe (Monel 400) 2.4816 NiCr15Fe (Inconel 600) 1.4876 X10NiCrAlTi32-20	52 Alliage au Nickel 2 > 850 - < 1150 N/mm ² 2.4375 NiCu30Al (MonelK500) 2.4631 NiCr20TiAl (Nimonic 80) 2.4668 NiCr19NbMo (Inconel718)	41 Titanio puro 3.7024 Gr.1 3.7034 Gr.2 3.7055 Gr.3 3.7065 Gr.4	42 Leghe al titanio 3.7124 Alloy 230 F-1295 3.7164 Gr.5 3.7174 -	51 Leghe al Nickel 1 < 850 N/mm ² 1.3912 K93600 2.4360 N04400 1.4816 N08800	52 Leghe al Nickel 2 > 850 - < 1150 N/mm ² 2.4375 N05500 (B865) 2.4631 N07080 (B637) 2.4668 N07718 (B637)
53 Alliage au Nickel 3 > 1150 - ≤ 1600 N/mm ² 2.4631 NiCr20TiAl (Nimonic80) 2.4668 NiCr19NbMo (Inconel718)	61 Cuivre pur (électrolytique) 2.0060 E-Cu57 (E-Cu)	62 Laiton, bronze, copeaux courts 2.0401 CuZn39Pb3 (Ms58) 2.0402 CuZn40Pb2 (Ms58) 2.1030 CuSn8 (Bz) 2.1096 G-CuSn5ZnPb	63 Laiton copeaux longs 2.0240 CuZn15 (Ms85) 2.0265 CuZn30 (Ms70) 2.0321 CuZn37 (Ms63)	53 Leghe al Nickel 3 > 1150 - ≤ 1600 N/mm ² 2.4631 N07080 (B637) 2.4668 N07718 (B637)	61 Rame puro (elettrolitico) 2.0060 C11000	62 Ottone, bronzo (trucioli corti) 2.0401 C38500 2.0402 C37800 2.1030 C52100 2.1096 -	63 Ottone (trucioli lunghi) 2.0240 C23000 2.0265 C26000 2.0321 C27200
71 Al non allié 3.0205 Al99 3.0255 Al99.5	72 Al allié Si < 1.5% 3.1255 AlCuSiMn 3.1355 AlCuMg2 3.2315 AlMgSi1 3.3206 AlMgSi0.5 3.4345 AlZnMgCu0.5	73 Al allié Si > 1.5% - < 10% 3.2161 G-AlSi8Cu3 3.2162 GD-AlSi8Cu3 3.2341 G-AlSi5Mg 3.2371 G-AlSi7Mg	74 Al allié Si > 10% Alliages Magnésium 3.2381 G-AlSi10Mg 3.2382 GD-AlSi10Mg 3.2581 G-AlSi12 3.2583 G-AlSi12 (Cu)	71 Alluminio non legato 3.0205 1200 3.0255 1050A	72 Leghe di alluminio Si < 1.5% 3.1255 2014 3.1355 2024 3.2315 6082 3.3206 6060 3.4345 7020	73 Leghe di alluminio Si > 1.5% - < 10% 3.2161 380.1 3.2162 - 3.2341 - 3.2371 A 356.2	74 Leghe di al. Si > 10% Leghe al magnesio 3.2381 A360 3.2382 - 3.2581 A413 3.2583 413.1
81 Matières thermoplastiques Delrin (POM) Teflon Nylon	82 Matières duroplastiques Bakelit Novopan	83 Matières plastiques renforcées par fibres Thermo et duroplastique, renforcées par fibre de verre	Référence: DIN	81 Materie termoplastiche Delrin (POM) Teflon Nylon	82 Materie termoidurenti Bakelit Novopan	83 Materie plastiche rinforzate con fibre Rinforzata con fibre di vetro, termoplastiche e termoidurenti	Referenze: AISI/ASTM/UNS

TARAUDAGE PAR DÉFORMATION - PER DEFORMAZIONE

FS Standard < Ø 3 mm		FPS Polygone passif Poligono passivo					FAS Polygone actif Poligono attivo		
68	69	70	70	70	70	72	73	73	74
			104		104			105	
127					127			127	
147					147			147	
					162			162	



Vc (m/min)
< Ø 20 mm
(Guide line)
Revêtu VS + CN
Rivestito VS + CN







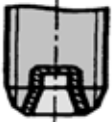



	FS - 80VS	FS - 80DL	FPS - 80CN	FPS - 81CN	FPS - 80VS	FPS - 81VS	FPS - 84VS	FAS - 80VS	FAS - 81VS	FAS - 84VS	
20 - 40	S	S			SE	SE	SE				11
20 - 40	SE	S			SE	SE	SE	SE	SE	SE	12
20 - 30	SE	S			SE	SE	SE	SE	SE	SE	13
20 - 30	S	S			SE	SE	SE	SE	SE	SE	14
10 - 15	S				S	S	SE	S	S	SE	15
											16
10 - 20	S	SE			S	S	SE	S	S	SE	21
10 - 15		SE						SE	SE	SE	22
6 - 12		SE						S	S	SE	23
6 - 12		S			S	S	S	SE	SE	SE	24
											31
											32
10 - 20		S						S	S	S	41
											42
10 - 15		S						SE	SE	SE	51
											52
											53
10 - 20	S	S						SE	SE	SE	61
											62
20 - 30	SE	SE	SE	SE	S	S	S	S	S	S	63
20 - 40		SE	SE	SE							71
20 - 40		SE	SE	SE							72
20 - 40		SE	SE	SE							73
											74
											81
											82
											83





S Optimale avec huile de coupe
S Funzionelle con olio da taglio

S Ottimale con olio da taglio
S Funzionale con olio da taglio

E Optimale avec émulsion
E Funzionelle avec émulsion

E Ottimale con emulsione
E Funzionale con emulsione
































	<p><i>Taraudage classique</i> Maschiatura classica</p> 		<p><i>Taraudage synchrone</i> Maschiatura sincrona</p> 
<p>M N 22-45/76-78/285 W 46-47 Z 48-51 H 52-55 S 56-57 SA 57-59 TL 58-59 GG 60-61 K 66-67</p> <p>MF N 84-93/106-108 Z 94-95 H 96-97 S 98 SA 99-101 TL 100-101 K 103</p> <p>UNC, UNC(J) N 114-117/128-129 Z 118-120 H 121 S 122-123 SA 124-125 TL 124</p> <p>UNF, UNF(J), UNJF, UNEF, UN, UNS N 134-137/148-151 Z 138-139 H 140-141 S 142 SA 143-145 TL 143-144</p> <p>G (BSP), Rp, Rc, W, SV Schaublin N 156-158/163-167 W 159 Z 160-161 H 159 GG 159</p> <p>NPT, NPTF, PG, TR N 170-173</p> <p>EG M, EG UNC, EG UNF N 176-177/180/183 Z 181/184 S 184 SA 178-179/182/184-185 TL 178/182/185</p>		<p>M RTS 62-65 Z.70/Z.73 50-51 K 66-67</p> <p>MF RTS 102 Z.70 94-95 K 103</p> <p>UNC RTS 126 Z.70 120</p> <p>UNF RTS 146 Z.70 139</p> <p>G (BSP) RTS 161 Z.70 161</p> <p>EG UNC, EG UNF Z.70 181/184</p>	
			<p><i>Taraudage par déformation</i> Maschiatura per deformazione</p> 
 <p><i>Tarauds couronne</i> Maschi a corona</p> 		 <p><i>Forets-taraudeurs</i> Punte maschiatrici</p> 	
<p>M, MF N 187-188</p> <p>UN, G (BSP) N 189</p>		<p>M, MF N 192</p> <p>UNC, G (BSP), PG N 193</p>	
























	<p>Tourbillonnage Microfresatura di filetti</p> 		<p>Jauges de filetage Calibri</p> 
<p>S, M, MF, UNC, UNF GW 206-213</p>		<p>M D 266-267</p>	
	<p>Fraisage de filets Fresatura di filetti</p> 	<p>MF D 268-271</p>	
<p>M GF 214-216 GFH 214 GFS 225-227 GFM 236 BGF 240-242</p> <p>MF GF 217-218 GFS 228-229 GFM 236 BGF 243</p>		<p>UNC, UNF, UNEF D 272-273</p> <p>G (BSP), PG D 274</p> <p>NPT, NPTF D 275</p> <p>EG M, EG UNC, EG UNF D 276</p>	
<p>UNC, UNF, UNEF, UN, UNS GF 219-222 GFS 230-233 GFM 237</p> <p>G (BSP), PG GF 223 GFS 234 GFM 238</p> <p>NPT, NPTF GF 224 GFS 235 GFM 239</p>			<p>Mandrins de taraudage SRT Maschiatore SRT</p> 
 <p>Filières Filiere</p> 		<p>HSK 278 BT40 278 SK40/SK50 279 DIN1835 B 280-281</p>	
<p>M N 246/260/262/263 Z 247/260</p>		    <p>D 282/283 F 284 D 285 D 286-287</p>	
<p>MF N 248-250/261/262 Z 248-249</p> <p>UNC, UNF, UNEF, UN, UNS N 251-253</p> <p>G (BSP), R N 254/256/263 Z 255 MS 255</p> <p>NPT, NPTF, PG, TR, W / W Schaublin N 257-259/263 N 167</p>		<p></p> <p><i>Tablettes de vitesses de coupe, de conversion, d'avant-trous, de tournage</i> <i>Questionnaires technique</i> <i>Conditions générales</i></p> <p>Tabella di velocità, di comparazione, prefori per filettare, diametri di tor- nitura per viti Questionario tecnico Condizioni generali di vendita</p>	

























M
MF
UNC, UNC(U)
UNF, UNF(U), UNJF
UNEF, UN, UNS
G, Rp, Rc, W, SV
NPT, NPTF,
PG, TR
EG M, EG UN
Tarauds couronne
Maschi a corona
Forets-taraudeurs
Punte maschiatrici
























		N						
Caractéristiques Caratteristiche				 V	 TiN TiCN			 V
Genre de trou Tipo di foro								
		N310-3	N320-3 N320-4	N320V-3 N320V-4	N320TN-3/4 N320TC-3/4	N321-3 N321-4	N330-3 N330-4	N330V-3 N330V-4
DIN longue DIN lungo	DIN 371	22	22/24	24	24	30	30	30
Extra-longue Extra-lungo	DC							
ISO courte ISO corto	ISO 529							
DIN courte DIN corto	DIN 352							
DIN longue DIN lungo	~DIN 2174							
Tolérance Tolleranza	ISO 2 6H	22	22/24	24	24	30	30	30
Surcote Maggiorazione	ISO 3 6G		28	28				
Surcote Maggiorazione	7G		28					
Surcote Maggiorazione	+ 0.10 mm + 0.20 mm		28					
Tolérance fine Tolleranza fine	ISO 1 4H		26					
LH Filetage à gauche LH Filettatura sinistra	ISO 2 6H	22	26	26				
		N410-3	N420-4	N420V-4	N420TN-4 N420TC-4	N421-4	N430-4	N430V-4
DIN longue DIN lungo	DIN 371	23	25	25	25	31	31	31
Extra-longue Extra-lungo	DC							
ISO courte ISO corto	ISO 529							
DIN courte DIN corto	DIN 352							
DIN longue DIN lungo	~DIN 2174							
Tolérance Tolleranza	ISO 2 6H	23	25	25	25	31	31	31
Surcote Maggiorazione	ISO 3 6G		29	29				
Surcote Maggiorazione	7G		29					
Surcote Maggiorazione	+ 0.10 mm + 0.20 mm		29/31					
Tolérance fine Tolleranza fine	ISO 1 4H		27					
LH Filetage à gauche LH Filettatura sinistra	ISO 2 6H	23	27	27				



N

 R15 	 R40	 R40 	 R40 TiN TiCN	 R40 V E 1.5xP	 R40 	 R40  V		 V
								
								
N350-3 N350V-3	N360-3	N360V-3	N360TN-3 N360TC-3	N360-5 N360V-5	N361-3	N362V-3	N520-4	N520V-4
32	34	34	34	40	40	40	42	42
32	34	34	34	40	40	40	42	42
	36	36						
	38	38						
	38							
	36	36						
N450-3 N450V-3	N460-3	N460V-3	N460TN-3 N460TC-3	N460-5 N460V-5	N461-3	N462V-3	N620-4	N620V-4
33	35	35	35	41	41	41	43	43
33	35	35	35	41	41	41	43	43
	37	37						
	39	39						
	39							
	37	37						

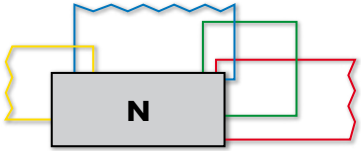










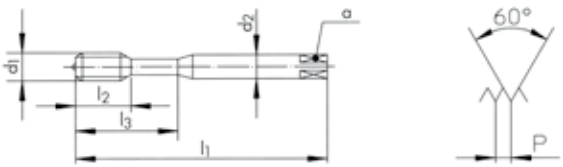





		N						
Caractéristiques Caratteristiche		 TiN	 R40	 R40 V	 R40 TiN		 R40	
								
Genre de trou Typo di foro								
	N520TN-4	N560-3	N560V-3	N560TN-3	N1120-4	N1160-3	N1110 -1-2-3-S	
DIN longue DIN lungo	DIN 371							
Extra-longue Extra-lungo	DC	42	44	44	44			
ISO courte ISO corto	ISO 529				78	78	76	
DIN courte DIN corto	DIN 352							
DIN longue DIN lungo	~DIN 2174							
Tolérance Tolleranza	ISO 2 6H	42	44	44	44	78	78	
Surcote Maggiorazione	ISO 3 6G							
Surcote Maggiorazione	7G							
Surcote Maggiorazione	+ 0.10 mm + 0.20 mm							
Tolérance fine Tolleranza fine	ISO 1 4H							
LH Filetage à gauche LH Filettatura sinistra	ISO 2 6H							
	N620TN-4	N660-3	N660V-3	N660TN-3	N1220-4	N1260-3	N1210 -1-2-3-S	
DIN longue DIN lungo	DIN 371							
Extra-longue Extra-lungo	DC	43	45	45	45			
ISO courte ISO corto	ISO 529				78	78	77	
DIN courte DIN corto	DIN 352							
DIN longue DIN lungo	~DIN 2174							
Tolérance Tolleranza	ISO 2 6H	43	45	45	45	78	78	
Surcote Maggiorazione	ISO 3 6G							
Surcote Maggiorazione	7G							
Surcote Maggiorazione	+ 0.10 mm + 0.20 mm							
Tolérance fine Tolleranza fine	ISO 1 4H							
LH Filetage à gauche LH Filettatura sinistra	ISO 2 6H							

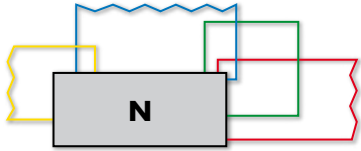


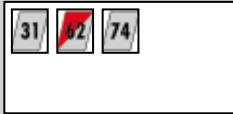


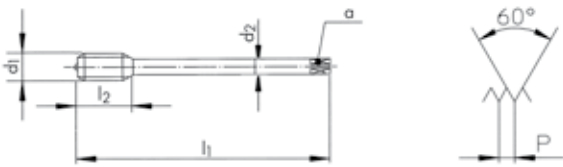






	W				Z			
		 DL		 DL		 VS		 VS
		 NEW		 NEW				
								
	W320-3 W320-4	W320DL-3 W320DL-4	W360-3	W360DL-3	Z320V-3 Z320V-4	Z320VS-4	Z360V-3 Z362V-3	Z360VS-3 Z362VS-3
	46	46	47	47	48	48	49	50
	46	46	47	47	48	48	49	50
	W420-4	W420DL-4	W460-3	W460DL-3	Z420V-4	Z420VS-4	Z462V-3	Z462VS-3
	46	46	47	47	48	48	49	51
	46	46	47	47	48	48	49	51

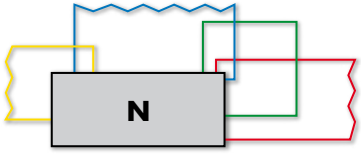





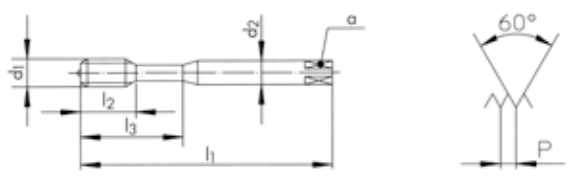






		Z	H	S	SA			
Caractéristiques Caratteristiche		 VS	 VS	 TiCN	 TiCN	 VS	 VS	
								
Genre de trou Tipo di foro								
		Z370VS-3	Z373VS-3	H320-4 H320TC-4	H350-3 H350TC-3	S320VS-4	S360VS-3	SA320-4
<i>DIN longue</i> DIN lungo	DIN 371	50	50	52	54	56	57	58
<i>Extra-longue</i> Extra-lungo	DC							
<i>ISO courte</i> ISO corto	ISO 529							
<i>DIN courte</i> DIN corto	DIN 352							
<i>DIN longue</i> DIN lungo	~DIN 2174							
<i>Tolérance</i> Tolleranza	ISO 2 6H	50	50	52	54	56	57	58
<i>Surcote</i> Maggiorazione	ISO 3 6G				54			
<i>Surcote</i> Maggiorazione	7G							
<i>Surcote</i> Maggiorazione	+ 0.10 mm + 0.20 mm							
<i>Tolérance fine</i> Tolleranza fine	ISO 1 4H	50				56		58
<i>LH Filetage à gauche</i> LH Filettatura sinistra	ISO 2 6H							
		Z470VS-3	Z473VS-3	H420-4 H420TC-4	H450-3 H450TC-3	S420VS-4	S460VS-3	SA420-4
<i>DIN longue</i> DIN lungo	DIN 371	51	51	53	55	56	57	59
<i>Extra-longue</i> Extra-lungo	DC							
<i>ISO courte</i> ISO corto	ISO 529							
<i>DIN courte</i> DIN corto	DIN 352							
<i>DIN longue</i> DIN lungo	~DIN 2174							
<i>Tolérance</i> Tolleranza	ISO 2 6H	51	51	53	55	56	57	59
<i>Surcote</i> Maggiorazione	ISO 3 6G				55			
<i>Surcote</i> Maggiorazione	7G							
<i>Surcote</i> Maggiorazione	+ 0.10 mm + 0.20 mm							
<i>Tolérance fine</i> Tolleranza fine	ISO 1 4H							59
<i>LH Filetage à gauche</i> LH Filettatura sinistra	ISO 2 6H							

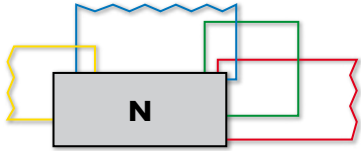




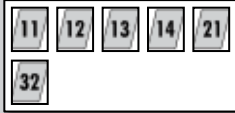







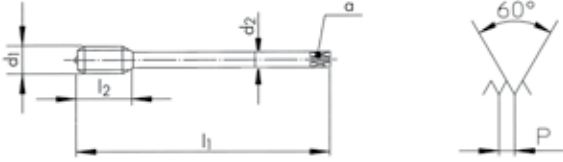




SA		TL		GG			K		
 R15	 R10	 VS	 R15	 R15	NV	 R15	 R15	 TiCN	 VS
									
									
SA350-3	SA390-3	TL320VS-4	TL351VS-3	GG350NV-3 GG550NV-3		GG350TC-3	GG353TC-3	K313TC-3	
58	57	58	58	60		60	60	66	
				60					
58	57	58	58	60		60	60	66	
58	57	58	58						
SA450-3		TL420VS-4	TL451VS-3	GG450NV-3 GG650NV-3		GG450TC-3	GG453TC-3	K413TC-3 K613TC-3	K613VS-3
59		59	59	61		61	61	66	
				61				67	67
59		59	59	61		61	61	66/67	67
59		59	59						

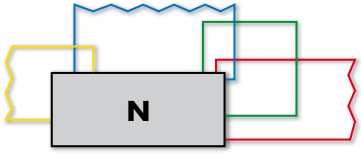




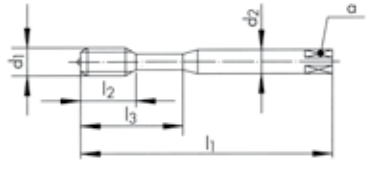


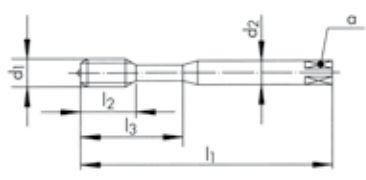





		RTS						
Caractéristiques Caratteristiche								
		VS	VS	VS	VS	E 1.5 x P VS		
Genre de trou Tipo di foro								
		RTS320VS-4	RTS323VS-4	RTS360VS-3 RTS362VS-3	RTS365VS-3	RTS362VS-5 RTS365VS-5	RTS523VS-4	RTS565VS-3
DIN longue DIN lungo	DIN 371	62	62	63	63	64		
Extra-longue Extra-lungo	DC						65	65
ISO courte ISO corto	ISO 529							
DIN courte DIN corto	DIN 352							
DIN longue DIN lungo	~DIN 2174							
Tolérance Tolleranza	ISO 2 6H	62	62	63	63	64	65	65
Surcote Maggiorazione	ISO 3 6G			64				
Surcote Maggiorazione	7G							
Surcote Maggiorazione	+ 0.10 mm + 0.20 mm							
Tolérance fine Tolleranza fine	ISO 1 4H							
LH Filetage à gauche LH Filettatura sinistra	ISO 2 6H							
		RTS420VS-4	RTS423VS-4	RTS462VS-3	RTS465VS-3		RTS623VS-4	RTS665VS-3
DIN longue DIN lungo	DIN 371	62	62	63	63			
Extra-longue Extra-lungo	DC						65	65
ISO courte ISO corto	ISO 529							
DIN courte DIN corto	DIN 352							
DIN longue DIN lungo	~DIN 2174							
Tolérance Tolleranza	ISO 2 6H	62	62	63	63		65	65
Surcote Maggiorazione	ISO 3 6G							
Surcote Maggiorazione	7G							
Surcote Maggiorazione	+ 0.10 mm + 0.20 mm							
Tolérance fine Tolleranza fine	ISO 1 4H							
LH Filetage à gauche LH Filettatura sinistra	ISO 2 6H							

									N310-3	N310-3 LH	N320-3	
												
N310-3												
N310-3 LH	 LH											
N320-3												
												
Ø d ₁ M	P mm	l ₁ mm	l ₂ mm	l ₃ mm	d ₂ mm	a mm			ID	ID	ID	
1	0.25	40	5.5		2.5	2.1	3	0.75	150167			
1.1	0.25	40	5.5		2.5	2.1	3	0.85	174745			
1.2	0.25	40	5.5		2.5	2.1	3	0.95	150168			
1.4	0.30	40	7.0		2.5	2.1	3	1.10	150169			
1.5	0.30	40	7.0		2.5	2.1	3	1.20	174752			
1.6	0.35	40	8.0		2.5	2.1	3	1.25	174753			
1.7	0.35	40	8.0		2.5	2.1	3	1.35	174754			
1.8	0.35	40	8.0		2.5	2.1	3	1.45	174755			
2	0.40	45	8.0		2.8	2.1	3	1.60	101439	111460		
2.2	0.45	45	9.0		2.8	2.1	3	1.75	174756			
2.3	0.40	45	9.0		2.8	2.1	3	1.90	174757			
2.5	0.45	50	10.0		2.8	2.1	*3	2.05	101440	111461	* 101461	
2.6	0.45	50	10.0		2.8	2.1	3	2.15	101441			
3	0.50	56	12.0	18	3.5	2.7	*3	2.50	101442	111462	* 101462	
3.5	0.60	56	13.0	20	4.0	3.0	*3	2.90	101443		* 101463	
4	0.70	63	14.0	21	4.5	3.4	*3	3.30	101444	111464	* 101464	
5	0.80	70	15.0	25	6.0	4.9	*3	4.20	101445	111465	* 101465	
6	1.00	80	17.0	30	6.0	4.9	*3	5.00	101446	111466	* 101466	
8	1.25	90	20.0	35	8.0	6.2	3	6.80	101447			
10	1.50	100	22.0	39	10.0	8.0	3	8.50	101438			
<p>* N320-3 =  2</p>									<p>≤ M1.5 </p>			

								N410-3	N410-3 LH		
											
N410-3											
N410-3 LH	 LH										
											
											
$\varnothing d_1$	P	l_1	l_2	d_2	α			ID	ID		
M	mm	mm	mm	mm	mm						
3	0.50	56	12.0	2.2	1.8	3	2.50	101897			
4	0.70	63	14.0	2.8	2.1	3	3.30	101924			
5	0.80	70	15.0	3.5	2.7	3	4.20	101942			
6	1.00	80	17.0	4.5	3.4	3	5.00	101953			
7	1.00	80	17.0	5.5	4.3	3	6.00	142645	111491		
8	1.25	90	20.0	6.0	4.9	3	6.80	101958	111492		
10	1.50	100	22.0	7.0	5.5	3	8.50	101866	111478		
12	1.75	110	24.0	9.0	7.0	3	10.20	101870	111479		
14	2.00	110	28.0	11.0	9.0	3	12.00	101874	111480		
16	2.00	110	30.0	12.0	9.0	3	14.00	101880	111481		
18	2.50	125	33.0	14.0	11.0	3	15.50	101883	111482		
20	2.50	140	36.0	16.0	12.0	3	17.50	101885	125530		
22	2.50	140	36.0	18.0	14.5	3	19.50	101888			
24	3.00	160	39.0	18.0	14.5	4	21.00	101891	111485		
27	3.00	160	42.0	20.0	16.0	4	24.00	101895	111486		
30	3.50	180	45.0	22.0	18.0	4	26.50	101901	111487		
33	3.50	180	48.0	25.0	20.0	4	29.50	101907			
36	4.00	200	51.0	28.0	22.0	4	32.00	101915	111488		
39	4.00	200	55.0	32.0	24.0	4	35.00	101922			
42	4.50	200	55.0	32.0	24.0	4	37.50	101932			
48	5.00	250	63.0	36.0	29.0	4	43.00	111489			
56	5.50	280	71.0	45.0	35.0	5	50.50	111447			

									N320-4	N320V-4	N320TN-4	N320TC-4	
													
N320-4													
N320V-4		V											
N320TN-4		TiN											
N320TC-4		TiCN											
													
													
Ø d ₁	P	l ₁	l ₂	l ₃	d ₂	a			ID	ID	ID	ID	
M	mm	mm	mm	mm	mm	mm							
*1	0.25	40	5.5		2.5	2.1	2	0.75	111467				
*1.1	0.25	40	5.5		2.5	2.1	2	0.85	111468				
*1.2	0.25	40	5.5		2.5	2.1	2	0.95	111469				
*1.4	0.30	40	7.0		2.5	2.1	2	1.10	111470				
*1.5	0.30	40	7.0		2.5	2.1	2	1.20	111471				
*1.6	0.35	40	8.0		2.5	2.1	2	1.25	101454				
*1.7	0.35	40	8.0		2.5	2.1	2	1.35	101455				
*1.8	0.35	40	8.0		2.5	2.1	2	1.45	101456				
*2	0.40	45	8.0		2.8	2.1	2	1.60	101458	101536	101528	152900	
*2.2	0.45	45	9.0		2.8	2.1	2	1.75	101459				
*2.3	0.40	45	9.0		2.8	2.1	2	1.90	101460				
2.5	0.45	50	10.0		2.8	2.1	3	2.05	101483	101545	101530	101522	
2.6	0.45	50	10.0		2.8	2.1	3	2.15	101484				
3	0.50	56	12.0	18	3.5	2.7	3	2.50	101485	101546	101531	101523	
3.5	0.60	56	13.0	20	4.0	3.0	3	2.90	101491	101547			
4	0.70	63	14.0	21	4.5	3.4	3	3.30	101495	101548	101532	101524	
5	0.80	70	15.0	25	6.0	4.9	3	4.20	101499	101549	101533	101525	
6	1.00	80	17.0	30	6.0	4.9	3	5.00	101503	101550	101534	101526	
8	1.25	90	20.0	35	8.0	6.2	3	6.80	101506	101551	101535	101527	
10	1.50	100	22.0	39	10.0	8.0	3	8.50	101481	101544	101529	101521	
<p>* N320-3 / N320V-3 N320TN-3 / N320TC-3</p> 									<p>≤ M1.5</p> 				

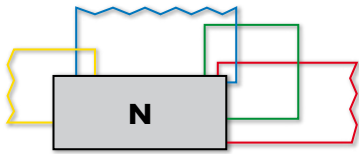
								N420-4	N420V-4	N420TN-4	N420TC-4
											
N420-4											
N420V-4	 V										
N420TN-4	 TiN										
N420TC-4	 TiCN										
											
											
$\varnothing d_1$ M	P mm	l_1 mm	l_2 mm	d_2 mm	α mm			ID	ID	ID	ID
3	0.50	56	12.0	2.2	1.8	3	2.50	102119	143418		
4	0.70	63	14.0	2.8	2.1	3	3.30	102146	102279		
5	0.80	70	15.0	3.5	2.7	3	4.20	102171	102280	146297	
6	1.00	80	17.0	4.5	3.4	3	5.00	102182	102282	147439	
7	1.00	80	17.0	5.5	4.3	3	6.00	102189	144713		
8	1.25	90	20.0	6.0	4.9	3	6.80	102195	102285	102251	102233
9	1.25	90	20.0	7.0	5.5	3	7.80	102202			
10	1.50	100	22.0	7.0	5.5	3	8.50	102061	102263	102240	102228
11	1.50	100	19.0	8.0	6.2	3	9.50	162770			
12	1.75	110	24.0	9.0	7.0	3	10.20	102072	102265	102243	102229
14	2.00	110	28.0	11.0	9.0	3	12.00	102081	102267	102245	
16	2.00	110	30.0	12.0	9.0	3	14.00	102090	102269	102247	102231
18	2.50	125	33.0	14.0	11.0	3	15.50	102097	102271		
20	2.50	140	36.0	16.0	12.0	3	17.50	102101	102273	102248	102232
22	2.50	140	36.0	18.0	14.5	3	19.50	102106	102275		
24	3.00	160	39.0	18.0	14.5	4	21.00	102110	102278	144220	163736
27	3.00	160	42.0	20.0	16.0	4	24.00	102117	143856		
30	3.50	180	45.0	22.0	18.0	4	26.50	102124	105124		
33	3.50	180	48.0	25.0	20.0	4	29.50	102130	146968		
36	4.00	200	51.0	28.0	22.0	4	32.00	102137	143430		
39	4.00	200	55.0	32.0	24.0	4	35.00	102144	158724		
42	4.50	200	55.0	32.0	24.0	4	37.50	102158	143107		
45	4.50	220	59.0	36.0	29.0	4	40.50	* 110225			
48	5.00	250	63.0	36.0	29.0	4	43.00	110226	157517		
56	5.50	280	71.0	45.0	35.0	5	50.50	110229	158178		



										N320-4	N320-4 LH	N320V-4 LH	
													
N320-4													
N320-4 LH		LH											
N320V-4 LH		V	LH										
 													
													
Ø d ₁ M	P mm	l ₁ mm	l ₂ mm	l ₃ mm	d ₂ mm	a mm				ID	ID	ID	
*2	0.40	45	8.0		2.8	2.1	2	1.60		162503	111472	162771	
2.5	0.45	50	10.0		2.8	2.1	3	2.05		159345			
3	0.50	56	12.0	18	3.5	2.7	3	2.50		101487	111473	162772	
4	0.70	63	14.0	21	4.5	3.4	3	3.30		101493	111474	162773	
5	0.80	70	15.0	25	6.0	4.9	3	4.20		101497	111475	162774	
6	1.00	80	17.0	30	6.0	4.9	3	5.00		101501	111476	162775	
8	1.25	90	20.0	35	8.0	6.2	3	6.80	Δ	* 146482			
10	1.50	100	22.0	39	10.0	8.0	3	8.50		* 146484			



* N320-3





Δ ISO 1 4H = 6.70

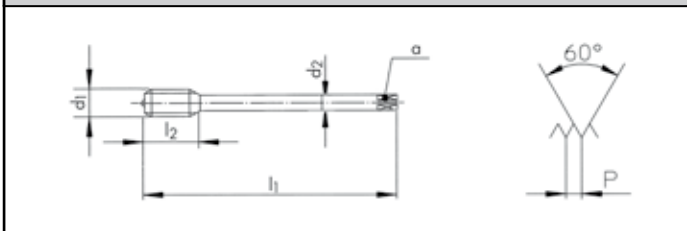


N420-4  


N420-4 LH  **LH** 

N420V-4 LH  **V** **LH** 


N420-4 **N420-4 LH** **N420V-4 LH**

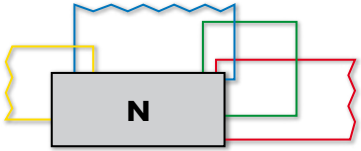







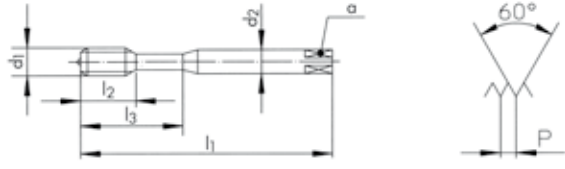





ISO 1 4H **ISO 2 6H** **ISO 2 6H**

$\varnothing d_1$ M	P mm	l_1 mm	l_2 mm	d_2 mm	α mm		Δ mm
8	1.25	90	20.0	6.0	4.9	3	6.80
10	1.50	100	22.0	7.0	5.5	3	8.50
12	1.75	110	24.0	9.0	7.0	3	10.20
14	2.00	110	28.0	11.0	9.0	3	12.00
16	2.00	110	30.0	12.0	9.0	3	14.00
20	2.50	140	36.0	16.0	12.0	3	17.50
24	3.00	160	39.0	18.0	14.5	4	21.00
30	3.50	180	45.0	22.0	18.0	4	26.50

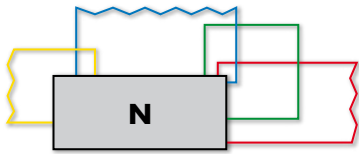
ID	ID	ID
102193	102198	142621
102059	102064	143287
102070	102040	146583
	102084	146563
	102093	143108
	102103	145579
	111493	145578
	* 111494	

Δ **ISO 1 4H** = 6.70 

										N320-4	N320V-4	N320-4	N320-4			
																
N320-4																
N320V-4	 V															
																
Ø d ₁ M	P mm	l ₁ mm	l ₂ mm	l ₃ mm	d ₂ mm	a mm				ID	6H + mm	ID	6H + mm	ID	6H + mm	ID
*2	0.40	45	8.0		2.8	2.1	2	1.60		101457	0.019	143584	0.019			
2.5	0.45	50	10.0		2.8	2.1	3	2.05		101482	0.020	150522	0.020			
3	0.50	56	12.0	18	3.5	2.7	3	2.50		101486	0.020	143116	0.020	101489	0.036	101488
3.5	0.60	56	13.0	20	4.0	3.0	3	2.95		101490	0.021					
4	0.70	63	14.0	21	4.5	3.4	3	3.35		101494	0.022	143087	0.022	101496	0.041	111522
5	0.80	70	15.0	25	6.0	4.9	3	4.25		101498	0.024	143088	0.024	101500	0.044	111523
6	1.00	80	17.0	30	6.0	4.9	3	5.00		101502	0.026	143089	0.026	101504	0.050	111524
8	1.25	90	20.0	35	8.0	6.2	3	6.80		101505	0.028	143604	0.028			


* N320-3 / N320V-3



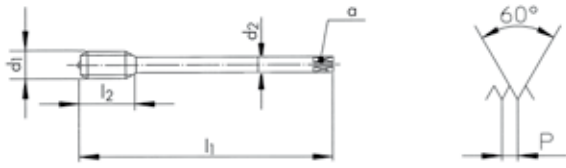
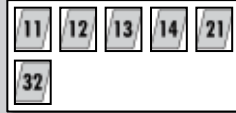




N420-4 **N420V-4** **N420-4** **N420-4**

N420-4

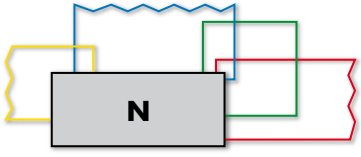







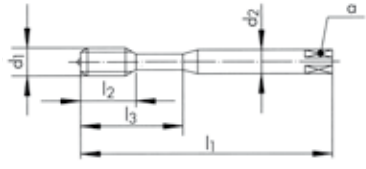











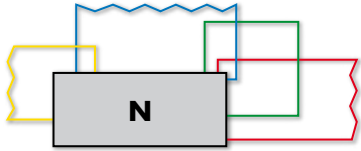













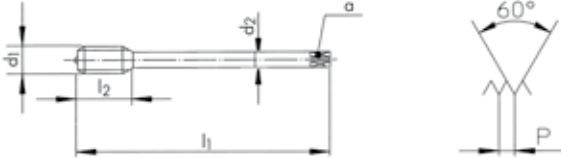



N420V-4

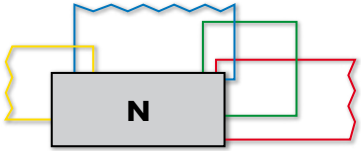









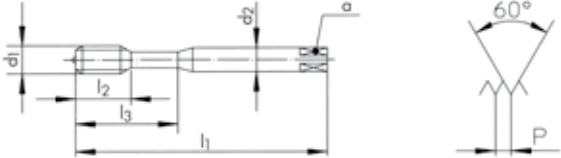








$\varnothing d_1$ M	P mm	l_1 mm	l_2 mm	d_2 mm	α mm		 6H
8	1.25	90	20.0	6.0	4.9	3	6.80
10	1.50	100	22.0	7.0	5.5	3	8.50
12	1.75	110	24.0	9.0	7.0	3	10.30
16	2.00	110	30.0	12.0	9.0	3	14.00

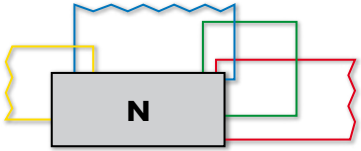













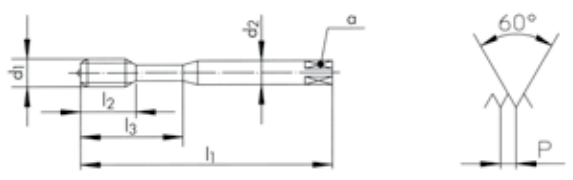




ID	6H + mm	ID	6H + mm	ID	6H + mm	ID
102194	0.028	145246	0.028	102199	0.052	102196
102060	0.032	143726	0.032	102065	0.060	102062
102071	0.034	145655	0.034	102076	0.066	102073
135531	0.038	162795	0.038	102094	0.072	102091

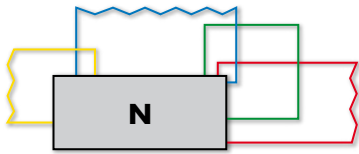
									N321-4	N330-4	N330V-4	
												
N321-4												
N330-4												
N330V-4												
 												
												
Ø d ₁ M	P mm	l ₁ mm	l ₂ mm	l ₃ mm	d ₂ mm	a mm			ID	ID	ID	
*1	0.25	40	5.5		2.5	2.1	2	0.75		101558		
*1.1	0.25	40	5.5		2.5	2.1	2	0.85		* 101559		
*1.2	0.25	40	5.5		2.5	2.1	2	0.95		101560		
*1.4	0.30	40	7.0		2.5	2.1	2	1.10		101561		
*1.6	0.35	40	8.0		2.5	2.1	2	1.25		101562	151246	
*1.7	0.35	40	8.0		2.5	2.1	2	1.35		* 101563		
*2	0.40	45	8.0		2.8	2.1	2	1.60	101552	105125	101572	
*2.2	0.45	45	9.0		2.8	2.1	2	1.75		* 105126		
*2.3	0.40	45	9.0		2.8	2.1	2	1.90		* 105127		
2.5	0.45	50	10.0		2.8	2.1	*3	2.05	101553	101565	101573	
2.6	0.45	50	10.0		2.8	2.1	2	2.15		* 101566		
3	0.50	56	12.0	18	3.5	2.7	*3	2.50	101555	101567	101574	
3.5	0.60	56	13.0	20	4.0	3.0	2	2.90		101568		
4	0.70	63	14.0	21	4.5	3.4	3	3.30	101557	101569	101576	
5	0.80	70	15.0	25	6.0	4.9	3	4.20		101570	101577	
6	1.00	80	17.0	30	6.0	4.9	3	5.00		101571	101578	
<p>* N321-3 / N330-3 / N330V-3  * N330-4 =  2</p> <p>* N330V-4 =  2</p>									<p>≤ M1.5 </p>			

								N420-4	N421-4	N430-4	N430V-4
								   			
N420-4											
N421-4											
N430-4											
N430V-4											
											
											
$\varnothing d_1$ M	P mm	l_1 mm	l_2 mm	d_2 mm	α mm		$\pm 6H$ mm	ID	ID	ID	ID
4	0.70	63	14.0	2.8	2.1	3	3.30		102293		
5	0.80	70	15.0	3.5	2.7	3	4.20		102294		
6	1.00	80	17.0	4.5	3.4	3	5.00		102295		
8	1.25	90	20.0	6.0	4.9	3	6.80	102197	102296	102301	102306
10	1.50	100	22.0	7.0	5.5	3	8.50	102063	102286	102297	102302
12	1.75	110	24.0	9.0	7.0	3	10.20	102074	102287	102298	102303
14	2.00	110	28.0	11.0	9.0	3	12.00		* 102288		
16	2.00	110	30.0	12.0	9.0	3	14.00	102092	102289		

									N350-3	N350V-3		
												
N350-3												
N350V-3	 											
												
												
												
												
Ø d ₁ M	P mm	l ₁ mm	l ₂ mm	l ₃ mm	d ₂ mm	a mm			ID	ID		
2	0.40	45	8.0		2.8	2.1	2	1.60	101580	101593		
2.3	0.40	45	9.0		2.8	2.1	2	1.90	101581			
2.5	0.45	50	10.0		2.8	2.1	2	2.05	101582	101594		
2.6	0.45	50	10.0		2.8	2.1	2	2.15	101583			
3	0.50	56	12.0	18	3.5	2.7	2	2.50	101584	101595		
3.5	0.60	56	13.0	20	4.0	3.0	2	2.90	101585			
4	0.70	63	14.0	21	4.5	3.4	2	3.30	101587	101596		
5	0.80	70	15.0	25	6.0	4.9	3	4.20	101589	101597		
6	1.00	80	17.0	30	6.0	4.9	3	5.00	101591	101598		
8	1.25	90	20.0	35	8.0	6.2	3	6.80	101592	146810		
10	1.50	100	22.0	39	10.0	8.0	3	8.50	101579	147217		

									N450-3	N450V-3		
									N450-3 		N450V-3 	
$\varnothing d_1$ M	P mm	l_1 mm	l_2 mm	d_2 mm	α mm			ID	ID			
8	1.25	90	20.0	6.0	4.9	3	6.80	102327	102334			
10	1.50	100	22.0	7.0	5.5	3	8.50	102314	102329			
12	1.75	110	24.0	9.0	7.0	3	10.20	102317	102330			
14	2.00	110	28.0	11.0	9.0	3	12.00	102319	145487			
16	2.00	110	30.0	12.0	9.0	3	14.00	102321	102331			
20	2.50	140	36.0	16.0	12.0	4	17.50	102324	102332			
24	3.00	160	39.0	18.0	14.5	4	21.00	102325	102333			


									N360-3	N360V-3	N360TN-3	N360TC-3
												
N360-3												
N360V-3	 V											
N360TN-3	 TiN											
N360TC-3	 TiCN											
												
												
Ø d ₁ M	P mm	l ₁ mm	l ₂ mm	l ₃ mm	d ₂ mm	a mm			ID	ID	ID	ID
2	0.40	45	7.0		2.8	2.1	2	1.60	101618	101708	101697	146842
2.2	0.45	45	8.0		2.8	2.1	2	1.75	101619			
2.3	0.40	45	8.0		2.8	2.1	2	1.90	101620			
2.5	0.45	50	9.0		2.8	2.1	2	2.05	101622	101709	101698	101689
2.6	0.45	50	9.0		2.8	2.1	2	2.15	101623	101710		
3	0.50	56	5.5	18	3.5	2.7	3	2.50	101626	101711	101699	101690
3.5	0.60	56	6.5	20	4.0	3.0	3	2.90	101630	142625		
4	0.70	63	7.5	21	4.5	3.4	3	3.30	101635	101713	101700	101691
4.5	0.75	70	9.0	25	6.0	4.9	3	3.75	101639			
5	0.80	70	9.0	25	6.0	4.9	3	4.20	101644	101715	101701	101692
6	1.00	80	11.0	30	6.0	4.9	3	5.00	101652	101717	101703	101693
7	1.00	80	11.0	30	7.0	5.5	3	6.00	101656	101718		
8	1.25	90	12.5	35	8.0	6.2	3	6.80	101663	101721	101705	101694
9	1.25	90	12.5	35	9.0	7.0	3	7.80	101668			
10	1.50	100	14.0	39	10.0	8.0	3	8.50	101612	101707	101696	101688




N460-3 N460V-3 N460TN-3 N460TC-3



N460-3



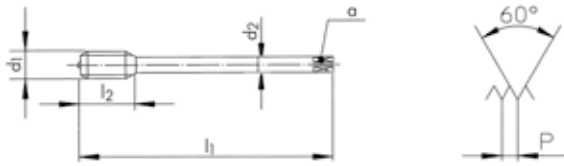
N460V-3





N460TN-3

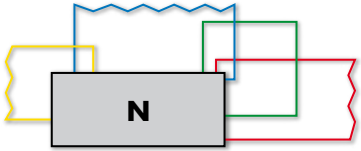




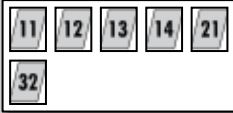




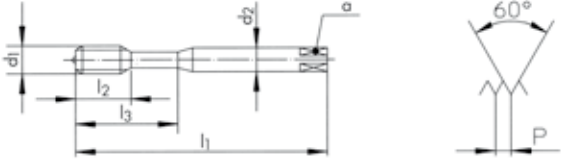





N460TC-3

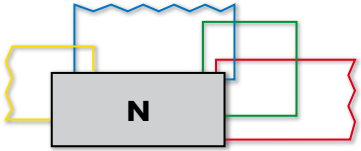


























ISO 2 6H ISO 2 6H ISO 2 6H ISO 2 6H

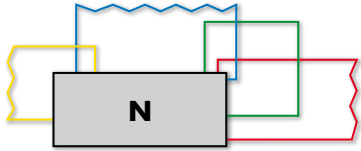






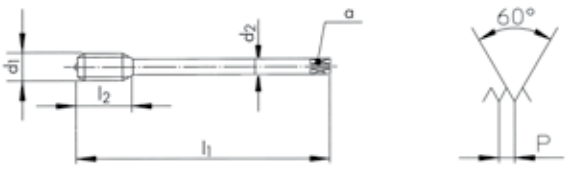





Ø d ₁ M	P mm	l ₁ mm	l ₂ mm	d ₂ mm	α mm			ID	ID	ID	ID
5	0.80	70	9.0	3.5	2.7	3	4.20	102410	102489	160682	
6	1.00	80	11.0	4.5	3.4	3	5.00	102411	102491	152850	
8	1.25	90	12.5	6.0	4.9	3	6.80	102412	102492	152849	
10	1.50	100	14.0	7.0	5.5	3	8.50	102351	102461	150242	158687
12	1.75	110	14.0	9.0	7.0	3	10.20	102359	102465	102449	102438
14	2.00	110	14.0	11.0	9.0	3	12.00	102369	102468	102451	111615
16	2.00	110	18.0	12.0	9.0	3	14.00	102376	102471	102453	102440
18	2.50	125	21.0	14.0	11.0	3	15.50	102383	102473		
20	2.50	140	24.0	16.0	12.0	4	17.50	102389	102475	102454	143280
22	2.50	140	24.0	18.0	14.5	4	19.50	102394	102477		
24	3.00	160	27.0	18.0	14.5	4	21.00	102398	102480	143119	150018
27	3.00	160	27.0	20.0	16.0	4	24.00	175423	102481		
30	3.50	180	30.0	22.0	18.0	4	26.50	150246	102482		
33	3.50	180	33.0	25.0	20.0	4	29.50	167621	102483		
36	4.00	200	36.0	28.0	22.0	5	32.00	143914	102484		
39	4.00	200	40.0	32.0	24.0	5	35.00	175424	102485		
42	4.50	200	40.0	32.0	24.0	5	37.50	169122	102486		
45	4.50	220	44.0	36.0	29.0	5	40.50		102487		
48	5.00	250	48.0	36.0	29.0	5	43.00		102488		
52	5.00	250	52.0	40.0	32.0	5	47.00		110228		
56	5.50	280	56.0	45.0	35.0	6	50.50		102490		
64	6.00	315	64.0	50.0	39.0	6	58.00		143805		

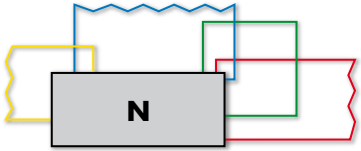





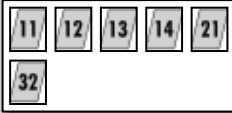








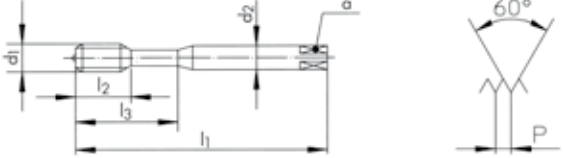








									N360-3 LH	N360V-3 LH	N360-3	N360V-3
												
N360-3 LH		LH										
N360V-3 LH		V LH										
N360-3												
N360V-3		V										
												
												
Ø d ₁ M	P mm	l ₁ mm	l ₂ mm	l ₃ mm	d ₂ mm	a mm		6H → ←	ID	ID	ID 6H + mm	ID 6H + mm
2	0.40	45	7.0		2.8	2.1	2	1.60			101617 0.019	146000 0.019
2.5	0.45	50	9.0		2.8	2.1	2	2.05			101621 0.020	143294 0.020
3	0.50	56	5.5	18	3.5	2.7	3	2.50	101627	146811	101625 0.020	104816 0.020
3.5	0.60	56	6.5	20	4.0	3.0	3	2.95			101629 0.021	125829 0.021
4	0.70	63	7.5	21	4.5	3.4	3	3.30	101637	162540	101634 0.022	104817 0.022
5	0.80	70	9.0	25	6.0	4.9	3	4.20	101646	144003	101643 0.024	104818 0.024
6	1.00	80	11.0	30	6.0	4.9	3	5.00	101654	144004	101669 0.026	104819 0.026
8	1.25	90	12.5	35	8.0	6.2	3	6.80	101666	143925	101662 0.028	104820 0.028
10	1.50	100	14.0	39	10.0	8.0	3	8.50	101615	143587	101611 0.032	104821 0.032

								N460-3 LH	N460V-3 LH	N460-3	N460V-3		
N460-3 LH		LH											
N460V-3 LH		V LH											
N460-3													
N460V-3		V											
$\varnothing d_1$ M	P mm	l_1 mm	l_2 mm	d_2 mm	α mm		$6H$ $\rightarrow \leftarrow$	ID	ID	ID	$6H$ + mm	ID	$6H$ + mm
12	1.75	110	14.0	9.0	7.0	3	10.20	102362	146354	102358	0.034	143602	0.034
14	2.00	110	14.0	11.0	9.0	3	12.00			102368	0.038	144712	0.038
16	2.00	110	18.0	12.0	9.0	3	14.00	102378	143439	102375	0.038	150197	0.038
20	2.50	140	24.0	16.0	12.0	4	17.50	102390	146564	102388	0.042	145420	0.042

									N360-3	N360-3	N360V-3	N360-3		
														
N360-3														
N360V-3	 													
														
 														
														
Ø d ₁ M	P mm	l ₁ mm	l ₂ mm	l ₃ mm	d ₂ mm	a mm			ID	ID	^{6H} + mm	ID	^{6H} + mm	ID
3	0.50	56	5.5	18	3.5	2.7	3	2.50	101624	101628	0.036	144311	0.036	160847
4	0.70	63	7.5	21	4.5	3.4	3	3.30	101633	101638	0.041	144192	0.041	101636
5	0.80	70	9.0	25	6.0	4.9	3	4.20	101642	101647	0.044	143208	0.044	101645
6	1.00	80	11.0	30	6.0	4.9	3	5.00	101651	101655	0.050	146709	0.050	101653
8	1.25	90	12.5	35	8.0	6.2	3	^Δ 6.80	101661	101667	0.052	146267	0.052	101664
10	1.50	100	14.0	39	10.0	8.0	3	8.50	101610	101616	0.060	142547	0.060	101613

^Δ  = 

									N460-3	N460-3	N460V-3	N460-3		
														
N460-3														
N460V-3	 													
														
														
														
$\varnothing d_1$ M	P mm	l_1 mm	l_2 mm	d_2 mm	a mm				ID	ID	6H + mm	ID	6H + mm	ID
12	1.75	110	14.0	9.0	7.0	3	10.20		* 124987	102363	0.066	142532	0.066	102360
16	2.00	110	18.0	12.0	9.0	3	14.00			102379	0.072	144956	0.072	102377

									N360-5	N360V-5	N361-3	N362V-3
												
N360-5												
N360V-5	 											
N361-3	 											
N362V-3	  											
 												
												
Ø d ₁ M	P mm	l ₁ mm	l ₂ mm	l ₃ mm	d ₂ mm	a mm			ID	ID	ID	ID
2	0.40	45	7.0		2.8	2.1	2	1.60	158079	150058		
3	0.50	56	5.5	18	3.5	2.7	3	2.50	104809	142646	101735	
4	0.70	63	7.5	21	4.5	3.4	3	3.30	104810	142647	101736	101741
5	0.80	70	9.0	25	6.0	4.9	3	4.20	104811	142648	101737	101742
6	1.00	80	11.0	30	6.0	4.9	3	5.00	104812	142649	101738	101743
8	1.25	90	12.5	35	8.0	6.2	3	6.80	104813	142650	101739	101744
10	1.50	100	14.0	39	10.0	8.0	3	8.50	104814	124899	101734	101740

								N460-5	N460V-5	N461-3	N462V-3
N460-5											
N460V-5											
N461-3											
N462V-3											
$\varnothing d_1$	P	l_1	l_2	d_2	α			ID	ID	ID	ID
M	mm	mm	mm	mm	mm						
12	1.75	110	14.0	9.0	7.0	3	10.20	104815	142651	102506	102512
14	2.00	110	14.0	11.0	9.0	3	12.00			* 102507	102513
16	2.00	110	18.0	12.0	9.0	3	14.00			* 102508	102514
18	2.50	125	21.0	14.0	11.0	3	15.50			* 111614	102515
20	2.50	140	24.0	16.0	12.0	4	17.50				102516
24	3.00	160	27.0	18.0	14.5	4	21.00				102517
27	3.00	160	27.0	20.0	16.0	4	24.00				159244
30	3.50	180	30.0	22.0	18.0	4	26.50				143090



										N520-4	N520V-4	N520TN-4	
N520-4													
N520V-4	V												
N520TN-4	TiN												
Ø d ₁ M	P mm	l ₁ mm	l ₂ mm	l ₃ mm	d ₂ mm	a mm				ID	ID	ID	
2.5	0.45	100	10.0		2.8	2.1	3		2.05	102594	142623		
3	0.50	112	12.0	18	3.5	2.7	3		2.50	102595	143399	162790	
4	0.70	112	14.0	21	4.5	3.4	3		3.30	102596	143400	146837	
5	0.80	125	15.0	25	6.0	4.9	3		4.20	102597	142654	150113	
6	1.00	125	17.0	30	6.0	4.9	3		5.00	102598	143137	148821	



									N620-4	N620V-4	N620TN-4											
N620-4		<table border="1"> <tr> <td>61</td> <td>63</td> <td>71</td> <td>72</td> <td>73</td> </tr> <tr> <td>81</td> <td colspan="4"></td> </tr> </table>							61	63	71	72	73	81								
61	63	71	72	73																		
81																						
N620V-4	V	<table border="1"> <tr> <td>11</td> <td>12</td> <td>13</td> <td>14</td> <td>21</td> </tr> <tr> <td>32</td> <td colspan="4"></td> </tr> </table>							11	12	13	14	21	32								
11	12	13	14	21																		
32																						
N620TN-4	TiN	<table border="1"> <tr> <td>11</td> <td>12</td> <td>13</td> <td>14</td> <td>21</td> </tr> <tr> <td>31</td> <td>32</td> <td>73</td> <td>74</td> <td></td> </tr> </table>							11	12	13	14	21	31	32	73	74					
11	12	13	14	21																		
31	32	73	74																			
									<table border="1"> <tr> <td>B 4 x P</td> <td>B 4 x P</td> <td>B 4 x P</td> </tr> </table>			B 4 x P	B 4 x P	B 4 x P	<table border="1"> <tr> <td>ISO 2 6H</td> <td>ISO 2 6H</td> <td>ISO 2 6H</td> </tr> </table>			ISO 2 6H	ISO 2 6H	ISO 2 6H		
B 4 x P	B 4 x P	B 4 x P																				
ISO 2 6H	ISO 2 6H	ISO 2 6H																				
$\varnothing d_1$ M	P mm	l_1 mm	l_2 mm	d_2 mm	α mm			ID	ID	ID												
4	0.70	112	14.0	2.8	2.1	3	3.30	102619	142582	146442												
5	0.80	125	15.0	3.5	2.7	3	4.20	102620	142657	146443												
6	1.00	125	17.0	4.5	3.4	3	5.00	102621	142658	144591												
8	1.25	140	20.0	6.0	4.9	3	6.80	102622	143401	146262												
10	1.50	160	22.0	7.0	5.5	3	8.50	102614	142660	146849												
12	1.75	180	24.0	9.0	7.0	3	10.20	102615	143127	146295												
14	2.00	180	28.0	11.0	9.0	3	12.00	102616	151905													
16	2.00	200	30.0	12.0	9.0	3	14.00	102617	143106	143574												
20	2.50	224	36.0	16.0	12.0	3	17.50	102618	143596													

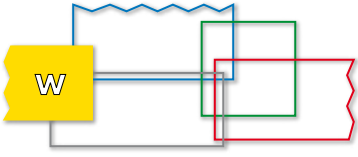













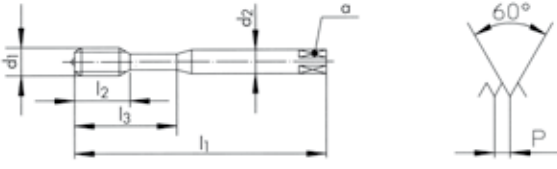








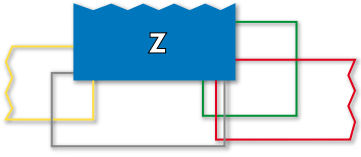









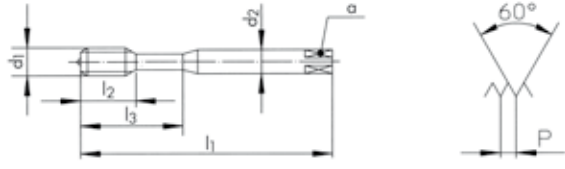





								N660-3	N660V-3	N660TN-3					
N660-3															
N660V-3															
N660TN-3															
$\varnothing d_1$ M	P mm	l_1 mm	l_2 mm	d_2 mm	α mm			ID	ID	ID					
6	1.00	125	11.0	4.5	3.4	3	5.00	162792	115657						
8	1.25	140	12.5	6.0	4.9	3	6.80	162793	115544						
10	1.50	160	14.0	7.0	5.5	3	8.50	162794	135539	173484					
12	1.75	180	14.0	9.0	7.0	3	10.20	102623	102626	142669					
14	2.00	180	14.0	11.0	9.0	3	12.00	162253	147500						
16	2.00	200	18.0	12.0	9.0	3	14.00	102624	102627	142670					
20	2.50	224	24.0	16.0	12.0	4	17.50	102625	102628						

									W320-4	W420-4	W320DL-4	W420DL-4	
W320-4		71 72 81											
W420-4		71 72 81											
W320DL-4		DL	71 72 81										
W420DL-4		DL	71 72 81										
$\varnothing d_1$ M	P mm	l_1 mm	l_2 mm	l_3 mm	d_2 mm	a mm			ID	ID	ID	ID	
*2	0.40	45	8.0		2.8	2.1	2	1.60	104612		176688		
2.5	0.45	50	10.0		2.8	2.1	2	2.05	104613		176689		
2.6	0.45	50	10.0		2.8	2.1	2	2.15	* 104614				
3	0.50	56	12.0	18	3.5	2.7	2	2.50	104615		176690		
3.5	0.60	56	13.0	20	4.0	3.0	2	2.90	* 104616				
4	0.70	63	14.0	21	4.5	3.4	2	3.30	104617		176691		
5	0.80	70	15.0	25	6.0	4.9	2	4.20	104618		176354		
6	1.00	80	17.0	30	6.0	4.9	2	5.00	104619		175590		
8	1.25	90	20.0		6.0	4.9	2	6.80		104636		176692	
10	1.50	100	22.0		7.0	5.5	2	8.50		104632		176693	
12	1.75	110	24.0		9.0	7.0	3	10.20		104633		176694	
16	2.00	110	30.0		12.0	9.0	3	14.00		104634		176695	

* W320-3
* W320DL-3

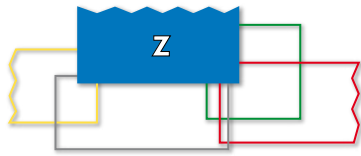


									W360-3	W460-3	W360DL-3	W460DL-3
									W360-3  			
W460-3  			NEW	NEW								
W360DL-3   												
W460DL-3   												
												
									ISO 2 6H	ISO 2 6H	ISO 2 6H	ISO 2 6H
Ø d ₁ M	P mm	l ₁ mm	l ₂ mm	l ₃ mm	d ₂ mm	α mm			ID	ID	ID	ID
2	0.40	45	7.0		2.8	2.1	2	1.60	104625		176719	
2.5	0.45	50	9.0		2.8	2.1	2	2.05	104626		176720	
3	0.50	56	5.5	18	3.5	2.7	2	2.50	104627		176721	
4	0.70	63	7.5	21	4.5	3.4	2	3.30	104628		176722	
5	0.80	70	9.0	25	6.0	4.9	2	4.20	104629		176723	
6	1.00	80	11.0	30	6.0	4.9	2	5.00	104630		176355	
8	1.25	90	12.5	35	8.0	6.2	2	6.80	104631		176724	
10	1.50	100	14.0	39	10.0	8.0	2	8.50	104624		176725	
12	1.75	110	14.0		9.0	7.0	3	10.20		104640		176726
16	2.00	110	18.0		12.0	9.0	3	14.00		104641		176727

									Z320V-4	Z420V-4	Z320VS-4	Z420VS-4
									 V  V  VS  VS			
   												
												
												
Ø d ₁ M	P mm	l ₁ mm	l ₂ mm	l ₃ mm	d ₂ mm	a mm			ID	ID	ID	ID
*1.6	0.35	40	8.0		2.5	2.1	2	1.25	142671			
*2	0.40	45	8.0		2.8	2.1	2	1.60	111613			
2.5	0.45	50	10.0		2.8	2.1	3	2.05	111455		143683	
2.6	0.45	50	10.0		2.8	2.1	3	2.15	142672			
3	0.50	56	12.0	18	3.5	2.7	3	2.50	104669		104830	
4	0.70	63	14.0	21	4.5	3.4	3	3.30	104670		104831	
5	0.80	70	15.0	25	6.0	4.9	3	4.20	104671		104832	
6	1.00	80	17.0	30	6.0	4.9	3	5.00	104672		104833	
8	1.25	90	20.0	35	8.0	6.2	3	6.80	104673		104834	
10	1.50	100	22.0	39	10.0	8.0	3	8.50	104668		104835	
12	1.75	110	24.0		9.0	7.0	3	10.20		104723		104836
14	2.00	110	28.0		11.0	9.0	3	12.00		142673		143684
16	2.00	110	30.0		12.0	9.0	3	14.00		105068		111569
18	2.50	125	33.0		14.0	11.0	4	15.50		142674		
20	2.50	140	36.0		16.0	12.0	4	17.50		105069		111570
22	2.50	140	36.0		18.0	14.5	4	19.50		146003		
24	3.00	160	39.0		18.0	14.5	4	21.00		142675		
30	3.50	180	45.0		22.0	18.0	4	26.50		142676		

* Z320V-3





Z360V-3

Z362V-3

Z462V-3

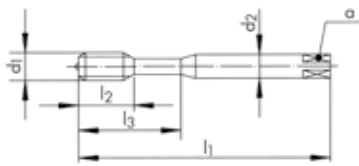
Z360V-3



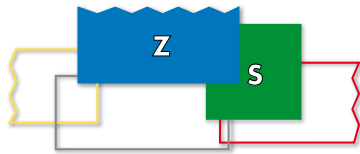
Z362V-3



Z462V-3



Ø d ₁ M	P mm	l ₁ mm	l ₂ mm	l ₃ mm	d ₂ mm	a mm			ID	ID	ID
2	0.40	45	7.0		2.8	2.1	2	1.60	104684		
2.5	0.45	50	9.0		2.8	2.1	2	2.05	104685		
2.6	0.45	50	9.0		2.8	2.1	2	2.15	104686		
3	0.50	56	5.5	18	3.5	2.7	3	2.50	104687		
3.5	0.60	56	6.5	20	4.0	3.0	3	2.90		104688	
4	0.70	63	7.5	21	4.5	3.4	3	3.30		104689	
5	0.80	70	9.0	25	6.0	4.9	3	4.20		104690	
6	1.00	80	11.0	30	6.0	4.9	3	5.00		104691	
8	1.25	90	12.5	35	8.0	6.2	3	6.80		104692	
10	1.50	100	14.0	39	10.0	8.0	3	8.50		104683	
12	1.75	110	14.0		9.0	7.0	3	10.20			104742
14	2.00	110	14.0		11.0	9.0	3	12.00			104743
16	2.00	110	18.0		12.0	9.0	3	14.00			104744
18	2.50	125	21.0		14.0	11.0	3	15.50			104745
20	2.50	140	24.0		16.0	12.0	3	17.50			104746
22	2.50	140	24.0		18.0	14.5	3	19.50			104752
24	3.00	160	27.0		18.0	14.5	4	21.00			104747
27	3.00	160	27.0		20.0	16.0	4	24.00			104748
30	3.50	180	30.0		22.0	18.0	4	26.50			104749
36	4.00	200	36.0		28.0	22.0	4	32.00			104750
42	4.50	200	40.0		32.0	24.0	4	37.50			104751



Z362VS-3

R40 VS [22] [23] [24] [51] [61]

Z370VS-3

R45 VS CLASSIC SYNCHRO [15] [22] [23] [24] [51] [52] [61]

Z373VS-3

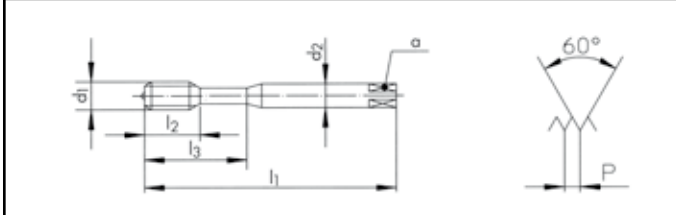
R45 VS CLASSIC SYNCHRO [15] [22] [23] [24] [51] [52] [61]

Z362VS-3 Z370VS-3 Z370VS-3 Z373VS-3



< 2.5 x D < 3 x D < 3 x D < 3 x D

PM **PM** **PM**



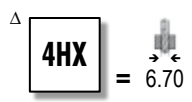
C 2.5 x P C 2.5 x P C 2.5 x P C 2.5 x P

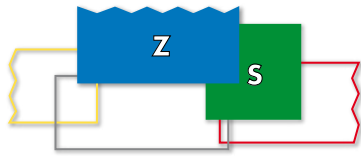
6HX **6HX** **4HX** **6HX**

∅ d ₁ M	P mm	l ₁ mm	l ₂ mm	l ₃ mm	d ₂ mm	a mm			ID
*3	0.50	56	5.5	18	3.5	2.7	3	2.50	111504
4	0.70	63	7.5	21	4.5	3.4	3	3.30	111505
5	0.80	70	9.0	25	6.0	4.9	3	4.20	111506
6	1.00	80	11.0	30	6.0	4.9	3	5.00	111507
8	1.25	90	12.5	35	8.0	6.2	3	6.80	111508
10	1.50	100	14.0	39	10.0	8.0	3	8.50	111509

* **Z360VS-3**

∅ d ₁ M	P mm	l ₁ mm	l ₂ mm	l ₃ mm	d ₂ h6 mm	a mm			ID	ID	ID
3	0.50	56	5.5	18	3.5(h9)	2.7	3	2.50	162776	165324	165236
4	0.70	63	7.5	21	4.5(h9)	3.4	3	3.30	162777	165325	165237
5	0.80	70	9.0	25	6.0	4.9	3	4.20	162778	165326	165238
6	1.00	80	11.0	30	6.0	4.9	3	5.00	162779	165327	165239
8	1.25	90	12.5	35	8.0	6.2	3	6.80	162780	165328	165240
10	1.50	100	14.0	39	10.0	8.0	3	8.50	162781	165438	165241





Z462VS-3 Z470VS-3 Z473VS-3



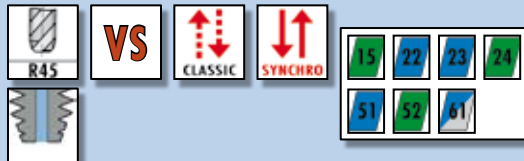
Z462VS-3



Z470VS-3



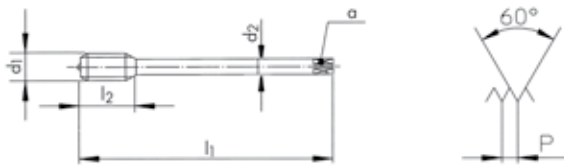
Z473VS-3



PM PM



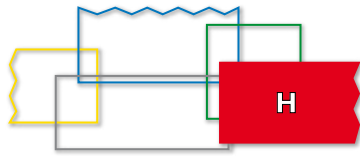
6HX 6HX 6HX



∅ d ₁ M	P mm	l ₁ mm	l ₂ mm	d ₂ mm	α mm			ID
12	1.75	110	14.0	9.0	7.0	4	10.20	111510
14	2.00	110	14.0	11.0	9.0	4	12.00	* 148169
16	2.00	110	18.0	12.0	9.0	4	14.00	111511
20	2.50	140	24.0	16.0	12.0	4	17.50	111512
24	3.00	160	27.0	18.0	14.5	4	21.00	* 111620

∅ d ₁ M	P mm	l ₁ mm	l ₂ mm	d ₂ h6 mm	α mm			ID	ID
12	1.75	110	14.0	*10.0	*8.0	4	10.20	162782	165242
14	2.00	110	14.0	*12.0	*9.0	4	12.00	162783	* 165243
16	2.00	110	18.0	12.0	9.0	4	14.00	162784	165244
18	2.50	125	21.0	14.0	11.0	4	15.50	170643	
20	2.50	140	24.0	16.0	12.0	4	17.50	162785	165234
22	2.50	140	24.0	16.0	12.0	4	19.50	175190	
24	3.00	160	27.0	16.0	12.0	4	21.00	162786	165235

* Norme DC / * DC Norm / * Norma DC



H320-4	H320TC-4		
--------	----------	--	--

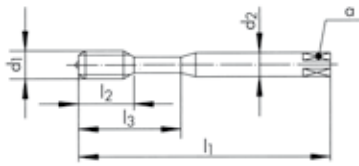
H320-4





H320TC-4

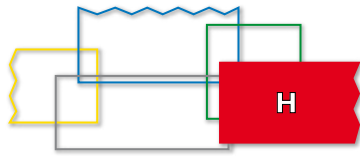


TiCN



$\varnothing d_1$ M	P mm	l_1 mm	l_2 mm	l_3 mm	d_2 mm	a mm			ID	ID
2	0.40	45	8.0		2.8	2.1	2	1.60	101206	151836
2.2	0.45	45	9.0		2.8	2.1	2	1.75	111801	
2.5	0.45	50	10.0		2.8	2.1	3	2.05	101207	148603
3	0.50	56	12.0	18	3.5	2.7	3	2.50	101209	111836
3.5	0.60	56	13.0	20	4.0	3.0	3	2.90	101210	
4	0.70	63	14.0	21	4.5	3.4	3	3.30	101211	111502
4.5	0.75	70	15.0	25	6.0	4.9	3	3.75	101212	
5	0.80	70	15.0	25	6.0	4.9	3	4.20	101213	111458
6	1.00	80	17.0	30	6.0	4.9	3	5.00	101215	111456
8	1.25	90	20.0	35	8.0	6.2	3	6.80	101218	111453
10	1.50	100	22.0	39	10.0	8.0	3	8.50	101205	110911

									H420-4	H420TC-4		
H420-4												
H420TC-4	TiCN											
Ø d ₁ M	P mm	l ₁ mm	l ₂ mm	d ₂ mm	α mm				ID	ID		
12	1.75	110	24.0	9.0	7.0	4	→	10.20	101275	110912		
14	2.00	110	28.0	11.0	9.0	4	→	12.00	101277			
16	2.00	110	30.0	12.0	9.0	4	→	14.00	101279	111612		
18	2.50	125	33.0	14.0	11.0	4	→	15.50	101281			
20	2.50	140	36.0	16.0	12.0	4	→	17.50	101284			
24	3.00	160	39.0	18.0	14.5	4	→	21.00	101286			
27	3.00	160	42.0	20.0	16.0	4	→	24.00	101287			
30	3.50	180	45.0	22.0	18.0	4	→	26.50	101288			
36	4.00	200	51.0	28.0	22.0	4	→	32.00	101289			



H350-3



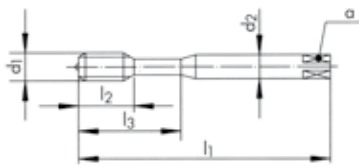
H350TC-3




H350-3

H350-3

H350TC-3



$\varnothing d_1$ M	P mm	l_1 mm	l_2 mm	l_3 mm	d_2 mm	a mm		$6H$ $\frac{\mu m}{\rightarrow \leftarrow}$
2	0.40	45	7.0		2.8	2.1	2	1.60
2.5	0.45	50	9.0		2.8	2.1	3	2.05
3	0.50	56	5.5	18	3.5	2.7	3	2.50
3.5	0.60	56	6.5	20	4.0	3.0	3	2.90
4	0.70	63	7.5	21	4.5	3.4	3	3.30
4.5	0.75	70	9.0	25	6.0	4.9	3	3.75
5	0.80	70	9.0	25	6.0	4.9	3	4.20
6	1.00	80	11.0	30	6.0	4.9	3	5.00
8	1.25	90	12.5	35	8.0	6.2	3	6.80
10	1.50	100	14.0	39	10.0	8.0	3	8.50

ID

ID

$6H$
+ mm

ID

101238

146451

101239

144957

101242

101241

0.020

111835

101243

101245

101244

0.022

111607

101246

101248

101247

0.024

111610

101251

101250

0.026

111500

101255

101254

0.028

110963

101237

101236

0.032

111454

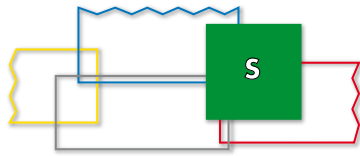
M ISO DIN 13

≤ Ø 25.4 > Ø 25.4

PM HSSE



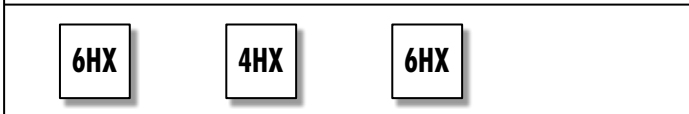
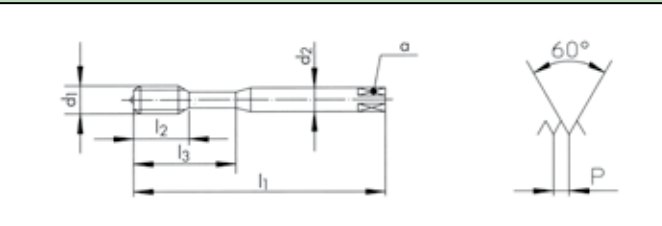
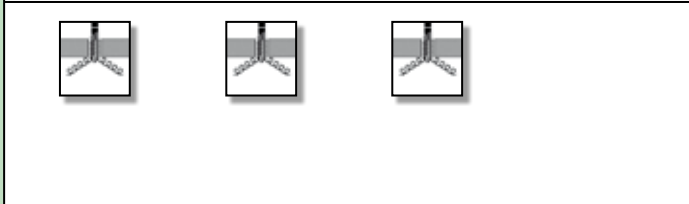
									H450-3	H450-3	H450TC-3		
H450-3													
H450TC-3													
Ø d ₁ M	P mm	l ₁ mm	l ₂ mm	d ₂ mm	α mm				ID	ID ^{6H} + mm	ID		
12	1.75	110	14.0	9.0	7.0	4	10.20		101305	101304	0.034	111501	
14	2.00	110	14.0	11.0	9.0	4	12.00		101307				
16	2.00	110	18.0	12.0	9.0	4	14.00		101309			111605	
18	2.50	125	21.0	14.0	11.0	4	15.50		101311				
20	2.50	140	24.0	16.0	12.0	4	17.50		101313				
22	2.50	140	24.0	18.0	14.5	4	19.50		101315				
24	3.00	160	27.0	18.0	14.5	4	21.00		101318				
27	3.00	160	27.0	20.0	16.0	4	24.00		101320				
30	3.50	180	30.0	22.0	18.0	4	26.50		101323				
36	4.00	200	36.0	28.0	22.0	4	32.00		101324				
42	4.50	200	40.0	32.0	24.0	4	37.50		101325				



S320VS-4	S320VS-4	S420VS-4	
----------	----------	----------	--

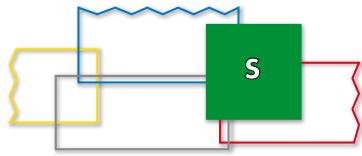
S320VS-4

S420VS-4



$\varnothing d_1$ M	P mm	l_1 mm	l_2 mm	l_3 mm	d_2 mm	a mm			ID	ID	ID
3	0.50	56	12.0	18	3.5	2.7	3	2.50	111596	* 165318	
4	0.70	63	14.0	21	4.5	3.4	3	3.30	111597	165319	
5	0.80	70	15.0	25	6.0	4.9	3	4.20	111598	165320	
6	1.00	80	17.0	30	6.0	4.9	3	5.00	111599	165321	
8	1.25	90	20.0	35	8.0	6.2	3	Δ 6.80	111600	165322	
10	1.50	100	22.0	39	10.0	8.0	3	8.50	111601	165323	
12	1.75	110	24.0		9.0	7.0	4	10.20			111602
14	2.00	110	30.0		11.0	9.0	4	12.50			* 162537
16	2.00	110	30.0		12.0	9.0	4	14.00			111603
20	2.50	140	36.0		16.0	12.0	4	17.50			111604

Δ **4HX** = = 6.70



S360VS-3	S460VS-3	SA390-3	SA390-3
----------	----------	---------	---------



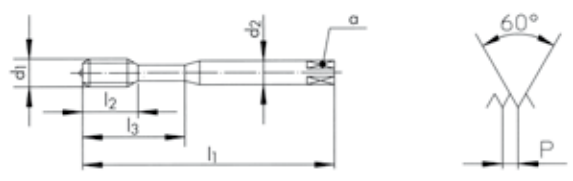
S360VS-3 **VS**

S460VS-3 **VS**

aero

SA390-3

6HX	6HX	4HX	6HX



$\varnothing d_1$ M	P mm	l_1 mm	l_2 mm	l_3 mm	d_2 mm	α mm		
3	0.50	56	5.5	18	3.5	2.7	3	2.50
4	0.70	63	7.5	21	4.5	3.4	3	3.30
5	0.80	70	9.0	25	6.0	4.9	3	4.20
6	1.00	80	11.0	30	6.0	4.9	3	5.00
8	1.25	90	12.5	35	8.0	6.2	3	6.80
10	1.50	100	14.0	39	10.0	8.0	3	8.50
12	1.75	110	14.0		9.0	7.0	4	10.20
14	2.00	110	14.0		11.0	9.0	4	12.00
16	2.00	110	18.0		12.0	9.0	4	14.00
20	2.50	140	24.0		16.0	12.0	4	17.50
24	3.00	160	27.0		18.0	14.5	4	21.00






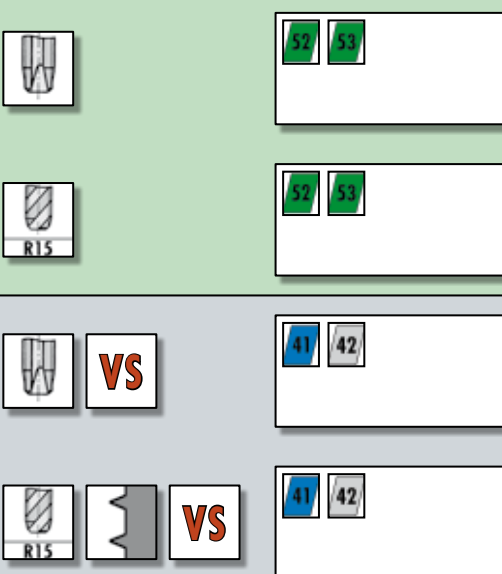
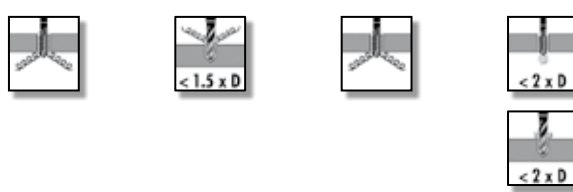
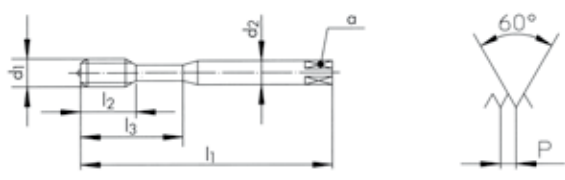







ID	ID
111513	
111514	
111515	
111516	
111517	
111518	
	111519
	148171
	111520
	111521
	111606

$\varnothing d_1$ M	P mm	l_1 mm	l_2 mm	d_2 mm	α mm		
4	0.70	63	14.0	4.5	3.4	3	3.30
5	0.80	70	15.0	6.0	4.9	3	4.20
6	1.00	80	20.0	6.0	4.9	3	5.00
8	1.25	90	25.0	8.0	6.2	3	Δ 6.80
10	1.50	100	30.0	10.0	8.0	3	8.50
12	1.75	110	35.0	12.0	9.0	4	10.20
14	2.00	110	40.0	16.0	12.0	4	12.00
16	2.00	110	40.0	16.0	12.0	4	14.00

ID	ID
149673	149674
149693	149694
149707	149708
149736	149737
149754	149755
	149775
	* 149792
	* 149816

Δ **4HX** = = 6.70

aero

										SA320-4	SA350-3	TL320VS-4	TL351VS-3
<div style="display: flex; justify-content: space-between;"> <div style="width: 45%;"> <p>SA320-4 </p> <p>SA350-3 </p> </div> <div style="width: 45%;"> <p>TL320VS-4  VS</p> <p>TL351VS-3  VS</p> </div> </div>													
													
													
													
$\varnothing d_1$ M	P mm	l_1 mm	l_2 mm	l_3 mm	d_2 mm	a mm			ID	ID	ID	ID	
3	0.50	56	12.0		3.5	2.7	3	2.50	147975	147987	152006	152012	
4	0.70	63	14.0		4.5	3.4	3	3.30	147976	147988	152007	152013	
5	0.80	70	15.0		6.0	4.9	3	4.20	147977	147989	152008	152014	
6	1.00	80	15.0	23	6.0	4.9	3	5.00	147978	147990	152009	152015	
8	1.25	90	18.0	29	8.0	6.2	3	6.70	147979	147991	152010	152016	
10	1.50	100	20.0	33	10.0	8.0	3	8.50	147980	147992	152011	152017	
													
$\varnothing d_1$ M	P mm	l_1 mm	l_2 mm	l_3 mm	d_2 mm	a mm			ID	ID	ID	ID	
3	0.50	56	12.0		3.5	2.7	3	2.50	147981	147993	148001	148000	
4	0.70	63	14.0		4.5	3.4	3	3.30	147982	147994	148003	148002	
5	0.80	70	15.0		6.0	4.9	3	4.20	147983	147995	148007	148006	
6	1.00	80	15.0	23	6.0	4.9	3	5.00	147984	147996	148011	148010	
8	1.25	90	18.0	29	8.0	6.2	3	6.80	147985	147997	148020	148018	
10	1.50	100	20.0	33	10.0	8.0	3	8.50	147986	147998	148027	148025	

aero

SA420-4 SA450-3 TL420VS-4 TL451VS-3

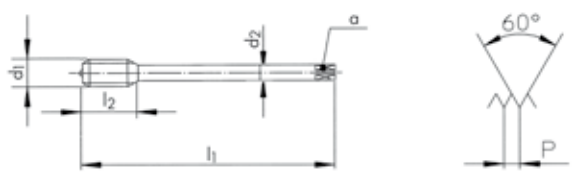
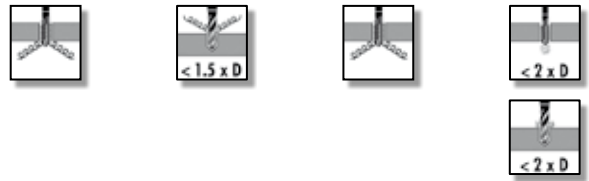


SA420-4

SA450-3

TL420VS-4

TL451VS-3



4HX	4HX	4HX	4HX

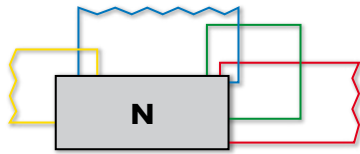
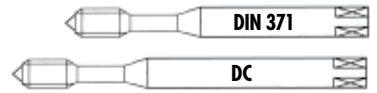
$\varnothing d_1$ M	P mm	l_1 mm	l_2 mm	d_2 mm	α mm		
12	1.75	110	24.0	9.0	7.0	4	10.20
14	2.00	110	28.0	11.0	9.0	4	12.00
16	2.00	110	30.0	12.0	9.0	4	14.00

ID	ID	ID	ID
148096	152189	152192	152195
* 152187			
* 152188	* 152191		152197

6HX	6HX	6HX	6HX
------------	------------	------------	------------

$\varnothing d_1$ M	P mm	l_1 mm	l_2 mm	d_2 mm	α mm		
12	1.75	110	24.0	9.0	7.0	4	10.20
14	2.00	110	28.0	11.0	9.0	4	12.00
16	2.00	110	30.0	12.0	9.0	4	14.00

ID	ID	ID	ID
152198	152201	152204	148028
* 152199	* 152202	* 152205	152207
* 152200	152203	* 152206	148029



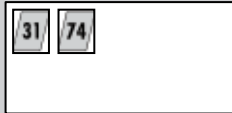
GG350NV-3 GG350TC-3 GG353TC-3 GG550NV-3




GG350NV-3



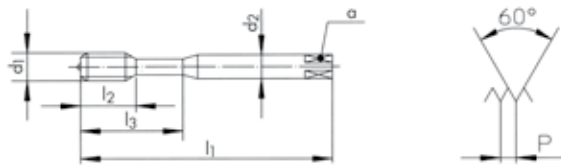

GG350TC-3



GG353TC-3



GG550NV-3



$\varnothing d_1$	P	l_1	l_2	l_3	d_2	α		
M	mm	mm	mm	mm	mm	mm		$\rightarrow \leftarrow$
3	0.50	56	12.0	18	3.5	2.7	3	2.50
4	0.70	63	14.0	21	4.5	3.4	3	3.30
5	0.80	70	15.0	25	6.0	4.9	3	4.20
6	1.00	80	17.0	30	6.0	4.9	3	5.00
8	1.25	90	20.0	35	8.0	6.2	4	6.80
10	1.50	100	22.0	39	10.0	8.0	4	8.50

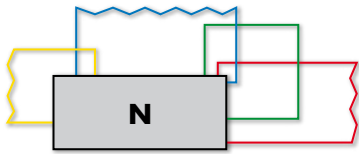
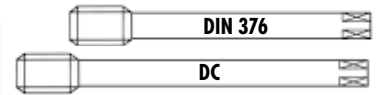
ID	ID
101172	101178
101173	101179
101174	101180
101175	101181
101076	101182
101171	101177

$\varnothing d_1$	P	l_1	l_2	l_3	d_2 h6	α		
M	mm	mm	mm	mm	mm	mm		$\rightarrow \leftarrow$
5	0.80	70	15.0	25	6.0	4.9	3	4.20
6	1.00	80	17.0	30	6.0	4.9	3	5.00
8	1.25	90	20.0	35	8.0	6.2	4	6.80
10	1.50	100	22.0	39	10.0	8.0	4	8.50

ID
144947
147710
147711
146708

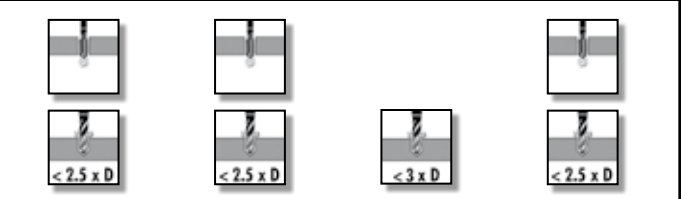
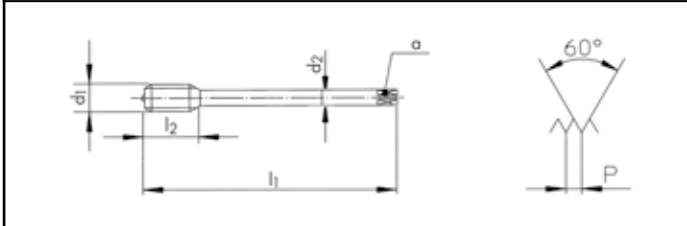
$\varnothing d_1$	P	l_1	l_2	l_3	d_2	α		
M	mm	mm	mm	mm	mm	mm		$\rightarrow \leftarrow$
4	0.70	112	14.0	21	4.5	3.4	3	3.30
5	0.80	125	15.0	25	6.0	4.9	3	4.20
6	1.00	125	17.0	30	6.0	4.9	3	5.00

ID
101196
101197
101198



GG450NV-3				
GG450TC-3				
GG453TC-3				
GG650NV-3				

GG450NV-3	GG450TC-3	GG453TC-3	GG650NV-3
-----------	-----------	-----------	-----------



6HX	6HX	6HX	6HX

∅ d ₁ M	P mm	l ₁ mm	l ₂ mm	d ₂ mm	α mm		
8	1.25	90	20.0	6.0	4.9	4	6.80
10	1.50	100	22.0	7.0	5.5	4	8.50
12	1.75	110	24.0	9.0	7.0	4	10.20
14	2.00	110	28.0	11.0	9.0	4	12.00
16	2.00	110	30.0	12.0	9.0	4	14.00
20	2.50	140	36.0	16.0	12.0	4	17.50
24	3.00	160	39.0	18.0	14.5	4	21.00

ID	ID
101189	101194
101183	101195
101184	101190
101185	101191
101186	101192
101187	101193
101188	

∅ d ₁ M	P mm	l ₁ mm	l ₂ mm	d ₂ h6 mm	α mm		
12	1.75	110	24.0	*10.0	*8.0	4	10.20
16	2.00	110	30.0	12.0	9.0	4	14.00

* Norme DC / * DC Norm / * Norma DC

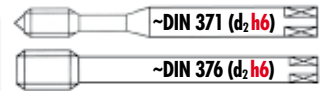
ID
146707
162796

∅ d ₁ M	P mm	l ₁ mm	l ₂ mm	d ₂ mm	α mm		
8	1.25	140	20.0	6.0	4.9	4	6.80
10	1.50	160	22.0	7.0	5.5	4	8.50
12	1.75	180	24.0	9.0	7.0	4	10.20
16	2.00	200	30.0	12.0	9.0	4	14.00
20	2.50	224	36.0	16.0	12.0	4	17.50

ID
101203
101199
101200
101201
101202



Uniquement pour taraudage synchrone
Nur für Synchrobearbeitung
Only for rigid tapping
Solo per maschiatura sincrona
Solo para rosado sincronizado



RTS Rigid Tapping Synchro

RTS320VS-4



11	12	13	14
15	21	22	31
32	61	63	72
73	74		

RTS420VS-4



RTS323VS-4



11	12	13	14
15	21	22	31
32	61	63	72
73	74		

RTS423VS-4

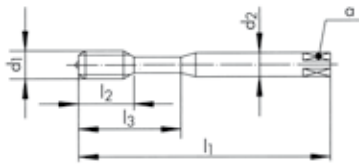


RTS320VS-4

RTS420VS-4

RTS323VS-4

RTS423VS-4



∅ d ₁ M	P mm	l ₁ mm	l ₂ mm	l ₃ mm	d ₂ h ₆ mm	a mm		
*2	0.40	45	8.0		2.8(h9)	2.1	2	1.60
2.5	0.45	50	10.0		2.8(h9)	2.1	3	2.05
3	0.50	56	5.5	18	3.5(h9)	2.7	3	2.50
4	0.70	63	7.5	21	4.5(h9)	3.4	3	3.30
5	0.80	70	9.0	25	6.0	4.9	3	4.20
6	1.00	80	11.0	30	6.0	4.9	3	5.00
8	1.25	90	12.5	35	8.0	6.2	3	6.80
10	1.50	100	14.0	39	10.0	8.0	3	8.50
12	1.75	110	14.0		*10.0	*8.0	3	10.20
14	2.00	110	14.0		*12.0	*9.0	3	12.00
16	2.00	110	18.0		12.0	9.0	3	14.00
20	2.50	140	24.0		16.0	12.0	4	17.50
24	3.00	160	27.0		16.0	12.0	4	21.00

ID

ID

ID

ID

143532

143534

150601

150603

150605

150606

150610

150611

150620

150621

150635

150636

151863

151864

162535

150670

150671

150679

162787

* Norme DC / * DC Norm / * Norma DC

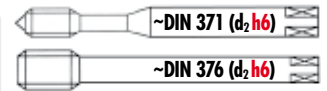
* RTS320VS-3



sur demande
auf Anfrage
on request
su richiesta
sobre pedido



Uniquement pour taraudage synchro
Nur für Synchrobearbeitung
Only for rigid tapping
Solo per maschiatura sincrona
Solo para roscado sincronizado



RTS Rigid Tapping Synchro

RTS362VS-3



RTS462VS-3



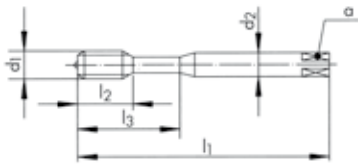
RTS365VS-3



RTS465VS-3



RTS362VS-3 RTS462VS-3 RTS365VS-3 RTS465VS-3



∅ d ₁ M	P mm	l ₁ mm	l ₂ mm	l ₃ mm	d ₂ h6 mm	α mm		
*2	0.40	45	7.0		2.8 (h9)	2.1	3	1.60
*2.5	0.45	50	9.0		2.8 (h9)	2.1	3	2.05
3	0.50	56	5.5	18	3.5 (h9)	2.7	3	2.50
4	0.70	63	7.5	21	4.5 (h9)	3.4	3	3.30
5	0.80	70	9.0	25	6.0	4.9	3	4.20
6	1.00	80	11.0	30	6.0	4.9	3	5.00
8	1.25	90	12.5	35	8.0	6.2	3	6.80
10	1.50	100	14.0	39	10.0	8.0	3	8.50
12	1.75	110	14.0		*10.0	*8.0	3	10.20
14	2.00	110	14.0		*12.0	*9.0	3	12.00
16	2.00	110	18.0		12.0	9.0	3	14.00
20	2.50	140	24.0		16.0	12.0	4	17.50
24	3.00	160	27.0		16.0	12.0	4	21.00

* Norme DC / * DC Norm / * Norma DC

* RTS360VS-3



sur demande
auf Anfrage
on request
su richiesta
sobre pedido



Uniquement pour taraudage synchrone
Nur für Synchrobearbeitung
Only for rigid tapping
Solo per maschiatura sincrona
Solo para roscado sincronizado



RTS Rigid Tapping Synchro

RTS362VS-5



VS

11	12	13	14
15	21	22	31
32	61	63	72
73	74		

RTS365VS-5



VS

11	12	13	14
15	21	22	31
32	61	63	72
73	74		

RTS362VS-3



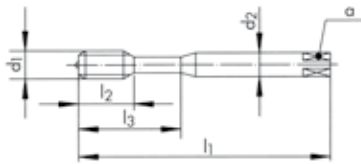
VS

11	12	13	14
15	21	22	31
32	61	63	72
73	74		

RTS362VS-5

RTS365VS-5

RTS362VS-3



∅ d ₁ M	P mm	l ₁ mm	l ₂ mm	l ₃ mm	d ₂ h6 mm	a mm		
3	0.50	56	5.5	18	3.5 (h9)	2.7	3	2.50
4	0.70	63	7.5	21	4.5 (h9)	3.4	3	3.30
5	0.80	70	9.0	25	6.0	4.9	3	4.20
6	1.00	80	11.0	30	6.0	4.9	3	5.00
8	1.25	90	12.5	35	8.0	6.2	3	6.80
10	1.50	100	14.0	39	10.0	8.0	3	8.50

ID

ID

157648

157650

157652

162791

158074

151803

158076

157821

153286

157823

∅ d ₁ M	P mm	l ₁ mm	l ₂ mm	l ₃ mm	d ₂ h6 mm	a mm			6H
3	0.50	56	5.5	18	3.5 (h9)	2.7	3	2.50	
4	0.70	63	7.5	21	4.5 (h9)	3.4	3	3.35	
5	0.80	70	9.0	25	6.0	4.9	3	4.25	
6	1.00	80	11.0	30	6.0	4.9	3	5.00	
8	1.25	90	12.5	35	8.0	6.2	3	6.80	
10	1.50	100	14.0	39	10.0	8.0	3	8.50	

ID 6H
+ mm

162797 0.020

162798 0.022

162799 0.024

162800 0.026

162801 0.028

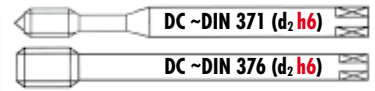
162802 0.032



sur demande
auf Anfrage
on request
su richiesta
sobre pedido



Uniquement pour taraudage synchrone
Nur für Synchrobearbeitung
Only for rigid tapping
Solo per maschiatura sincrona
Solo para roscado sincronizado



RTS Rigid Tapping Synchro

RTS523VS-4



11	12	13	14
15	21	22	31
32	61	63	72
73	74		

RTS623VS-4



RTS565VS-3



11	12	13	14
15	21	22	31
32	61	63	72
73	74		

RTS665VS-3




RTS523VS-4



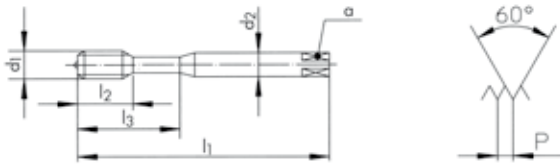
RTS623VS-4



RTS565VS-3



RTS665VS-3



Ø d ₁ M	P mm	l ₁ mm	l ₂ mm	l ₃ mm	d ₂ h6 mm	α mm		
5	0.80	125	9.0	25	6.0	4.9	3	4.20
6	1.00	125	11.0	30	6.0	4.9	3	5.00
8	1.25	140	12.5	35	8.0	6.2	3	6.80
10	1.50	160	14.0	39	10.0	8.0	3	8.50
12	1.75	180	14.0		*10.0	*8.0	3	10.20
16	2.00	200	18.0		12.0	9.0	3	14.00

* Norme DC / * DC Norm / * Norma DC

Ø d ₁ M	P mm	l ₁ mm	l ₂ mm	l ₃ mm	d ₂ h6 mm	α mm		
6	1.00	125	11.0	30	6.0	4.9	3	5.00
8	1.25	140	12.5	35	8.0	6.2	3	6.80
10	1.50	160	14.0	39	10.0	8.0	3	8.50
12	1.75	180	14.0		*10.0	*8.0	3	10.20
16	2.00	200	18.0		12.0	9.0	3	14.00

* Norme DC / * DC Norm / * Norma DC

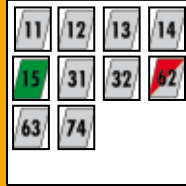
ID	ID	ID	ID
161038			
161041			
161044			
161047			
	161050		
	161053		

ID	ID
150614	
150624	
150639	
	151867
	150674

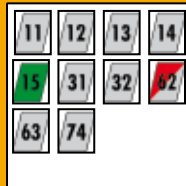


K

K313TC-3



K413TC-3



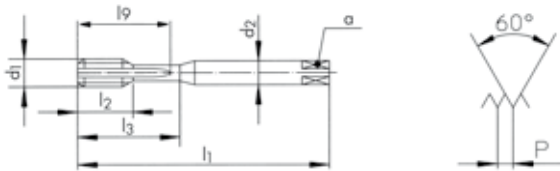
K313TC-3

K413TC-3



6HX

6HX



$\varnothing d_1$ M	P mm	l_1 mm	l_2 mm	l_3 mm	l_9 mm	d_2 mm	a mm		
6	1.00	80	17.0	30	28.0	6.0	4.9	3	5.00
8	1.25	90	20.0	35	33.0	8.0	6.2	3	6.80
10	1.50	100	22.0	39	37.0	10.0	8.0	3	8.50
12	1.75	110	24.0	42.0	42.0	9.0	7.0	3	10.20
14	2.00	110	28.0	49.0	49.0	11.0	9.0	3	12.00
16	2.00	110	30.0	56.0	56.0	12.0	9.0	4	14.00
20	2.50	140	36.0	70.0	70.0	16.0	12.0	5	17.50
24	3.00	160	39.0	84.0	84.0	18.0	14.5	5	21.00

ID

ID

170766

170769

170772

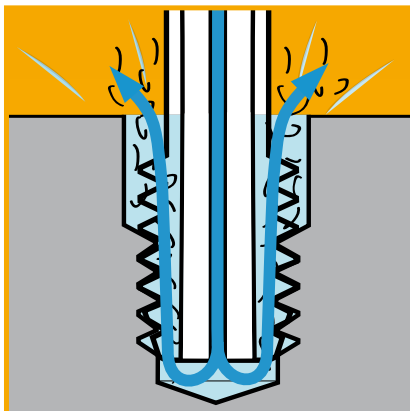
165838











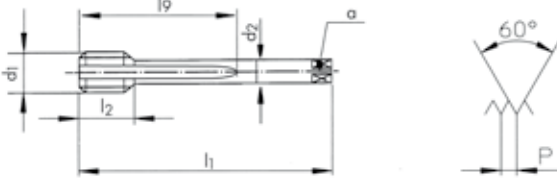






170778






170783

170786

170775



K									K613TC-3	K613VS-3														
<div style="display: flex; justify-content: space-between;"> <div style="width: 45%;"> <p>K613TC-3</p>    <p>>20 bar</p>  </div> <div style="width: 45%;"> <table border="1" style="border-collapse: collapse; text-align: center;"> <tr><td>11</td><td>12</td><td>13</td><td>14</td></tr> <tr><td>15</td><td>31</td><td>32</td><td>62</td></tr> <tr><td>63</td><td>74</td><td></td><td></td></tr> </table> </div> </div>									11	12	13	14	15	31	32	62	63	74						
11	12	13	14																					
15	31	32	62																					
63	74																							
<div style="display: flex; justify-content: space-between;"> <div style="width: 45%;"> <p>K613VS-3</p>    <p>>20 bar</p>  </div> <div style="width: 45%;"> <table border="1" style="border-collapse: collapse; text-align: center;"> <tr><td>11</td><td>12</td><td>13</td><td>14</td></tr> <tr><td>15</td><td>31</td><td>32</td><td>62</td></tr> <tr><td>63</td><td>74</td><td></td><td></td></tr> </table> </div> </div>									11	12	13	14	15	31	32	62	63	74			 <p style="color: red; font-weight: bold;">NEW</p>			
11	12	13	14																					
15	31	32	62																					
63	74																							
																								
																								
$\varnothing d_1$	P	l_1	l_2	l_9	d_2	α			ID	ID														
M	mm	mm	mm	mm	mm	mm																		
6	1.00	110	17.0	30	4.5	3.4	3	5.00	170646	172699														
8	1.25	110	20.0	40	6.0	4.9	3	6.80	170649	172700														
10	1.50	125	22.0	50	7.0	5.5	3	8.50	170652	172701														
12	1.75	140	24.0	60	9.0	7.0	3	10.20	167982	172702														
14	2.00	140	28.0	70	11.0	9.0	3	12.00	167983															
16	2.00	160	30.0	80	12.0	9.0	4	14.00	167984	170573														
20	2.50	180	36.0	100	16.0	12.0	5	17.50	167985	170576														
24	3.00	200	39.0	120	18.0	14.5	5	21.00	167986	172704														
27	3.00	225	42.0	135	20.0	16.0	5	24.00	167987															
30	3.50	250	45.0	150	22.0	18.0	5	26.50	165542															
33	3.50	280	48.0	165	25.0	20.0	5	29.50	167988															
36	4.00	300	51.0	180	28.0	22.0	6	32.00	167989															
39	4.00	300	55.0	195	32.0	24.0	6	35.00	167990															
42	4.50	355	55.0	210	32.0	24.0	6	37.50	167999															

Vc (m/min)				
	M6 - M10	M12 - M16	M20 - M30	M33 - M42
	32	28	22	18
	30	25	20	15
	24	20	16	12
	15	12	8	6
	35	30	25	20

FS FORMING

FS380VS-5



FS380VS-3

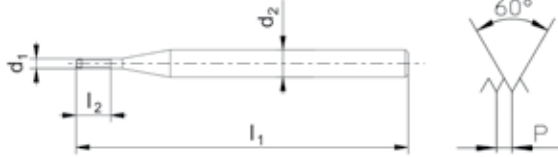


FS380VS-5

FS380VS-3

FS380VS-3

FS380VS-3



$\varnothing d_1$ M	P mm	l_1 mm	l_2 mm	d_2 mm	a mm	4HX Tol. 6HX
1	0.25	40	3.0	2.5		0.88 +0.02
1.2	0.25	40	3.6	2.5		1.08 +0.02
1.4	0.30	40	4.2	2.5		1.25 +0.02
1.6	0.35	40	4.8	2.5		1.45 +0.02
1.7	0.35	40	5.1	2.5		1.55 +0.02
1.8	0.35	40	5.4	2.5		1.65 +0.02
2	0.40	45	8.0	2.8	2.1	1.80 +0.02
2.5	0.45	50	10.0	2.8	2.1	2.30 +0.02
2.6	0.45	50	10.0	2.8	2.1	2.40 +0.02

ID

ID

ID

ID

6H
+ mm

157171

173452

157172

173455

157173

173458

157174

169779

157175

169782

157175

169785

157176

157180 0.019

157178

157181 0.020

157179

≤ M1.5 4HX

FS FORMING

FS380DL-5



11	12	13	14
21	22	23	24
41	51	61	63
71	72	73	

FS380DL-3



11	12	13	14
21	22	23	24
41	51	61	63
71	72	73	

FS380DL-5

FS380DL-3

FS380DL-3

FS380DL-3

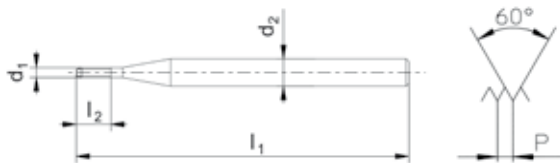


NEW

NEW

NEW

NEW



6HX

6HX

6HX

6GX

$\varnothing d_1$ M	P mm	l_1 mm	l_2 mm	d_2 mm	a mm	4HX Tol. 6HX
1	0.25	40	3.0	2.5		0.88 +0.02
1.2	0.25	40	3.6	2.5		1.08 +0.02
1.4	0.30	40	4.2	2.5		1.25 +0.02
1.6	0.35	40	4.8	2.5		1.45 +0.02
1.7	0.35	40	5.1	2.5		1.55 +0.02
1.8	0.35	40	5.4	2.5		1.65 +0.02
2	0.40	45	8.0	2.8	2.1	1.80 +0.02
2.5	0.45	50	10.0	2.8	2.1	2.30 +0.02
2.6	0.45	50	10.0	2.8	2.1	2.40 +0.02

ID

ID

ID

ID

6H
+ mm

172839

173461

172840

173464

172841

173467

170585

170916

172842

172843

172842

172844

158814

172849 0.019

172845

173246 0.020

172846

≤ M1.5 **4HX**

FPS FORMING

FPS380CN-3



CrN



FPS381CN-3



CrN



FPS380VS-3



VS



FPS381VS-3



VS

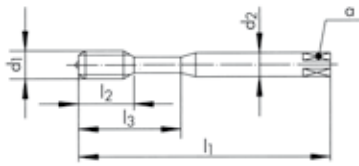


FPS380CN-3

FPS381CN-3

FPS380VS-3

FPS381VS-3



6HX

6HX

6HX

6HX

$\varnothing d_1$ M	P mm	l_1 mm	l_2 mm	l_3 mm	d_2 mm	a mm	6HX Tol. → ←
3	0.50	56	12.0	18	3.5	2.7	2.80 + 0.03
3.5	0.60	56	13.0	20	4.0	3.0	3.25 + 0.03
4	0.70	63	14.0	21	4.5	3.4	3.70 + 0.03
5	0.80	70	15.0	25	6.0	4.9	4.65 + 0.03
6	1.00	80	17.0	30	6.0	4.9	5.55 + 0.05
8	1.25	90	20.0	35	8.0	6.2	7.40 + 0.05
10	1.50	100	22.0	39	10.0	8.0	9.30 + 0.05

ID

ID

ID

ID

166613	166615	166614	166616
166619	166621	166620	166622
166626	166628	166627	166629
166634	166636	166635	166637
166643	166645	166644	166646
166653	166655	166654	166656
166663	166665	166664	166666

6GX

6GX

$\varnothing d_1$ M	P mm	l_1 mm	l_2 mm	l_3 mm	d_2 mm	a mm	6HX Tol. → ←
3	0.50	56	12.0	18	3.5	2.7	2.80 + 0.03
3.5	0.60	56	13.0	20	4.0	3.0	3.25 + 0.03
4	0.70	63	14.0	21	4.5	3.4	3.70 + 0.03
5	0.80	70	15.0	25	6.0	4.9	4.65 + 0.03
6	1.00	80	17.0	30	6.0	4.9	5.55 + 0.05
8	1.25	90	20.0	35	8.0	6.2	7.40 + 0.05
10	1.50	100	22.0	39	10.0	8.0	9.30 + 0.05

ID 6H
+ mm

ID 6H
+ mm

166697	0.020	166617	0.020
166687	0.021	166623	0.021
166688	0.022	166630	0.022
166689	0.024	166638	0.024
166686	0.026	166647	0.026
166740	0.028	166657	0.028
166739	0.032	166667	0.032

FPS FORMING

FPS481VS-3



FPS581VS-3



FPS681VS-3



FPS481VS-3

FPS581VS-3

FPS681VS-3



NEW

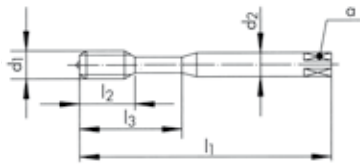
NEW



6HX

6HX

6HX



$\varnothing d_1$ M	P mm	l_1 mm	l_2 mm	d_2 mm	α mm	6HX Tol.	
12	1.75	110	24.0	9.0	7.0	11.20	+ 0.05
14	2.00	110	28.0	11.0	9.0	13.10	+ 0.05
16	2.00	110	30.0	12.0	9.0	15.10	+ 0.05
20	2.50	140	36.0	16.0	12.0	18.85	+ 0.05

ID

166673
166678
166683
168713

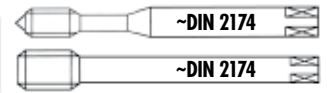
$\varnothing d_1$ M	P mm	l_1 mm	l_2 mm	l_3 mm	d_2 mm	α mm	6HX Tol.	
3	0.50	100	12.0	18	3.5	2.7	2.80	+ 0.03
4	0.70	125	14.0	21	4.5	3.4	3.70	+ 0.03
5	0.80	140	15.0	25	6.0	4.9	4.65	+ 0.03
6	1.00	160	17.0	30	6.0	4.9	5.55	+ 0.05
8	1.25	180	20.0	35	8.0	6.2	7.40	+ 0.05
10	1.50	200	22.0	39	10.0	8.0	9.30	+ 0.05
12	1.75	224	24.0		9.0	7.0	11.20	+ 0.05

ID

ID

172824
172826
172828
172830
172832
172834

172836

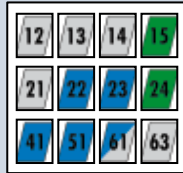


FAS FORMING

FAS380VS-3



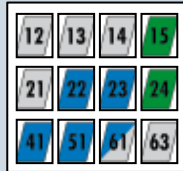
VS



FAS381VS-3




VS



FAS481VS-3



VS



FAS380VS-3



FAS381VS-3



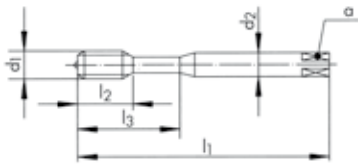
FAS481VS-3



6HX

6HX

6HX



∅ d ₁ M	P mm	l ₁ mm	l ₂ mm	l ₃ mm	d ₂ mm	a mm	6HX Tol. → ←
3	0.50	56	12.0	18	3.5	2.7	2.80 + 0.03
3.5	0.60	56	13.0	20	4.0	3.0	3.25 + 0.03
4	0.70	63	14.0	21	4.5	3.4	3.70 + 0.03
5	0.80	70	15.0	25	6.0	4.9	4.65 + 0.03
6	1.00	80	17.0	30	6.0	4.9	5.55 + 0.05
8	1.25	90	20.0	35	8.0	6.2	7.40 + 0.05
10	1.50	100	22.0	39	10.0	8.0	9.30 + 0.05
12	1.75	110	24.0		9.0	7.0	11.20 + 0.05
14	2.00	110	28.0		11.0	9.0	13.10 + 0.05
16	2.00	110	30.0		12.0	9.0	15.10 + 0.05
20	2.50	140	36.0		16.0	12.0	18.85 + 0.05

ID

ID

ID

170603	166612	
170605	166618	
170607	166624	
170609	166632	
170611	166641	
170616	166651	
170618	166661	166671
		166676
		166681
		168711

6GX

6GX

∅ d ₁ M	P mm	l ₁ mm	l ₂ mm	l ₃ mm	d ₂ mm	a mm	6HX Tol. → ←
3	0.50	56	12.0	18	3.5	2.7	2.80 + 0.03
3.5	0.60	56	13.0	20	4.0	3.0	3.25 + 0.03
4	0.70	63	14.0	21	4.5	3.4	3.70 + 0.03
5	0.80	70	15.0	25	6.0	4.9	4.65 + 0.03
6	1.00	80	17.0	30	6.0	4.9	5.55 + 0.05
8	1.25	90	20.0	35	8.0	6.2	7.40 + 0.05
10	1.50	100	22.0	39	10.0	8.0	9.30 + 0.05
12	1.75	110	24.0		9.0	7.0	11.20 + 0.05
14	2.00	110	28.0		11.0	9.0	13.10 + 0.05
16	2.00	110	30.0		12.0	9.0	15.10 + 0.05

ID 6H ID 6H
+ mm + mm

166703	0.020	
* 166704	0.021	
166705	0.022	
166706	0.024	
166707	0.026	
166708	0.028	
166709	0.032	
		166710 0.034
		166711 0.038
		166712 0.038

FAS FORMING

FAS384VS-3



VS

12	13	14	15
21	22	23	24
41	51	61	63

FAS484VS-3

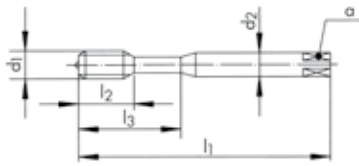


VS

12	13	14	15
21	22	23	24
41	51	61	63

FAS384VS-3

FAS484VS-3



6HX

6HX

$\varnothing d_1$ M	P mm	l_1 mm	l_2 mm	l_3 mm	d_2 mm	a mm	6HX → ←	Tol.
3	0.50	56	12.0	18	3.5	2.7	2.80	+ 0.03
4	0.70	63	14.0	21	4.5	3.4	3.70	+ 0.03
5	0.80	70	15.0	25	6.0	4.9	4.65	+ 0.03
6	1.00	80	17.0	30	6.0	4.9	5.55	+ 0.05
8	1.25	90	20.0	35	8.0	6.2	7.40	+ 0.05
10	1.50	100	22.0	39	10.0	8.0	9.30	+ 0.05
12	1.75	110	24.0		9.0	7.0	11.20	+ 0.05
14	2.00	110	28.0		11.0	9.0	13.10	+ 0.05
16	2.00	110	30.0		12.0	9.0	15.10	+ 0.05

ID

ID

166741

166742

166690

166691

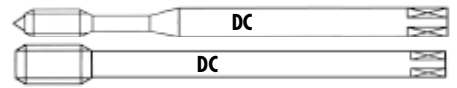
166692

166693

166694

* 166695

166696



FAS FORMING

FAS581VS-3



12	13	14	15
21	22	23	24
41	51	61	63

FAS681VS-3



FAS584VS-3



12	13	14	15
21	22	23	24
41	51	61	63

FAS684VS-3



FAS581VS-3

FAS681VS-3

FAS584VS-3

FAS684VS-3



NEW



NEW



NEW



NEW



< 2.5 x D



< 2.5 x D



< 3 x D



< 3 x D

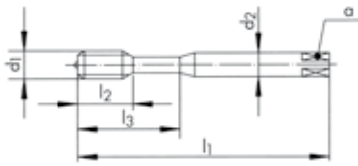


6HX

6HX

6HX

6HX



Ø d ₁ M	P mm	l ₁ mm	l ₂ mm	l ₃ mm	d ₂ mm	α mm	6HX Tol. → ←
3	0.50	100	12.0	18	3.5	2.7	2.80 + 0.03
4	0.70	125	14.0	21	4.5	3.4	3.70 + 0.03
5	0.80	140	15.0	25	6.0	4.9	4.65 + 0.03
6	1.00	160	17.0	30	6.0	4.9	5.55 + 0.05
8	1.25	180	20.0	35	8.0	6.2	7.40 + 0.05
10	1.50	200	22.0	39	10.0	8.0	9.30 + 0.05
12	1.75	224	24.0		9.0	7.0	11.20 + 0.05

ID

ID

ID

ID

172784

172805

172787

172808

172790

172811

172793

172814

172796

172817

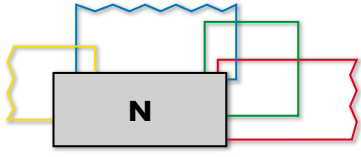
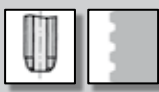
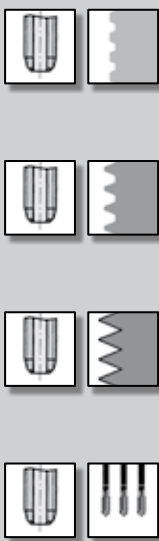




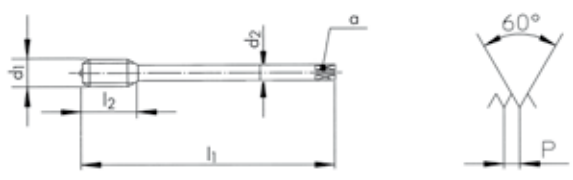
172799

172820

172802

172822

									N1110-1	N1110-2	N1110-3	N1110-S
N1110-1												
N1110-2												
N1110-3												
N1110-S												
Ø d ₁ M	P mm	l ₁ mm	l ₂ mm	l ₃ mm	d ₂ mm	a mm			ID	ID	ID	ID
1	0.25	40	5.5		2.50	2.10	3	0.75	102744	102844	102917	111015
1.2	0.25	40	5.5		2.50	2.10	3	0.95	102746	102846	102919	111017
1.4	0.30	40	7.0		2.50	2.10	3	1.10	102747	102847	102920	111018
1.6	0.35	40	8.0		2.50	2.10	3	1.25	102749	102849	102922	111020
1.7	0.35	40	8.0		2.50	2.10	3	1.35	102750	102850	102923	111021
1.8	0.35	40	8.0		2.50	2.10	3	1.45	102751	102851	102924	111022
2	0.40	45	8.0		2.80	2.10	3	1.60	102759	102854	102934	111028
2.2	0.45	45	9.5		2.80	2.10	3	1.75	102761	102856	102937	111030
2.5	0.45	45	9.5		2.80	2.10	3	2.05	102763	102858	102941	111032
2.6	0.45	45	9.5		2.80	2.10	3	2.15	102765	102860	102944	111034
3	0.50	48	11.0	18	3.15	2.50	3	2.50	102766	102861	102947	111036
3.5	0.60	50	13.0	20	3.55	2.80	3	2.90	102769	102864	102950	111038
4	0.70	53	13.0	21	4.00	3.15	3	3.30	102771	102866	102956	111042
4.5	0.75	53	13.0	21	4.50	3.55	3	3.75	102775	102869	102959	111044
5	0.80	58	16.0	25	5.00	4.00	3	4.20	102776	102870	102965	111047
6	1.00	66	19.0	30	6.30	5.00	3	5.00	102781	102874	102973	111053
7	1.00	66	19.0	30	7.10	5.60	3	6.00	102786	102876	102978	111055
8	1.25	72	22.0	35	8.00	6.30	3	6.80	102788	102878	102986	111059
9	1.25	72	22.0	36	9.00	7.10	3	7.80	102792	102880	102991	111061
10	1.50	80	24.0	39	10.00	8.00	3	8.50	102752	102852	102931	111026

									N1210-1	N1210-2	N1210-3	N1210-S
												
												
												
									ISO 2 6H		ISO 2 6H	
$\varnothing d_1$ M	P mm	l_1 mm	l_2 mm	d_2 mm	α mm			ID	ID	ID	ID	
11	1.50	85	22.0	8.0	6.3	3	9.50	103302	103427	103489	111168	
12	1.75	89	24.0	9.0	7.1	3	10.20	103303	103428	103499	111173	
14	2.00	95	24.0	11.2	9.0	3	12.00	103310	103430	103510	111179	
16	2.00	102	32.0	12.5	10.0	3	14.00	103319	103432	103522	111185	
18	2.50	112	30.0	14.0	11.2	3	15.50	103324	103434	103534	111191	
20	2.50	112	37.0	14.0	11.2	3	17.50	103330	103436	103543	111196	
22	2.50	115	32.0	16.0	12.5	3	19.50	103337	103438	103550	125567	
24	3.00	130	45.0	18.0	14.0	4	21.00	103341	103440	103557	111204	
27	3.00	135	45.0	20.0	16.0	4	24.00	103347	103442	103568	111211	
30	3.50	138	48.0	20.0	16.0	4	26.50	103353	103444	103579	111216	
33	3.50	151	51.0	22.4	18.0	4	29.50	103357	103446	103581	111218	
36	4.00	162	57.0	25.0	20.0	4	32.00	103359	103448	103583	111220	

										N1120-4	N1220-4	N1160-3	N1260-3
N1120-4													
N1220-4												NEW	NEW
N1160-3													
N1260-3													
$\varnothing d_1$	P	l_1	l_2	l_3	d_2	a				ID	ID		
M	mm	mm	mm	mm	mm	mm							
3	0.50	48	11.0	18	3.15	2.50	3	2.50		103068			
4	0.70	53	13.0	21	4.00	3.15	3	3.30		103075			
4.5	0.75	53	13.0	21	4.50	3.55	3	3.75		* 103078			
5	0.80	58	16.0	25	5.00	4.00	3	4.20		103082			
6	1.00	66	19.0	30	6.30	5.00	3	5.00		103090			
8	1.25	72	22.0	35	8.00	6.30	3	6.80		103102			
10	1.50	80	24.0	39	10.00	8.00	3	8.50		103060			
11	1.50	85	22.0		8.00	6.30	3	9.50			* 103661		
12	1.75	89	24.0		9.00	7.10	3	10.20			103670		
14	2.00	95	24.0		11.20	9.00	3	12.00			103680		
16	2.00	102	32.0		12.50	10.00	3	14.00			103690		
$\varnothing d_1$	P	l_1	l_2	l_3	d_2	a				ID	ID		
M	mm	mm	mm	mm	mm	mm							
3	0.50	48	5.5	18	3.15	2.50	3	2.50			103177		
4	0.70	53	7.5	21	4.00	3.15	3	3.30			103178		
5	0.80	58	9.0	25	5.00	4.00	3	4.20			103179		
6	1.00	66	11.0	30	6.30	5.00	3	5.00			103180		
8	1.25	72	12.5	35	8.00	6.30	3	6.80			103181		
10	1.50	80	14.0	39	10.00	8.00	3	8.50			103174		
12	1.75	89	14.0		9.00	7.10	3	10.20				103781	
16	2.00	102	18.0		12.50	10.00	3	14.00				103782	


























285



MF Répertoire - Tarauds à machine DIN 13
























Rubrica - Maschi a macchina DIN 13




























		N						
Caractéristiques Caratteristiche					 V	 TiN	 R15	 R40
								
Genre de trou Tipo di foro								
			N320-3	N320-4			N350-3	N360-3
DIN longue DIN lungo	DIN 371		84	84			84	91
ISO courte ISO corto	ISO 529							
DIN longue DIN lungo	~DIN 2174							
Tolérance Tolleranza	ISO 2 6H			84			84	91
Tolérance fine Tolleranza fine	ISO 1 4H		84					
Surcote Maggiorazione	ISO 3 6G							91
		N410-3	N420-3	N420-4	N420V-4	N420TN-4	N450-3	N460-3
DIN longue DIN lungo	DIN 374	85/90	88/89	85/90	85/88	85/86	84	92/93
ISO courte ISO corto	ISO 529							
DIN longue DIN lungo	~DIN 2174							
Tolérance Tolleranza	ISO 2 6H	85/90		85/90	85/88	85/86	84	92/93
Tolérance fine Tolleranza fine	ISO 1 4H							
Surcote Maggiorazione	ISO 3 6G							92
Tolérance Tolleranza	7H (EN 60423)		88/89					
LH Filetage à gauche LH Filettatura sinistra	ISO 2 6H	90		90				

N					Z			
N360V-3	N360TN-3	N1110-1	N1110-3	N1110-S	Z320V-3 Z320V-4	Z320VS-4	Z360V-3	Z370VS-3
91	91	106	106	106	94	94	94	94
91	91		106	106	94	94	94	94
					94			
N460V-3	N460TN-3	N1210-1	N1210-3	N1210-S	Z420V-4	Z420VS-4	Z460V-3	Z470VS-3
92/93	92	107/108	107/108	107/108	95	95	95	95
92/93	92		107/108	107/108	95	95	95	95

MF Répertoire - Tarauds à machine DIN 13

Rubrica - Maschi a macchina DIN 13

		H		S		SA		
Caractéristiques Caratteristiche								
				VS	VS			
								
Genre de trou Tipo di foro								
		H320-4	H350-3	S320VS-4	S360VS-3	SA320-4	SA350-3	SA390-3
<i>DIN longue</i> DIN lungo	DIN 371	96	97	98	98	100	100	99
<i>ISO courte</i> ISO corto	ISO 529							
<i>DIN longue</i> DIN lungo	~DIN 2174							
<i>Tolérance</i> Tolleranza	ISO 2 6H	96	97	98	98	100	100	99
<i>Tolérance fine</i> Tolleranza fine	ISO 1 4H					100	100	
<i>Surcote</i> Maggiorazione	ISO 3 6G							
		H420-4	H450-3	S420VS-4	S460VS-3	SA420-4	SA450-3	
<i>DIN longue</i> DIN lungo	DIN 374	96	97	98	98	101	101	
<i>ISO courte</i> ISO corto	ISO 529							
<i>DIN longue</i> DIN lungo	~DIN 2174							
<i>Tolérance</i> Tolleranza	ISO 2 6H	96	97	98	98	101	101	
<i>Tolérance fine</i> Tolleranza fine	ISO 1 4H					101	101	

TL		K	RTS		FPS		FAS	
		 TiCN						
VS	 VS		VS	VS	 CrN	VS	VS	
		 NEW						
								
TL320VS-4	TL351VS-3	K313TC-3	RTS320VS-4	RTS362VS-3	FPS381CN-3	FPS381VS-3	FAS381VS-3	
100	100	103	102	102				
					104	104	105	
100	100	103	102	102	104	104	105	
100	100							
TL420VS-4	TL451VS-3	K413TC-3	RTS420VS-4	RTS462VS-3	FPS481CN-3	FPS481VS-3	FAS481VS-3	
101	101	103	102	102				
						104	105	
101	101	103	102	102		104	105	
101	101							

MF ISO DIN 13

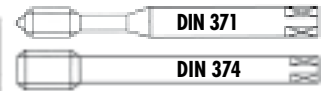
≤ Ø 2.8 > Ø 2.8

PM

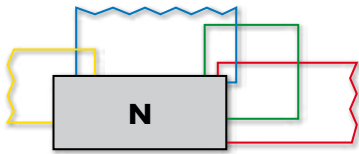
HSSE



HSSE

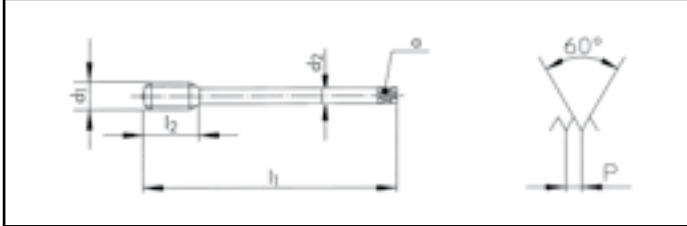
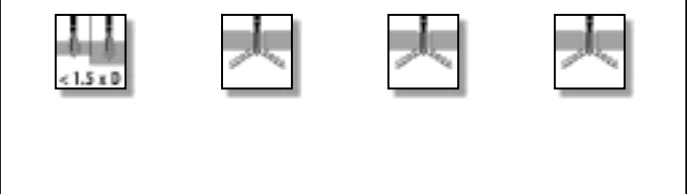


										N320-4		N350-3	N450-3		
N320-4															
N350-3															
N450-3															
Ø d ₁ MF	P mm	l ₁ mm	l ₂ mm	l ₃ mm	d ₂ mm	α mm				ID					
*2	0.25	45	8.0		2.8	2.1	2	1.75		142689					
2.5	0.35	50	10.0		2.8	2.1	3	2.15		142691					
2.6	0.35	50	10.0		2.8	2.1	3	2.25		142692					
3	0.35	56	12.0	18	3.5	2.7	3	2.65		142693					
3.5	0.35	56	13.0	20	4.0	3.0	3	3.15		142694					
Ø d ₁ MF	P mm	l ₁ mm	l ₂ mm	l ₃ mm	d ₂ mm	α mm				ID	ID				
4	0.50	63	14.0	21	4.5	3.4	2	3.50		101586					
5	0.50	70	15.0	25	6.0	4.9	3	4.50		101588					
6	0.75	80	17.0	30	6.0	4.9	3	5.25		101590					
8	1.00	90	20.0		6.0	4.9	3	7.00				102326			
9	0.75	90	20.0		7.0	5.5	3	8.25				102328			
10	1.00	100	22.0		7.0	5.5	3	9.00				102313			
12	1.00	100	24.0		9.0	7.0	3	11.00				* 102315			
12	1.50	100	24.0		9.0	7.0	3	10.50				* 102316			
14	1.50	100	24.0		11.0	9.0	3	12.50				* 102318			
16	1.50	100	26.0		12.0	9.0	3	14.50				* 102320			
18	1.50	110	26.0		14.0	11.0	4	16.50				* 102322			
20	1.50	125	28.0		16.0	12.0	4	18.50				* 102323			
<p>* N320-3 </p>										<p>P 0.25 </p>					



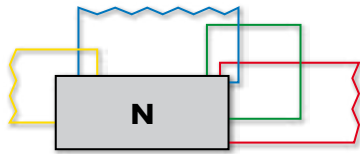
N410-3		31 62 74
N420-4		61 63 71 72 73 81
N420V-4	V	11 12 13 14 21 32
N420TN-4	TiN	11 12 13 14 21 31 32 73 74









N410-3	N420-4	N420V-4	N420TN-4
--------	--------	---------	----------











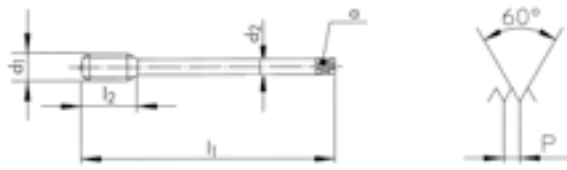
C 2.5 x P	B 4 x P	B 4 x P	B 4 x P
ISO 2 6H	ISO 2 6H	ISO 2 6H	ISO 2 6H





$\varnothing d_1$ MF	P mm	l_1 mm	l_2 mm	d_2 mm	a mm			ID	ID	ID	ID
4	0.35	63	14.0	2.8	2.1	3	3.65		142695		
4	0.50	63	14.0	2.8	2.1	3	3.50	101923	102145	142715	
4.5	0.50	70	15.0	3.5	2.7	3	4.00		102150		
5	0.50	70	15.0	3.5	2.7	3	4.50	101941	102167	142716	
5	0.75	70	15.0	3.5	2.7	3	4.25		102168		
5.5	0.50	80	17.0	4.0	3.0	3	5.00		142696		
6	0.50	80	17.0	4.5	3.4	3	5.50	101951	102178	142717	
6	0.75	80	17.0	4.5	3.4	3	5.25	101952	102179	102281	102249
7	0.50	80	17.0	5.5	4.3	3	6.50		102187		
7	0.75	80	17.0	5.5	4.3	3	6.25	101954	102188		
8	0.50	90	20.0	6.0	4.9	3	7.50	101955	102190	142718	
8	0.75	90	20.0	6.0	4.9	3	7.25	101956	102191	102283	
8	1.00	90	20.0	6.0	4.9	3	7.00	101957	102192	102284	102250
9	0.50	90	20.0	7.0	5.5	3	8.50		142697		
9	0.75	90	20.0	7.0	5.5	3	8.25		102200		
9	1.00	90	20.0	7.0	5.5	3	8.00		102201	143935	
10	0.50	100	22.0	7.0	5.5	3	9.50		142698		
10	0.75	100	22.0	7.0	5.5	3	9.25	101863	102056		
10	1.00	100	22.0	7.0	5.5	3	9.00	101864	102057	102262	102239
10	1.25	100	22.0	7.0	5.5	3	8.80	101865	102058	142719	






N410-3		
N420-4		
N420V-4	 V	
N420TN-4	 TiN	

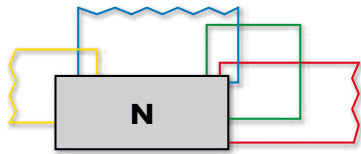
N410-3	N420-4	N420V-4	N420TN-4
			
			



			
ISO 2 6H	ISO 2 6H	ISO 2 6H	ISO 2 6H

$\varnothing d_1$ MF	P mm	l_1 mm	l_2 mm	d_2 mm	a mm			ID	ID	ID	ID
11	0.50	100	19.0	8.0	6.2	3	10.50		142699		
11	0.75	100	19.0	8.0	6.2	3	10.25		142700		
11	1.00	100	19.0	8.0	6.2	3	10.00		142701		
11	1.25	100	19.0	8.0	6.2	3	9.80		142702		
12	0.50	100	14.0	9.0	7.0	3	11.50		102066		
12	0.75	100	24.0	9.0	7.0	3	11.25		142703		
12	1.00	100	24.0	9.0	7.0	3	11.00	101867	102067	142345	102241
12	1.25	100	24.0	9.0	7.0	3	10.80	101868	102068	142721	
12	1.50	100	24.0	9.0	7.0	3	10.50	101869	102069	102264	102242
13	1.00	100	21.0	11.0	9.0	3	12.00	158401	142704		
14	0.50	100	14.0	11.0	9.0	3	13.50		142705		
14	0.75	100	24.0	11.0	9.0	3	13.25		142706		
14	1.00	100	24.0	11.0	9.0	3	13.00	101871	102077		
14	1.25	100	24.0	11.0	9.0	3	12.80	101872	102078		
14	1.50	100	24.0	11.0	9.0	3	12.50	101873	102079	102266	102244
15	1.00	100	26.0	12.0	9.0	3	14.00	101875	102085		
15	1.50	100	26.0	12.0	9.0	3	13.50	101876	102086		
16	0.75	100	26.0	12.0	9.0	3	15.25		142708		
16	1.00	100	26.0	12.0	9.0	*3	15.00	101877	102087		
16	1.25	100	26.0	12.0	9.0	*3	14.80	101878	102088		
16	1.50	100	26.0	12.0	9.0	*3	14.50	101879	102089	102268	102246
17	1.00	100	26.0	12.0	9.0	3	16.00		142709		
17	1.50	100	26.0	12.0	9.0	3	15.50		142710		
18	0.75	110	26.0	14.0	11.0	4	17.25		142711		
18	1.00	110	26.0	14.0	11.0	4	17.00	101881	102095		
18	1.50	110	26.0	14.0	11.0	4	16.50	101882	102096	102270	
18	2.00	125	33.0	14.0	11.0	3	16.00		142712		
19	1.00	110	26.0	14.0	11.0	4	18.00		* 142713		

* N410-3 =  4



N410-3

N420-4

N420V-4

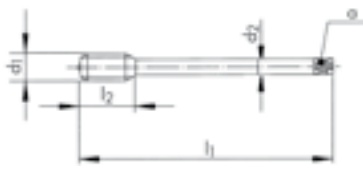
N410-3



N420-4



N420V-4



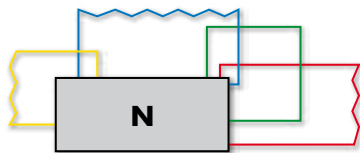
$\varnothing d_1$ MF	P mm	l_1 mm	l_2 mm	d_2 mm	a mm		
20	1.00	125	28.0	16.0	12.0	4	19.00
20	1.50	125	28.0	16.0	12.0	4	18.50
20	2.00	140	36.0	16.0	12.0	3	18.00
22	1.00	125	28.0	18.0	14.5	4	21.00
22	1.50	125	28.0	18.0	14.5	4	20.50
22	2.00	140	36.0	18.0	14.5	3	20.00
24	1.00	140	30.0	18.0	14.5	4	23.00
24	1.50	140	30.0	18.0	14.5	4	22.50
24	2.00	140	34.0	18.0	14.5	4	22.00
25	1.00	140	30.0	18.0	14.5	4	24.00
25	1.50	140	30.0	18.0	14.5	4	23.50
25	2.00	140	34.0	18.0	14.5	4	23.00
26	1.00	140	30.0	18.0	14.5	4	25.00
26	1.50	140	30.0	18.0	14.5	4	24.50
27	1.50	140	34.0	20.0	16.0	4	25.50
27	2.00	140	34.0	20.0	16.0	4	25.00
28	1.00	140	30.0	20.0	16.0	4	27.00
28	1.50	140	30.0	20.0	16.0	4	26.50
28	2.00	140	30.0	20.0	16.0	4	26.00

ID

ID

ID

	102098	
101884	102099	102272
105130	102100	
	102104	
101886	102105	102274
101887	142714	
	102107	
101889	102108	102276
101890	102109	102277
	142722	
101892	102112	
	142723	
	102113	
101893	102114	145896
	102115	
101894	102116	
	142725	
101896	102118	
122023		

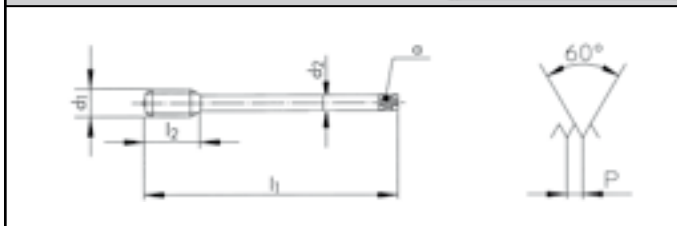


N410-3		
N420-4		
N420V-4	V	
N420-3		

N410-3	N420-4	N420V-4	N420-3
--------	--------	---------	--------

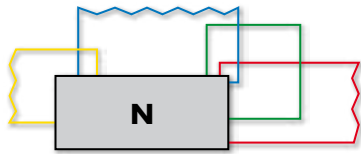


--	--	--	--



ISO 2 6H	ISO 2 6H	ISO 2 6H	ISO 3 7H

$\varnothing d_1$ MF	P mm	l_1 mm	l_2 mm	d_2 mm	α mm			ID	ID	ID	ID
30	1.00	150	32.0	22.0	18.0	4	29.00	101898	102121		
30	1.50	150	32.0	22.0	18.0	4	28.50	101899	102122	143978	
30	2.00	150	32.0	22.0	18.0	4	28.00	101900	102123	143766	
32	1.00	150	32.0	22.0	18.0	4	31.00	101902			
32	1.50	150	32.0	22.0	18.0	4	30.50	101903	102126		143812
32	2.00	150	32.0	22.0	18.0	4	30.00	101904	102127		
33	1.50	160	32.0	25.0	20.0	4	31.50	101905	102128		
33	2.00	160	32.0	25.0	20.0	4	31.00	101906	102129		
34	1.00	170	32.0	28.0	22.0	4	33.00	* 101908			
34	1.50	170	32.0	28.0	22.0	4	32.50	101909	* 102131		
35	1.50	170	32.0	28.0	22.0	4	33.50	101910	102132		
35	2.00	170	32.0	28.0	22.0	4	33.00	101911			
36	1.00	170	34.0	28.0	22.0	4	35.00		* 102133		
36	1.50	170	34.0	28.0	22.0	4	34.50	101912	102134		
36	2.00	170	34.0	28.0	22.0	4	34.00	101913	102135		
36	3.00	200	45.0	28.0	22.0	4	33.00	101914	102136		
38	1.00	170	34.0	28.0	22.0	4	37.00	* 101916	* 102138		
38	1.50	170	34.0	28.0	22.0	4	36.50	101917	102139		
38	2.00	170	34.0	28.0	22.0	4	36.00	101918			
39	2.00	170	34.0	32.0	24.0	4	37.00	101920			
39	3.00	200	45.0	32.0	24.0	4	36.00	101921			



N410-3

N420-4

N420-3

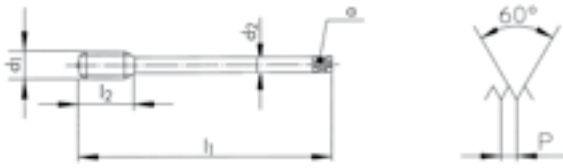
N410-3



N420-4



N420-3



$\varnothing d_1$ MF	P mm	l_1 mm	l_2 mm	d_2 mm	α mm		$6H$ $\rightarrow \leftarrow$
40	1.00	170	34.0	32.0	24.0	5	39.00
40	1.50	170	34.0	32.0	24.0	5	38.50
40	2.00	170	34.0	32.0	24.0	5	38.00
40	3.00	200	45.0	32.0	24.0	4	37.00
42	1.50	170	34.0	32.0	24.0	5	40.50
42	2.00	170	34.0	32.0	24.0	5	40.00
42	3.00	200	45.0	32.0	24.0	4	39.00
45	1.50	180	34.0	36.0	29.0	5	43.50
45	2.00	180	34.0	36.0	29.0	5	43.00
45	3.00	200	45.0	36.0	29.0	4	42.00
48	1.50	190	36.0	36.0	29.0	5	46.50
48	2.00	190	36.0	36.0	29.0	5	46.00
48	3.00	220	48.0	36.0	29.0	5	45.00
50	1.50	190	36.0	36.0	29.0	5	48.50
50	2.00	190	36.0	36.0	29.0	5	48.00
52	1.50	190	36.0	40.0	32.0	5	50.50
52	2.00	190	36.0	40.0	32.0	5	50.00
52	3.00	220	48.0	40.0	32.0	5	49.00
55	2.00	190	40.0	40.0	32.0	5	53.00
60	2.00	220	42.0	45.0	35.0	5	58.00
63	1.50	220	38.0	45.0	35.0	5	61.50

ID

ID

ID

101925

101926

102152

143813

101927

102153

* 101928

* 102154

101929

102155

101930

102156

101931

102157

101933

102159

101934

101935

* 102161

101937

102163

101938

102164

101939

102165

101943

102176

143814

* 101944

* 102177

* 101946

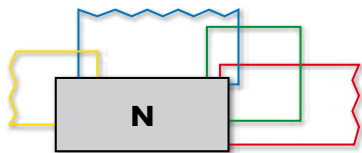
101947

* 101948

* 105131

105132

143815



N410-3 LH

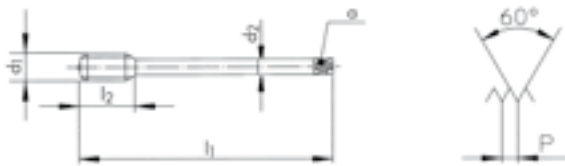




N420-4 LH




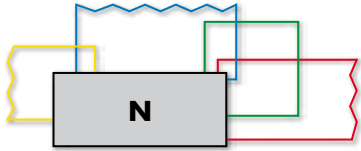










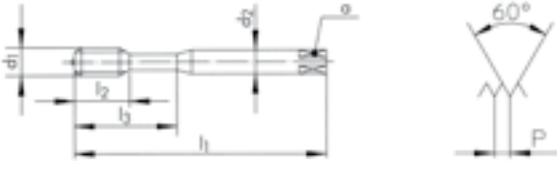



N410-3 LH

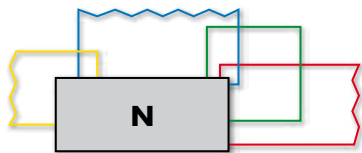
N420-4 LH




$\varnothing d_1$ MF	P mm	l_1 mm	l_2 mm	d_2 mm	a mm			ID	ID
4	0.50	63	14.0	2.8	2.1	3	3.50	104844	
5	0.50	70	15.0	3.5	2.7	3	4.50	104845	
6	0.50	80	17.0	4.5	3.4	3	5.50	104846	104870
6	0.75	80	17.0	4.5	3.4	3	5.25	104847	105133
7	0.75	80	17.0	5.5	4.3	3	6.25	104848	
8	0.50	90	20.0	6.0	4.9	3	7.50	104849	
8	0.75	90	20.0	6.0	4.9	3	7.25	104850	104871
8	1.00	90	20.0	6.0	4.9	3	7.00	104851	104872
10	0.75	100	22.0	7.0	5.5	3	9.25	104852	
10	1.00	100	22.0	7.0	5.5	3	9.00	104853	104873
10	1.25	100	22.0	7.0	5.5	3	8.80		104874
12	1.00	100	24.0	9.0	7.0	3	11.00	104854	104875
12	1.25	100	24.0	9.0	7.0	3	10.80	104855	104876
12	1.50	100	24.0	9.0	7.0	3	10.50	104856	104877
14	1.00	100	24.0	11.0	9.0	3	13.00	104857	104878
14	1.25	100	24.0	11.0	9.0	3	12.80	104858	
14	1.50	100	24.0	11.0	9.0	3	12.50	104859	104879
16	1.00	100	26.0	12.0	9.0	*3	15.00	104860	104880
16	1.50	100	26.0	12.0	9.0	*3	14.50	104861	104881
18	1.00	110	26.0	14.0	11.0	4	17.00	104862	
18	1.50	110	26.0	14.0	11.0	4	16.50	104863	104882
20	1.00	125	28.0	16.0	12.0	4	19.00	104864	
20	1.50	125	28.0	16.0	12.0	4	18.50	104865	104883
22	1.50	125	28.0	18.0	14.5	4	20.50	104866	104884
24	1.50	140	30.0	18.0	14.5	4	22.50	104867	104885
24	2.00	140	34.0	18.0	14.5	4	22.00	104868	104886
28	1.50	140	30.0	20.0	16.0	4	26.50	105166	
30	1.50	150	32.0	22.0	18.0	4	28.50	105167	105165
30	2.00	150	32.0	22.0	18.0	4	28.00	105168	

* N410-3 LH =  4


										N360-3	N360V-3	N360TN-3	N360-3
													
N360-3													
N360V-3	 V												
N360TN-3	 TiN												
													
													
$\varnothing d_1$ MF	P mm	l_1 mm	l_2 mm	l_3 mm	d_2 mm	a mm		$\pm 6H$ $\rightarrow \leftarrow$	ID	ID	ID	ID $6H$ + mm	
4	0.50	63	7.5	21	4.5	3.4	3	3.50	101632	101712	111618	101631 0.020	
5	0.50	70	9.0	25	6.0	4.9	3	4.50	101641	101714	111617	101640 0.020	
6	0.50	80	11.0	30	6.0	4.9	3	5.50	101648	143990			
6	0.75	80	11.0	30	6.0	4.9	3	5.25	101650	101716	101702	101649 0.022	
8	0.75	90	12.5	35	8.0	6.2	3	7.25	101658	101719		101657 0.022	
8	1.00	90	12.5	35	8.0	6.2	3	7.00	101660	101720	101704	101659 0.026	
10	0.75	100	14.0	39	10.0	8.0	3	9.25	101606	144401			
10	1.00	100	14.0	39	10.0	8.0	3	9.00	101608	101706	101695	101607 0.026	
10	1.25	100	14.0	39	10.0	8.0	3	8.80	101609	105134	110965		




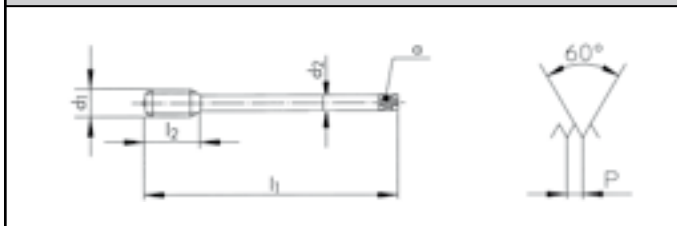
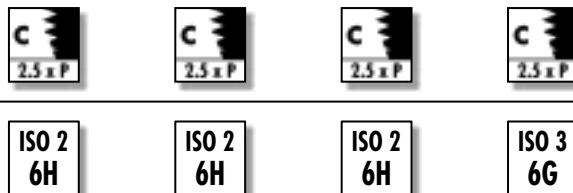
N460-3





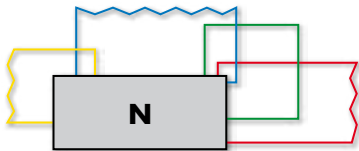
N460V-3



N460TN-3

$\varnothing d_1$ MF	P mm	l_1 mm	l_2 mm	d_2 mm	a mm		$6H$ 	ID	ID	ID	ID $6H$ + mm
12	1.00	100	14.0	9.0	7.0	3	11.00	102353	102462	102447	102352 0.026
12	1.25	100	14.0	9.0	7.0	3	10.80	102354	102463	144202	
12	1.50	100	14.0	9.0	7.0	3	10.50	102356	102464	102448	102355 0.032
13	1.00	100	14.0	11.0	9.0	3	12.00	102364			
14	1.00	100	14.0	11.0	9.0	3	13.00	102365	102466		
14	1.50	100	14.0	11.0	9.0	3	12.50	102367	102467	102450	102366 0.032
15	1.00	100	14.0	12.0	9.0	3	14.00	102370			
15	1.50	100	18.0	12.0	9.0	3	13.50	102371			
16	1.00	100	14.0	12.0	9.0	4	15.00	102372	102469		
16	1.50	100	14.0	12.0	9.0	4	14.50	102374	102470	102452	102373 0.032
18	1.00	110	18.0	14.0	11.0	4	17.00	102380	143926		
18	1.50	110	18.0	14.0	11.0	4	16.50	102382	102472		102381 0.032
20	1.00	125	20.0	16.0	12.0	4	19.00	102384	146377		
20	1.50	125	20.0	16.0	12.0	4	18.50	102386	102474		
20	2.00	140	24.0	16.0	12.0	4	18.00	102387	143566		
22	1.00	125	20.0	18.0	14.5	4	21.00	102392	147702		
22	1.50	125	20.0	18.0	14.5	4	20.50	102393	102476		
24	1.50	140	22.0	18.0	14.5	4	22.50	102396	102478		
24	2.00	140	22.0	18.0	14.5	4	22.00	102397	102479		
25	1.50	140	22.0	18.0	14.5	4	23.50	102399	143810		
26	1.50	140	22.0	18.0	14.5	4	24.50	102400	143952		
27	1.50	140	22.0	20.0	16.0	4	25.50	102401	143965		
27	2.00	140	22.0	20.0	16.0	4	25.00	102402	144201		
28	1.50	140	22.0	20.0	16.0	4	26.50	102403	144997		



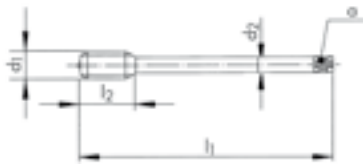
N460-3

N460V-3

N460-3



N460V-3



ISO 2
6H

ISO 2
6H

MF	$\varnothing d_1$ mm	P mm	l_1 mm	l_2 mm	d_2 mm	α mm		$\pm 6H$ mm
30	1.50	150	24.0	22.0	18.0	4	28.50	
30	2.00	150	24.0	22.0	18.0	4	28.00	
32	1.50	150	24.0	22.0	18.0	4	30.50	
33	2.00	160	26.0	25.0	20.0	4	31.00	
33	3.00	180	33.0	25.0	20.0	4	30.00	
35	1.50	170	24.0	28.0	22.0	5	33.50	
36	1.50	170	24.0	28.0	22.0	5	34.50	
36	2.00	170	28.0	28.0	22.0	5	34.00	
36	3.00	200	36.0	28.0	22.0	4	33.00	
39	3.00	200	40.0	32.0	24.0	5	36.00	
42	3.00	200	40.0	32.0	24.0	5	39.00	

ID

ID

102404

142524

102405

142581

102406

143605

102407

147604

175437

150448

102408

146846

102409

143824

175436

164870

115072

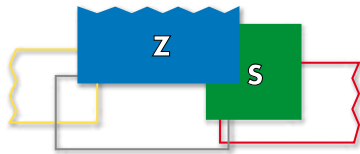
150453

174995

122669

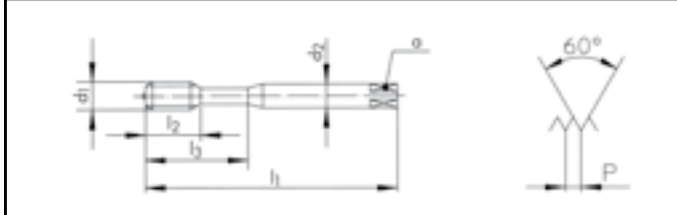
174996

150436



Z320V-4		V	
Z320VS-4		VS	
Z360V-3		V	
Z370VS-3		VS	

Z320V-4	Z320VS-4	Z360V-3	Z370VS-3
	NEW		
			PM



ISO 2 6H	ISO 2 6H	ISO 2 6H	6HX

∅ d ₁ MF	P mm	l ₁ mm	l ₂ mm	l ₃ mm	d ₂ mm	a mm		
*2	0.20	45	8.0		2.8	2.1	2	1.80
*2	0.25	45	8.0		2.8	2.1	2	1.75
*2.2	0.25	45	9.0		2.8	2.1	2	1.95
2.5	0.20	50	10.0		2.8	2.1	3	2.30
2.5	0.25	50	10.0		2.8	2.1	3	2.25
3	0.35	56	12.0	18	3.5	2.7	3	2.65
6	0.75	80	17.0	30	6.0	4.9	3	5.25
8	1.00	90	20.0	35	8.0	6.2	3	7.00
10	1.00	100	22.0	39	10.0	8.0	3	9.00

ID	ID
146487	
114715	
115462	
115578	
115887	
115468	
142726	
142727	124289
142728	120060

∅ d ₁ MF	P mm	l ₁ mm	l ₂ mm	l ₃ mm	d ₂ mm	a mm		
4	0.50	63	7.5	21	4.5	3.4	3	3.50
5	0.50	70	9.0	25	6.0	4.9	3	4.50
6	0.75	80	11.0	30	6.0	4.9	3	5.25
8	1.00	90	12.5	35	8.0	6.2	3	7.00
10	1.00	100	14.0	39	10.0	8.0	3	9.00

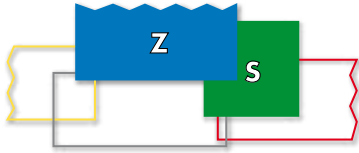
ID
104675
104676
104677
104678
104674

∅ d ₁ MF	P mm	l ₁ mm	l ₂ mm	l ₃ mm	d ₂ h ₆ mm	a mm		
6	0.75	80	11.0	30	6.0	4.9	3	5.25
8	1.00	90	12.5	35	8.0	6.2	3	7.00
10	1.00	100	14.0	39	10.0	8.0	3	9.00

ID
166117
166118
166119

* Z320V-3

P ≤ 0.25 **ISO 1 4H**



Z420V-4

Z420VS-4

Z460V-3

Z470VS-3

Z420V-4



Z420VS-4



Z460V-3



Z470VS-3



PM

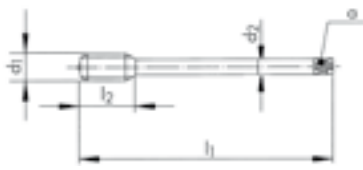


ISO 2
6H

ISO 2
6H

ISO 2
6H

6HX



∅ d ₁ MF	P mm	l ₁ mm	l ₂ mm	d ₂ mm	a mm		
12	1.00	100	24.0	9.0	7.0	3	11.00
12	1.50	100	24.0	9.0	7.0	3	10.50
14	1.50	100	24.0	11.0	9.0	3	12.50
16	1.50	100	26.0	12.0	9.0	3	14.50

ID

ID

142729

142730

120421

142731

120688

142732

120878

∅ d ₁ MF	P mm	l ₁ mm	l ₂ mm	d ₂ mm	a mm		
12	1.00	100	14.0	9.0	7.0	3	11.00
12	1.50	100	14.0	9.0	7.0	3	10.50
14	1.50	100	14.0	11.0	9.0	3	12.50
16	1.50	100	14.0	12.0	9.0	4	14.50
18	1.50	110	18.0	14.0	11.0	4	16.50
20	1.50	125	20.0	16.0	12.0	4	18.50
22	1.50	125	20.0	18.0	14.5	4	20.50
24	1.50	140	22.0	18.0	14.5	4	22.50
24	2.00	140	22.0	18.0	14.5	4	22.00

ID

104729

104730

104731

104732

104733

104734

104735

104736

104737

∅ d ₁ MF	P mm	l ₁ mm	l ₂ mm	d ₂ h6 mm	a mm		
12	1.50	110	14.0	*10.0	*8.0	4	10.50
14	1.50	110	14.0	*12.0	*9.0	4	12.50
16	1.50	110	18.0	12.0	9.0	4	14.50

ID

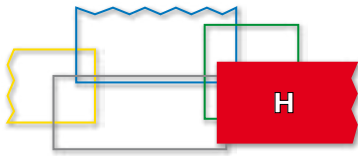
166120

166121

166122

* Norme DC / * DC Norm / * Norma DC

										H320-4	H420-4		
										H320-4			
H420-4													
$\varnothing d_1$ MF	P mm	l_1 mm	l_2 mm	l_3 mm	d_2 mm	a mm				ID	ID		
6	0.75	80	17.0	30	6.0	4.9	3	5.25		101214			
8	0.75	90	20.0	35	8.0	6.2	3	7.25		101216			
8	1.00	90	20.0	35	8.0	6.2	3	7.00		101217			
10	1.00	100	22.0	39	10.0	8.0	3	9.00		101204			
12	1.25	100	24.0		9.0	7.0	4	10.80			101273		
12	1.50	100	24.0		9.0	7.0	4	10.50			101274		
14	1.50	100	24.0		11.0	9.0	4	12.50			101276		
16	1.50	100	26.0		12.0	9.0	4	14.50			101278		
20	1.50	125	28.0		16.0	12.0	4	18.50			101282		
24	2.00	140	34.0		18.0	14.5	4	22.00			101285		



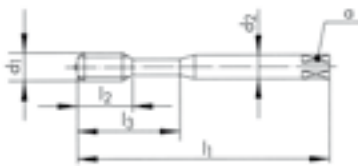
H350-3

H450-3

H350-3



H450-3



Ø d ₁ MF	P mm	l ₁ mm	l ₂ mm	l ₃ mm	d ₂ mm	a mm		
6	0.75	80	11.0	30	6.0	4.9	3	5.25
8	0.75	90	12.5	35	8.0	6.2	3	7.25
8	1.00	90	12.5	35	8.0	6.2	3	7.00
10	1.00	100	14.0	39	10.0	8.0	3	9.00
12	1.00	100	14.0		9.0	7.0	4	11.00
12	1.50	100	14.0		9.0	7.0	4	10.50
14	1.50	100	14.0		11.0	9.0	4	12.50
16	1.50	100	14.0		12.0	9.0	4	14.50
18	1.50	110	18.0		14.0	11.0	4	16.50
20	1.50	125	20.0		16.0	12.0	4	18.50
22	1.50	125	20.0		18.0	14.5	4	20.50
24	1.50	140	22.0		18.0	14.5	4	22.50
24	2.00	140	22.0		18.0	14.5	4	22.00
27	2.00	140	22.0		20.0	16.0	4	25.00
30	1.50	150	24.0		22.0	18.0	4	28.50
30	2.00	150	24.0		22.0	18.0	4	28.00

ID

ID

101249

101252

101253

101235

101302

101303

101306

101308

101310

101312

101314

101316

101317

101319

101321

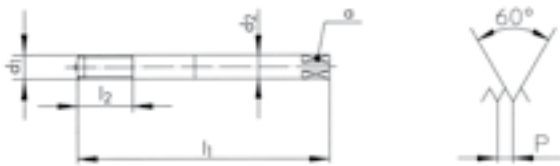
101322

										S320VS-4	S420VS-4	S360VS-3	S460VS-3
S320VS-4		VS											
S420VS-4		VS											
S360VS-3		VS											
S460VS-3		VS											
$\varnothing d_1$ MF	P mm	l_1 mm	l_2 mm	l_3 mm	d_2 mm	a mm				ID	ID		
6	0.75	80	17.0	30	6.0	4.9	3		5.25	* 123690			
8	1.00	90	20.0	35	8.0	6.2	3		7.00	124288			
10	1.00	100	22.0	39	10.0	8.0	3		9.00	120059			
12	1.50	100	24.0		9.0	7.0	4		10.50		120420		
14	1.50	100	24.0		11.0	9.0	4		12.50		120687		
16	1.50	100	26.0		12.0	9.0	4		14.50		120877		
$\varnothing d_1$ MF	P mm	l_1 mm	l_2 mm	l_3 mm	d_2 mm	a mm				ID	ID		
8	1.00	90	12.5	35	8.0	6.2	3		7.00		111528		
10	1.00	100	14.0	39	10.0	8.0	3		9.00		111529		
12	1.50	100	14.0		9.0	7.0	4		10.50			111540	
14	1.50	100	14.0		11.0	9.0	4		12.50			111541	
16	1.50	100	14.0		12.0	9.0	4		14.50			111542	

aero

SA390-3

SA390-3



$\varnothing d_1$ MF	P mm	l_1 mm	l_2 mm	d_2 mm	α mm		
8	1.00	90	25.0	8.0	6.2	3	7.00
10	1.00	100	30.0	10.0	8.0	3	9.00
10	1.25	100	30.0	10.0	8.0	3	8.80
12	1.00	110	35.0	12.0	9.0	4	11.00
12	1.50	110	35.0	12.0	9.0	4	10.50
14	1.50	110	40.0	16.0	12.0	4	12.50

ID

* 149735

* 149751

* 149753

* 149769

* 149773










































* 149790

MF

aero

										SA320-4	SA350-3	TL320VS-4	TL351VS-3																																																																																																	
<div style="display: flex; justify-content: space-between;"> <div style="width: 45%;"> <p>SA320-4 52 53</p> <p>SA350-3 52 53</p> <p>TL320VS-4 VS 41 42</p> <p>TL351VS-3 VS 41 42</p> </div> <div style="width: 50%; text-align: center;"> </div> </div>																																																																																																														
										<div style="display: flex; justify-content: space-around;"> <div style="border: 1px solid black; padding: 5px;">4HX</div> <div style="border: 1px solid black; padding: 5px;">4HX</div> <div style="border: 1px solid black; padding: 5px;">4HX</div> <div style="border: 1px solid black; padding: 5px;">4HX</div> </div>																																																																																																				
<table border="1" style="width: 100%; border-collapse: collapse; text-align: center;"> <thead> <tr> <th>$\varnothing d_1$</th> <th>P</th> <th>l_1</th> <th>l_2</th> <th>l_3</th> <th>d_2</th> <th>a</th> <th></th> <th></th> <th>ID</th> <th>ID</th> <th>ID</th> <th>ID</th> </tr> <tr> <th>MF</th> <th>mm</th> <th>mm</th> <th>mm</th> <th>mm</th> <th>mm</th> <th>mm</th> <th></th> <th>$\rightarrow \leftarrow$</th> <th></th> <th></th> <th></th> <th></th> </tr> </thead> <tbody> <tr> <td>4</td> <td>0.50</td> <td>63</td> <td>14.0</td> <td></td> <td>4.5</td> <td>3.4</td> <td>3</td> <td>3.50</td> <td></td> <td>* 149079</td> <td>* 152032</td> <td>152033</td> </tr> <tr> <td>5</td> <td>0.50</td> <td>70</td> <td>15.0</td> <td></td> <td>6.0</td> <td>4.9</td> <td>3</td> <td>4.50</td> <td>* 149142</td> <td>149144</td> <td>* 152048</td> <td>152049</td> </tr> <tr> <td>6</td> <td>0.50</td> <td>80</td> <td>15.0</td> <td>23</td> <td>6.0</td> <td>4.9</td> <td>3</td> <td>5.50</td> <td>* 149193</td> <td></td> <td>* 152058</td> <td>152059</td> </tr> <tr> <td>8</td> <td>1.00</td> <td>90</td> <td>18.0</td> <td>29</td> <td>8.0</td> <td>6.2</td> <td>3</td> <td>7.00</td> <td>149304</td> <td>149306</td> <td>* 152079</td> <td>152080</td> </tr> <tr> <td>10</td> <td>1.00</td> <td>100</td> <td>20.0</td> <td>33</td> <td>10.0</td> <td>8.0</td> <td>3</td> <td>9.00</td> <td>149362</td> <td>149364</td> <td>* 152092</td> <td>152093</td> </tr> </tbody> </table>										$\varnothing d_1$	P	l_1	l_2	l_3	d_2	a			ID	ID	ID	ID	MF	mm	mm	mm	mm	mm	mm		$\rightarrow \leftarrow$					4	0.50	63	14.0		4.5	3.4	3	3.50		* 149079	* 152032	152033	5	0.50	70	15.0		6.0	4.9	3	4.50	* 149142	149144	* 152048	152049	6	0.50	80	15.0	23	6.0	4.9	3	5.50	* 149193		* 152058	152059	8	1.00	90	18.0	29	8.0	6.2	3	7.00	149304	149306	* 152079	152080	10	1.00	100	20.0	33	10.0	8.0	3	9.00	149362	149364	* 152092	152093										
$\varnothing d_1$	P	l_1	l_2	l_3	d_2	a			ID	ID	ID	ID																																																																																																		
MF	mm	mm	mm	mm	mm	mm		$\rightarrow \leftarrow$																																																																																																						
4	0.50	63	14.0		4.5	3.4	3	3.50		* 149079	* 152032	152033																																																																																																		
5	0.50	70	15.0		6.0	4.9	3	4.50	* 149142	149144	* 152048	152049																																																																																																		
6	0.50	80	15.0	23	6.0	4.9	3	5.50	* 149193		* 152058	152059																																																																																																		
8	1.00	90	18.0	29	8.0	6.2	3	7.00	149304	149306	* 152079	152080																																																																																																		
10	1.00	100	20.0	33	10.0	8.0	3	9.00	149362	149364	* 152092	152093																																																																																																		
										<div style="display: flex; justify-content: space-around;"> <div style="border: 1px solid black; padding: 5px;">6HX</div> <div style="border: 1px solid black; padding: 5px;">6HX</div> <div style="border: 1px solid black; padding: 5px;">6HX</div> <div style="border: 1px solid black; padding: 5px;">6HX</div> </div>																																																																																																				
<table border="1" style="width: 100%; border-collapse: collapse; text-align: center;"> <thead> <tr> <th>$\varnothing d_1$</th> <th>P</th> <th>l_1</th> <th>l_2</th> <th>l_3</th> <th>d_2</th> <th>a</th> <th></th> <th></th> <th>ID</th> <th>ID</th> <th>ID</th> <th>ID</th> </tr> <tr> <th>MF</th> <th>mm</th> <th>mm</th> <th>mm</th> <th>mm</th> <th>mm</th> <th>mm</th> <th></th> <th>$\rightarrow \leftarrow$</th> <th></th> <th></th> <th></th> <th></th> </tr> </thead> <tbody> <tr> <td>4</td> <td>0.50</td> <td>63</td> <td>14.0</td> <td></td> <td>4.5</td> <td>3.4</td> <td>3</td> <td>3.50</td> <td>149081</td> <td>149083</td> <td>* 152034</td> <td>152035</td> </tr> <tr> <td>5</td> <td>0.50</td> <td>70</td> <td>15.0</td> <td></td> <td>6.0</td> <td>4.9</td> <td>3</td> <td>4.50</td> <td>149146</td> <td>149148</td> <td>* 152050</td> <td>152051</td> </tr> <tr> <td>6</td> <td>0.50</td> <td>80</td> <td>15.0</td> <td>23</td> <td>6.0</td> <td>4.9</td> <td>3</td> <td>5.50</td> <td></td> <td>* 149199</td> <td>* 152060</td> <td>152061</td> </tr> <tr> <td>8</td> <td>1.00</td> <td>90</td> <td>18.0</td> <td>29</td> <td>8.0</td> <td>6.2</td> <td>3</td> <td>7.00</td> <td>149308</td> <td>149310</td> <td></td> <td>148019</td> </tr> <tr> <td>10</td> <td>1.00</td> <td>100</td> <td>20.0</td> <td>33</td> <td>10.0</td> <td>8.0</td> <td>3</td> <td>9.00</td> <td>149366</td> <td>149368</td> <td>* 152094</td> <td>148026</td> </tr> </tbody> </table>										$\varnothing d_1$	P	l_1	l_2	l_3	d_2	a			ID	ID	ID	ID	MF	mm	mm	mm	mm	mm	mm		$\rightarrow \leftarrow$					4	0.50	63	14.0		4.5	3.4	3	3.50	149081	149083	* 152034	152035	5	0.50	70	15.0		6.0	4.9	3	4.50	149146	149148	* 152050	152051	6	0.50	80	15.0	23	6.0	4.9	3	5.50		* 149199	* 152060	152061	8	1.00	90	18.0	29	8.0	6.2	3	7.00	149308	149310		148019	10	1.00	100	20.0	33	10.0	8.0	3	9.00	149366	149368	* 152094	148026										
$\varnothing d_1$	P	l_1	l_2	l_3	d_2	a			ID	ID	ID	ID																																																																																																		
MF	mm	mm	mm	mm	mm	mm		$\rightarrow \leftarrow$																																																																																																						
4	0.50	63	14.0		4.5	3.4	3	3.50	149081	149083	* 152034	152035																																																																																																		
5	0.50	70	15.0		6.0	4.9	3	4.50	149146	149148	* 152050	152051																																																																																																		
6	0.50	80	15.0	23	6.0	4.9	3	5.50		* 149199	* 152060	152061																																																																																																		
8	1.00	90	18.0	29	8.0	6.2	3	7.00	149308	149310		148019																																																																																																		
10	1.00	100	20.0	33	10.0	8.0	3	9.00	149366	149368	* 152094	148026																																																																																																		

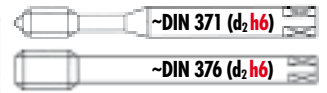
aero

								SA420-4	SA450-3	TL420VS-4	TL451VS-3																																																																																
<p>SA420-4  52 53</p> <p>SA450-3  52 53</p> <p>TL420VS-4  VS 41 42</p> <p>TL451VS-3   VS 41 42</p>								   																																																																																			
   								   																																																																																			
   								   																																																																																			
								   																																																																																			
<table border="1"> <thead> <tr> <th>$\varnothing d_1$</th> <th>P</th> <th>l_1</th> <th>l_2</th> <th>d_2</th> <th>a</th> <th></th> <th></th> </tr> <tr> <th>MF</th> <th>mm</th> <th>mm</th> <th>mm</th> <th>mm</th> <th>mm</th> <th></th> <th>$\rightarrow \leftarrow$</th> </tr> </thead> <tbody> <tr> <td>12</td> <td>1.00</td> <td>100</td> <td>19.0</td> <td>9.0</td> <td>7.0</td> <td>4</td> <td>11.00</td> </tr> <tr> <td>12</td> <td>1.50</td> <td>100</td> <td>24.0</td> <td>9.0</td> <td>7.0</td> <td>4</td> <td>10.50</td> </tr> <tr> <td>14</td> <td>1.50</td> <td>100</td> <td>24.0</td> <td>11.0</td> <td>9.0</td> <td>4</td> <td>12.50</td> </tr> <tr> <td>16</td> <td>1.50</td> <td>100</td> <td>26.0</td> <td>12.0</td> <td>9.0</td> <td>4</td> <td>14.50</td> </tr> </tbody> </table>								$\varnothing d_1$	P	l_1	l_2	d_2	a			MF	mm	mm	mm	mm	mm		$\rightarrow \leftarrow$	12	1.00	100	19.0	9.0	7.0	4	11.00	12	1.50	100	24.0	9.0	7.0	4	10.50	14	1.50	100	24.0	11.0	9.0	4	12.50	16	1.50	100	26.0	12.0	9.0	4	14.50	<table border="1"> <thead> <tr> <th>ID</th> <th>ID</th> <th>ID</th> <th>ID</th> </tr> </thead> <tbody> <tr> <td>* 152209</td> <td></td> <td>* 152218</td> <td></td> </tr> <tr> <td>* 152208</td> <td>* 152213</td> <td></td> <td></td> </tr> <tr> <td>* 152210</td> <td>* 152214</td> <td></td> <td>* 152224</td> </tr> <tr> <td>* 152212</td> <td>* 152216</td> <td></td> <td>* 152226</td> </tr> </tbody> </table>				ID	ID	ID	ID	* 152209		* 152218		* 152208	* 152213			* 152210	* 152214		* 152224	* 152212	* 152216		* 152226												
$\varnothing d_1$	P	l_1	l_2	d_2	a																																																																																						
MF	mm	mm	mm	mm	mm		$\rightarrow \leftarrow$																																																																																				
12	1.00	100	19.0	9.0	7.0	4	11.00																																																																																				
12	1.50	100	24.0	9.0	7.0	4	10.50																																																																																				
14	1.50	100	24.0	11.0	9.0	4	12.50																																																																																				
16	1.50	100	26.0	12.0	9.0	4	14.50																																																																																				
ID	ID	ID	ID																																																																																								
* 152209		* 152218																																																																																									
* 152208	* 152213																																																																																										
* 152210	* 152214		* 152224																																																																																								
* 152212	* 152216		* 152226																																																																																								
								<table border="1"> <thead> <tr> <th>ID</th> <th>ID</th> <th>ID</th> <th>ID</th> </tr> </thead> <tbody> <tr> <td></td> <td></td> <td></td> <td></td> </tr> </tbody> </table>				ID	ID	ID	ID																																																																												
ID	ID	ID	ID																																																																																								
<table border="1"> <thead> <tr> <th>$\varnothing d_1$</th> <th>P</th> <th>l_1</th> <th>l_2</th> <th>d_2</th> <th>a</th> <th></th> <th></th> </tr> <tr> <th>MF</th> <th>mm</th> <th>mm</th> <th>mm</th> <th>mm</th> <th>mm</th> <th></th> <th>$\rightarrow \leftarrow$</th> </tr> </thead> <tbody> <tr> <td>12</td> <td>1.00</td> <td>100</td> <td>19.0</td> <td>9.0</td> <td>7.0</td> <td>4</td> <td>11.00</td> </tr> <tr> <td>12</td> <td>1.50</td> <td>100</td> <td>24.0</td> <td>9.0</td> <td>7.0</td> <td>4</td> <td>10.50</td> </tr> <tr> <td>14</td> <td>1.50</td> <td>100</td> <td>24.0</td> <td>11.0</td> <td>9.0</td> <td>4</td> <td>12.50</td> </tr> <tr> <td>16</td> <td>1.00</td> <td>100</td> <td>23.0</td> <td>12.0</td> <td>9.0</td> <td>4</td> <td>15.00</td> </tr> <tr> <td>16</td> <td>1.50</td> <td>100</td> <td>26.0</td> <td>12.0</td> <td>9.0</td> <td>4</td> <td>14.50</td> </tr> </tbody> </table>								$\varnothing d_1$	P	l_1	l_2	d_2	a			MF	mm	mm	mm	mm	mm		$\rightarrow \leftarrow$	12	1.00	100	19.0	9.0	7.0	4	11.00	12	1.50	100	24.0	9.0	7.0	4	10.50	14	1.50	100	24.0	11.0	9.0	4	12.50	16	1.00	100	23.0	12.0	9.0	4	15.00	16	1.50	100	26.0	12.0	9.0	4	14.50	<table border="1"> <thead> <tr> <th>ID</th> <th>ID</th> <th>ID</th> <th>ID</th> </tr> </thead> <tbody> <tr> <td>* 152228</td> <td>* 148967</td> <td>* 152237</td> <td>* 152242</td> </tr> <tr> <td>* 152227</td> <td>* 152232</td> <td></td> <td>* 152241</td> </tr> <tr> <td>* 152229</td> <td>* 152233</td> <td>* 152238</td> <td>* 152243</td> </tr> <tr> <td></td> <td></td> <td>* 152239</td> <td>* 152244</td> </tr> <tr> <td></td> <td>* 152235</td> <td>* 152240</td> <td>* 152245</td> </tr> </tbody> </table>				ID	ID	ID	ID	* 152228	* 148967	* 152237	* 152242	* 152227	* 152232		* 152241	* 152229	* 152233	* 152238	* 152243			* 152239	* 152244		* 152235	* 152240	* 152245
$\varnothing d_1$	P	l_1	l_2	d_2	a																																																																																						
MF	mm	mm	mm	mm	mm		$\rightarrow \leftarrow$																																																																																				
12	1.00	100	19.0	9.0	7.0	4	11.00																																																																																				
12	1.50	100	24.0	9.0	7.0	4	10.50																																																																																				
14	1.50	100	24.0	11.0	9.0	4	12.50																																																																																				
16	1.00	100	23.0	12.0	9.0	4	15.00																																																																																				
16	1.50	100	26.0	12.0	9.0	4	14.50																																																																																				
ID	ID	ID	ID																																																																																								
* 152228	* 148967	* 152237	* 152242																																																																																								
* 152227	* 152232		* 152241																																																																																								
* 152229	* 152233	* 152238	* 152243																																																																																								
		* 152239	* 152244																																																																																								
	* 152235	* 152240	* 152245																																																																																								

MF



Uniquement pour taraudage synchrone
Nur für Synchrobearbeitung
Only for rigid tapping
Solo per maschiatura sincrona
Solo para rosado sincronizado



RTS Rigid Tapping Synchro

RTS320VS-4



11	12	13	14
15	21	22	31
32	61	63	72
73	74		

RTS420VS-4



RTS362VS-3



11	12	13	14
15	21	22	31
32	61	63	72
73	74		

RTS462VS-3

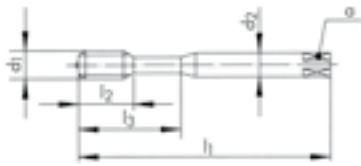


RTS320VS-4

RTS420VS-4

RTS362VS-3

RTS462VS-3



∅ d ₁ MF	P mm	l ₁ mm	l ₂ mm	l ₃ mm	d ₂ h ₆ mm	a mm		
8	1.00	90	12.5	35	8.0	6.2	3	7.00
10	1.00	100	14.0	39	10.0	8.0	3	9.00
12	1.50	110	14.0		*10.0	*8.0	3	10.50
14	1.50	110	14.0		*12.0	*9.0	3	12.50
16	1.50	110	18.0		12.0	9.0	3	14.50

* Norme DC / * DC Norm / * Norma DC

∅ d ₁ MF	P mm	l ₁ mm	l ₂ mm	l ₃ mm	d ₂ h ₆ mm	a mm		
8	1.00	90	12.5	35	8.0	6.2	3	7.00
10	1.00	100	14.0	39	10.0	8.0	3	9.00
12	1.50	110	14.0		*10.0	*8.0	3	10.50
14	1.50	110	14.0		*12.0	*9.0	3	12.50
16	1.50	110	18.0		12.0	9.0	3	14.50

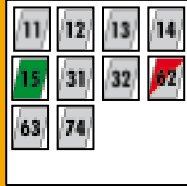
* Norme DC / * DC Norm / * Norma DC




sur demande
auf Anfrage
on request
su richiesta
sobre pedido

K

K313TC-3



K413TC-3



K313TC-3

K413TC-3



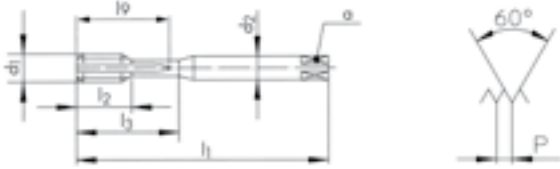
NEW

NEW



6HX

6HX



∅ d ₁ MF	P mm	l ₁ mm	l ₂ mm	l ₃ mm	l ₄ mm	d ₂ mm	a mm	→	←
10	1.00	100	22.0	39	37	10.0	8.0	3	9.00
12	1.00	110	24.0		42	9.0	7.0	3	11.00
12	1.25	110	24.0		42	9.0	7.0	3	10.80
12	1.50	110	24.0		42	9.0	7.0	3	10.50
14	1.50	110	28.0		49	11.0	9.0	3	12.50
16	1.50	110	30.0		56	12.0	9.0	3	14.50
20	1.50	140	36.0		70	16.0	12.0	5	18.50

ID

ID

175729

175731

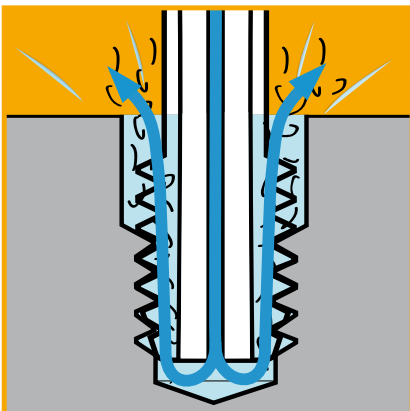
175733

175735

175737

175739

171205



FPS FORMING

FPS381CN-3



FPS381VS-3



FPS481VS-3



FPS381CN-3

FPS381VS-3

FPS481VS-3



MF	∅ d ₁	P	l ₁	l ₂	l ₃	d ₂	a	6HX	Tol.
	mm	mm	mm	mm	mm	mm	mm	→ ←	
4	0.50	63	14.0	21	4.5	3.4	3.80	+ 0.03	
5	0.50	70	15.0	25	6.0	4.9	4.80	+ 0.03	
6	0.50	80	17.0	30	6.0	4.9	5.80	+ 0.03	
6	0.75	80	17.0	30	6.0	4.9	5.65	+ 0.03	
8	0.75	90	20.0	35	8.0	6.2	7.65	+ 0.03	
8	1.00	90	20.0	35	8.0	6.2	7.55	+ 0.05	
10	1.00	100	22.0	39	10.0	8.0	9.55	+ 0.05	
12	1.00	100	19.0		9.0	7.0	11.55	+ 0.05	
14	1.50	100	24.0		11.0	9.0	13.30	+ 0.05	
16	1.50	100	26.0		12.0	9.0	15.30	+ 0.05	

ID

ID

ID

166631

166639

166699

166648

166649

166701

166702

166658

166659

166668

166669

166674

166679

166684

FAS FORMING

FAS381VS-3



VS

12	13	14	15
21	22	23	24
41	51	61	63

FAS481VS-3

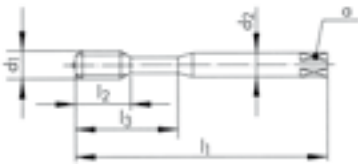


VS

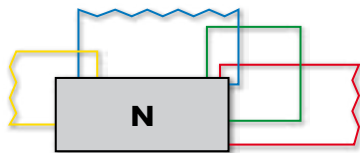
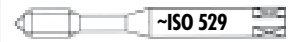
12	13	14	15
21	22	23	24
41	51	61	63

FAS381VS-3

FAS481VS-3



∅ d ₁ MF	P mm	l ₁ mm	l ₂ mm	l ₃ mm	d ₂ mm	a mm	6HX Tol. → ←	ID
4	0.50	63	14.0	21	4.5	3.4	3.80 +0.03	166625
5	0.50	70	15.0	25	6.0	4.9	4.80 +0.03	166633
6	0.50	80	17.0	30	6.0	4.9	5.80 +0.03	166698
6	0.75	80	17.0	30	6.0	4.9	5.65 +0.03	166642
8	0.75	90	20.0	35	8.0	6.2	7.65 +0.03	166700
8	1.00	90	20.0	35	8.0	6.2	7.55 +0.05	166652
10	1.00	100	22.0	39	10.0	8.0	9.55 +0.05	166662
12	1.00	100	19.0		9.0	7.0	11.55 +0.05	166672
14	1.50	100	24.0		11.0	9.0	13.30 +0.05	166677
16	1.50	100	26.0		12.0	9.0	15.30 +0.05	166682

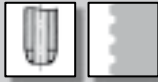


N1110-1

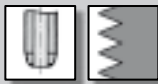
N1110-3

N1110-S

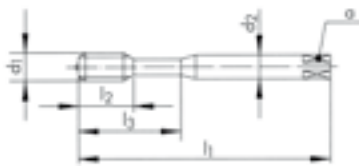
N1110-1



N1110-3



N1110-S



Ø d ₁ MF	P mm	l ₁ mm	l ₂ mm	l ₃ mm	d ₂ mm	a mm		
2	0.25	45	8.0		2.80	2.10	3	1.75
2.2	0.25	45	9.5		2.80	2.10	3	1.95
2.3	0.25	45	9.5		2.80	2.10	3	2.05
2.5	0.35	45	9.5		2.80	2.10	3	2.15
3	0.35	48	11.0	18	3.15	2.50	3	2.65
3.5	0.35	50	13.0	20	3.55	2.80	3	3.15
4	0.35	53	13.0	21	4.00	3.15	3	3.65
4	0.50	53	13.0	21	4.00	3.15	3	3.50
4.5	0.50	53	13.0	21	4.50	3.55	3	4.00
5	0.35	58	16.0	25	5.00	4.00	3	4.65
5	0.50	58	16.0	25	5.00	4.00	3	4.50
5	0.75	58	16.0	25	5.00	4.00	3	4.25
5.5	0.50	62	17.0	26	5.60	4.50	3	5.00
6	0.50	66	19.0	30	6.30	5.00	3	5.50
6	0.75	66	19.0	30	6.30	5.00	3	5.25
7	0.50	66	19.0	30	7.10	5.60	3	6.50
8	0.75	72	22.0	35	8.00	6.30	3	7.25
8	1.00	72	22.0	35	8.00	6.30	3	7.00
9	0.50	72	22.0	36	9.00	7.10	3	8.50
9	0.75	72	22.0	36	9.00	7.10	3	8.25
9	1.00	72	22.0	36	9.00	7.10	3	8.00
10	0.50	80	24.0	39	10.00	8.00	3	9.50
10	1.00	80	24.0	39	10.00	8.00	3	9.00
10	1.25	80	24.0	39	10.00	8.00	3	8.80

ID

ID

ID

102933

102936

* 102938

102940

102945

102949

102952

102773

102953

111040

102958

102960

102778

102961

111045

102963

102967

102783

102969

111050

102784

102971

111051

102975

102790

102982

111057

102791

102984

111058

102988

102989

102799

102990

102925

102756

102928

111024

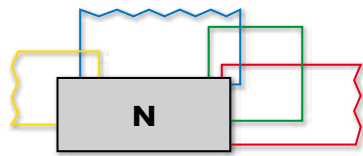
102758

102930

111025

P 0.25



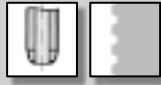


N1210-1

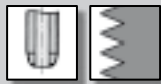
N1210-3

N1210-S

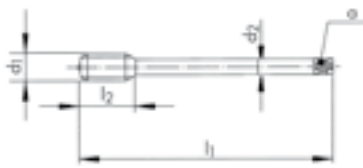
N1210-1





N1210-3



N1210-S



$\varnothing d_1$ MF	P mm	l_1 mm	l_2 mm	d_2 mm	a mm		
11	0.50	85	22.0	8.0	6.3	3	10.50
11	0.75	85	22.0	8.0	6.3	3	10.25
11	1.00	85	22.0	8.0	6.3	3	10.00
11	1.25	85	22.0	8.0	6.3	3	9.80
12	0.50	89	24.0	9.0	7.1	3	11.50
12	0.75	89	24.0	9.0	7.1	3	11.25
12	1.00	89	24.0	9.0	7.1	3	11.00
12	1.25	89	24.0	9.0	7.1	3	10.80
12	1.50	89	24.0	9.0	7.1	3	10.50
14	0.50	95	24.0	11.2	9.0	3	13.50
14	0.75	95	24.0	11.2	9.0	3	13.25
14	1.00	95	24.0	11.2	9.0	3	13.00
14	1.25	95	24.0	11.2	9.0	3	12.80
14	1.50	95	24.0	11.2	9.0	3	12.50
15	0.75	90	23.0	11.2	9.0	3	14.25
15	1.00	90	23.0	11.2	9.0	3	14.00
16	0.50	102	32.0	12.5	10.0	4	15.50
16	0.75	102	32.0	12.5	10.0	4	15.25
16	1.00	102	32.0	12.5	10.0	4	15.00
16	1.50	102	32.0	12.5	10.0	4	14.50
17	1.00	95	23.0	12.5	10.0	4	16.00
18	0.75	112	30.0	14.0	11.2	4	17.25
18	1.00	112	30.0	14.0	11.2	4	17.00
18	1.50	112	30.0	14.0	11.2	4	16.50
18	2.00	112	30.0	14.0	11.2	3	16.00
19	1.00	112	33.0	14.0	11.2	4	18.00

ID

ID

ID

103485

103486

103487

103488

103490

103491

103305

103493

111169

103307

103495

111171

103308

103497

111172

103502

103503

103312

103504

111175

103314

103506

111177

103315

103508

111178

103512

103513

103515

103516

103321

103517

111183

103322

103520

111184

103525

103527

103326

103528

111187

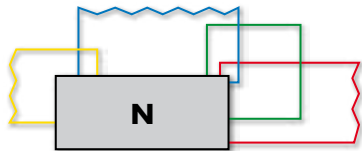
103327

103531

111188

103533

103536

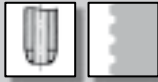


N1210-1

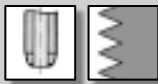
N1210-3

N1210-S

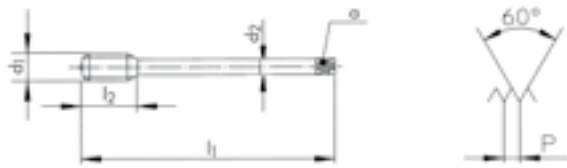
N1210-1





N1210-3

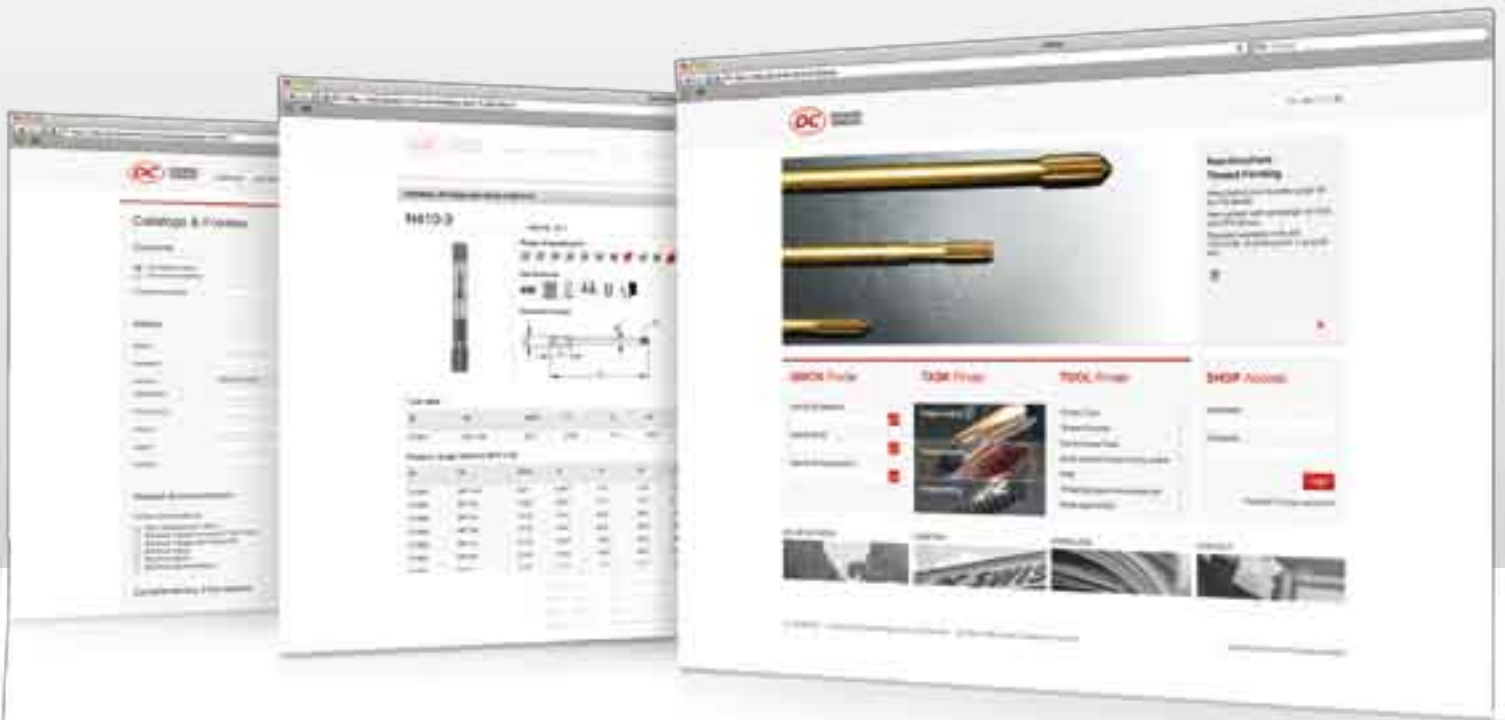


N1210-S












































$\varnothing d_1$ MF	P mm	l_1 mm	l_2 mm	d_2 mm	a mm			ID	ID	ID
20	1.00	112	37.0	14.0	11.2	4	19.00	103332	103537	111198
20	1.25	112	37.0	14.0	11.2	4	18.80		103539	
20	1.50	112	37.0	14.0	11.2	4	18.50	103334	103540	111195
22	1.00	115	32.0	16.0	12.5	4	21.00		103545	
22	1.50	115	32.0	16.0	12.5	4	20.50	103340	103546	121669
22	2.00	115	32.0	16.0	12.5	3	20.00		103548	
24	1.00	120	30.0	18.0	14.0	4	23.00		103552	
24	1.50	120	30.0	18.0	14.0	4	22.50	103343	103553	111202
24	2.00	130	45.0	18.0	14.0	4	22.00	103344	103555	111203
25	1.00	120	30.0	18.0	14.0	4	24.00		103559	
25	1.50	120	30.0	18.0	14.0	4	23.50		103560	
25	2.00	120	30.0	18.0	14.0	4	23.00		103561	
26	1.00	120	30.0	18.0	14.0	4	25.00		103562	
26	1.50	120	30.0	18.0	14.0	4	24.50	103346	103563	111207
26	2.00	120	30.0	18.0	14.0	4	24.00		103564	
27	1.00	127	30.0	20.0	16.0	4	26.00		103565	
27	1.50	127	30.0	20.0	16.0	4	25.50		103566	
27	2.00	135	45.0	20.0	16.0	4	25.00	* 103351	* 103567	* 111210
28	1.00	127	30.0	20.0	16.0	4	27.00		103570	
28	1.50	127	30.0	20.0	16.0	4	26.50		103571	
30	1.50	127	32.0	20.0	16.0	4	28.50	103355	103575	111214
30	2.00	127	32.0	20.0	16.0	4	28.00	103356	103577	111215

MORE PERSONAL.
MORE ACCURATE.
MORE COMPLETE.
MORE **YOU.**


























DCSWISS.COM

		N					Z	
Caractéristiques Caratteristiche				 V	 R40 V	 	 V	 VS
					 	  		
Genre de trou Tipo di foro								
		N310-3	N320-3 N320-4	N320V-4	N360-3 N360V-3	N1110 -1-2-3-S	Z320V-3 Z320V-4	Z320VS-4
DIN longue DIN lungo	DIN 371	114	114	114	116		118	118
ISO courte ISO corto	ISO 529					128		
Tolérance Tolleranza	UNC 2B	114	114	114	116	128	118	118
Tolérance Tolleranza	UNC 3B							
Tolérance Tolleranza	UNC(J) 3B		114		116			
		N410-3	N420-4	N420V-4	N460-3 N460V-3	N1210 -1-2-3-S	Z420V-4	Z420VS-4
DIN longue DIN lungo	DIN 376	115	115	115	117		118	118
ISO courte ISO corto	ISO 529					129		
Tolérance Tolleranza	UNC 2B	115	115	115	117	129	118	118
Tolérance Tolleranza	UNC 3B							
Tolérance Tolleranza	UNC(J) 3B							

Z		H		S		SA		
								
								
								
								
Z360V-3 Z362V-3	Z370VS-3	H320-4	H350-3	S320VS-4	S360VS-3	SA320-4	SA350-3	SA390-3
119	120	121	121	122	123	124	124	125
119	120	121	121	122	123	124	124	
	120			122		124	124	125
Z462V-3	Z470VS-3	H420-4	H450-3	S420VS-4	S460VS-3	SA420-4	SA450-3	
119	120	121	121	122	123	125	125	
119	120	121	121	122	123	125	125	

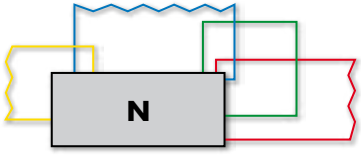








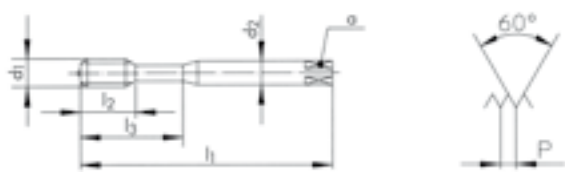










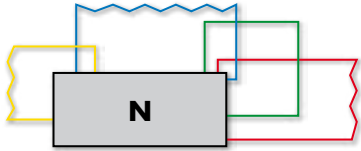









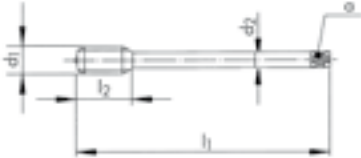






	TL		RTS		FS	FPS	FAS
Caractéristiques Caratteristiche	 VS	 VS	 VS	 VS	 VS	 VS	 VS
							
Genre de trou Tipo di foro							
	TL320VS-4	TL351VS-3	RTS320VS-4	RTS362VS-3	FS380VS-3	FPS381VS-3	FAS381VS-3
DIN longue DIN lungo	DIN 371	124	124	126	126		
DIN longue DIN lungo	~ DIN 2184-1					127	127
Tolérance Tolleranza	UNC 2B	124	124	126	126	127	127
Tolérance Tolleranza	UNC 3B						
Tolérance Tolleranza	UNC(J) 3B	124	124				
			RTS420VS-4	RTS462VS-3			
DIN longue DIN lungo	DIN 376		126	126			
DIN longue DIN lungo	~ DIN 2184-1						
Tolérance Tolleranza	UNC 2B		126	126			
Tolérance Tolleranza	UNC 3B						
Tolérance Tolleranza	UNC(J) 3B						

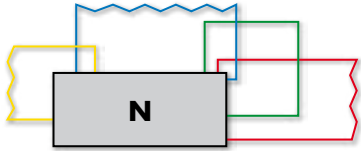









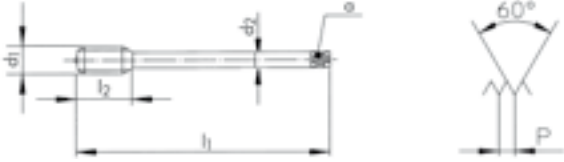






aero

THREADING TOOLS FOR AEROSPACE MATERIALS



										N310-3	N320-4	N320V-4	
													
N310-3													
N320-4													
N320V-4	 												
													
													
Ø" d ₁ UNC	P TPI	d ₁ mm	l ₁ mm	l ₂ mm	l ₃ mm	d ₂ mm	a mm			ID	ID	ID	
*2	56	2.18	45	9.0		2.8	2.1	2	1.75		101469	143690	
*3	48	2.51	50	10.0		2.8	2.1	2	2.00		101470		
4	40	2.84	56	12.0	18	3.5	2.7	3	2.25	101450	101511	142738	
5	40	3.17	56	12.0	18	3.5	2.7	3	2.55		101512		
6	32	3.50	56	13.0	20	4.0	3.0	3	2.75	101451	101514	144402	
8	32	4.16	63	14.0	21	4.5	3.4	3	3.40	101452	101515	142739	
10	24	4.82	70	15.0	25	6.0	4.9	3	3.80	101449	101508	142740	
12	24	5.48	80	17.0	30	6.0	4.9	3	4.40		101509		
1/4	20	6.35	80	17.0	30	7.0	5.5	3	5.10	101448	101507	142741	
													
Ø" d ₁ UNC	P TPI	d ₁ mm	l ₁ mm	l ₂ mm	l ₃ mm	d ₂ mm	a mm			ID			
4	40	2.84	56	12.0	18	3.5	2.7	3	2.30		145656		
6	32	3.50	56	13.0	20	4.0	3.0	3	2.80		155317		
8	32	4.16	63	14.0	21	4.5	3.4	3	3.45		155319		
* N320-3													

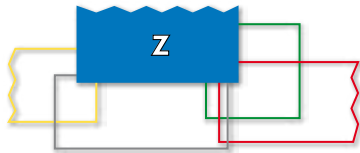
										N410-3	N420-4	N420V-4	
										N410-3			
N420-4													
N420V-4	 V												
 													
										2B	2B	2B	
$\varnothing'' d_1$ UNC	P TPI	d_1 mm	l_1 mm	l_2 mm	d_2 mm	a mm				ID	ID	ID	
5/16	18	7.93	90	20.0	6.0	4.9	3	6.50		101997	102213	142742	
3/8	16	9.52	100	22.0	7.0	5.5	3	8.00		101996	102212	142743	
7/16	14	11.11	100	19.0	8.0	6.2	3	9.30			102215	142744	
1/2	13	12.70	110	24.0	9.0	7.0	3	10.80		101993	102208	142745	
9/16	12	14.28	110	28.0	11.0	9.0	3	12.20			102217		
5/8	11	15.87	110	30.0	12.0	9.0	3	13.60		101998	102214	142746	
3/4	10	19.05	125	33.0	14.0	11.0	3	16.60		101995	102211	142747	
7/8	9	22.22	140	36.0	18.0	14.5	3	19.50			102216	142748	
1	8	25.40	160	39.0	18.0	14.5	4	22.30		101994	102209	142749	
1 1/8	7	28.57	180	45.0	22.0	18.0	4	25.00			102205		
1 1/4	7	31.75	180	45.0	22.0	18.0	4	28.20		* 101991	102204		
1 1/2	6	38.10	200	55.0	32.0	24.0	4	34.00		* 101990	102203		
1 3/4	5	44.45	220	59.0	36.0	29.0	4	39.50		* 101992	102206		
2	4.5	50.80	250	67.0	40.0	32.0	4	45.30			102210		

										N460-3	N460V-3						
										 							
<p>N460-3</p>   										 				 			
										 				 			
\varnothing " d_1	P	d_1	l_1	l_2	d_2	a				ID	ID						
UNC	TPI	mm	mm	mm	mm	mm											
7/16	14	11.11	100	14.0	8.0	6.2	3	9.30		102424	105135						
1/2	13	12.70	110	14.0	9.0	7.0	3	10.80		102420	102497						
9/16	12	14.28	110	14.0	11.0	9.0	3	12.20		102426	102502						
5/8	11	15.87	110	18.0	12.0	9.0	3	13.60		102423	102500						
3/4	10	19.05	125	21.0	14.0	11.0	3	16.60		102422	102499						
7/8	9	22.22	140	24.0	18.0	14.5	4	19.50		102425	102501						
1	8	25.40	160	27.0	18.0	14.5	4	22.30		102421	102498						
1 1/8	7	28.57	180	30.0	22.0	18.0	4	25.00		102418	102495						
1 1/4	7	31.75	180	30.0	22.0	18.0	4	28.20		102417	102494						
1 1/2	6	38.10	200	40.0	32.0	24.0	5	34.00		102416	102493						
1 3/4	5	44.45	220	44.0	36.0	29.0	5	39.50			128062						
2	4.5	50.80	250	52.0	40.0	32.0	5	45.30			128084						

										Z320V-4	Z320VS-4	Z420V-4	Z420VS-4
										Z320V-4		V	21 22 23 41 42 51
Z320VS-4		VS	21 22 23 24 51 61										
Z420V-4		V	21 22 23 41 42 51										
Z420VS-4		VS	21 22 23 24 51 61										
										2B	2B	2B	2B
\varnothing d ₁ UNC	P TPI	d ₁ mm	l ₁ mm	l ₂ mm	l ₃ mm	d ₂ mm	a mm			ID	ID	ID	ID
*2	56	2.18	45	9.0		2.8	2.1	2	1.75	142750			
4	40	2.84	56	12.0	18	3.5	2.7	3	2.25	142751			
6	32	3.50	56	13.0	20	4.0	3.0	3	2.75	142752	111560		
8	32	4.16	63	14.0	21	4.5	3.4	3	3.40	142753	111561		
10	24	4.82	70	15.0	25	6.0	4.9	3	3.80	142754	111562		
1/4	20	6.35	80	17.0	30	7.0	5.5	3	5.10	142755	111563		
5/16	18	7.93	90	20.0	35	8.0	6.2	3	6.50	142756	111564		
3/8	16	9.52	100	22.0	39	10.0	8.0	3	8.00	142757	111565		
1/2	13	12.70	110	24.0		9.0	7.0	3	10.80			142758	111566
5/8	11	15.87	110	30.0		12.0	9.0	3	13.60			142759	111567
3/4	10	19.05	125	33.0		14.0	11.0	4	16.60			142760	111568
7/8	9	22.22	140	36.0		18.0	14.5	4	19.50			142761	
1	8	25.40	160	39.0		18.0	14.5	4	22.30			142762	

* Z320V-3





Z362V-3

Z362VS-3

Z462V-3



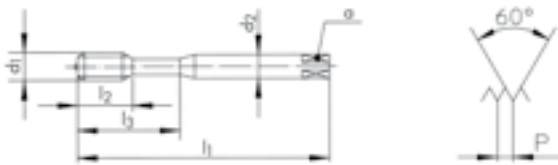
Z362V-3



Z362VS-3



Z462V-3

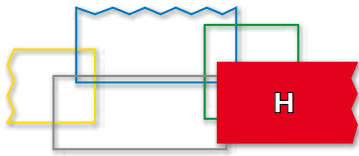


Ø" d ₁ UNC	P TPI	d ₁ mm	l ₁ mm	l ₂ mm	l ₃ mm	d ₂ mm	a mm		
*2	56	2.18	45	8.0		2.8	2.1	2	1.75
*4	40	2.84	56	5.5	18	3.5	2.7	3	2.25
6	32	3.50	56	6.5	20	4.0	3.0	3	2.75
8	32	4.16	63	7.5	21	4.5	3.4	3	3.40
10	24	4.82	70	9.0	25	6.0	4.9	3	3.80
1/4	20	6.35	80	11.0	30	7.0	5.5	3	5.10
5/16	18	7.93	90	12.5	35	8.0	6.2	3	6.50
3/8	16	9.52	100	14.0	39	10.0	8.0	3	8.00
7/16	14	11.11	100	14.0		8.0	6.2	3	9.30
1/2	13	12.70	110	14.0		9.0	7.0	3	10.80
5/8	11	15.87	110	18.0		12.0	9.0	3	13.60
3/4	10	19.05	125	21.0		14.0	11.0	3	16.60
7/8	9	22.22	140	24.0		18.0	14.5	3	19.50
1	8	25.40	160	27.0		18.0	14.5	4	22.30

ID	ID	ID
104695		
104697		
104699	* 111543	
104700	* 111544	
104694		
104693		
104698		
104696	* 111548	
		104757
		104753
		104756
		104755
		104758
		104754

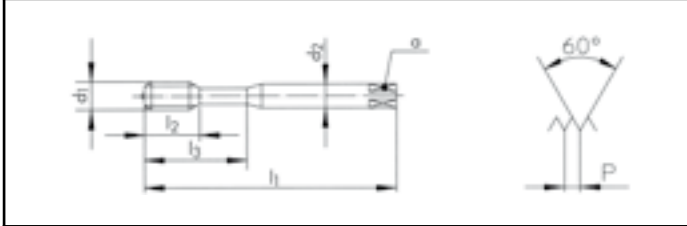
* Z360V-3

										Z370VS-3	Z470VS-3		
<p>Z370VS-3</p>													
<p>Z470VS-3</p>													
Ø" d ₁ UNC	P TPI	d ₁ mm	l ₁ mm	l ₂ mm	l ₃ mm	d ₂ h ₆ mm	a mm			ID	ID		
6	32	3.50	56	6.5	20	4.0(h9)	3.0	3	2.75	166123			
8	32	4.16	63	7.5	21	4.5(h9)	3.4	3	3.40	166124			
10	24	4.82	70	9.0	25	6.0	4.9	3	3.80	166125			
1/4	20	6.35	80	11.0	30	*6.0	*4.9	3	5.10	166126			
5/16	18	7.93	90	12.5	35	8.0	6.2	3	6.50	166127			
3/8	16	9.52	100	14.0	39	10.0	8.0	3	8.00	166128			
7/16	14	11.11	100	14.0		8.0	6.2	3	9.30		166129		
1/2	13	12.70	110	14.0		*10.0	*8.0	4	10.80		166130		
5/8	11	15.87	110	18.0		12.0	9.0	4	13.60		166131		
3/4	10	19.05	125	21.0		14.0	11.0	4	16.60		166132		
1	8	25.40	160	27.0		16.0	12.0	4	22.30		175703		
* Norme DC / * DC Norm / * Norma DC													
Ø" d ₁ UNC	P TPI	d ₁ mm	l ₁ mm	l ₂ mm	l ₃ mm	d ₂ h ₆ mm	a mm			ID			
4	40	2.84	56	5.5	18	3.5(h9)	2.7	3	2.30	165114			
6	32	3.50	56	6.5	20	4.0(h9)	3.0	3	2.80	165115			
8	32	4.16	63	7.5	21	4.5(h9)	3.4	3	3.45	165116			
1/4	20	6.35	80	11.0	30	*6.0	*4.9	3	5.20	165117			
5/16	18	7.93	90	12.5	35	8.0	6.2	3	6.70	165118			
* Norme DC / * DC Norm / * Norma DC													



H320-4		
H420-4		
H350-3		
H450-3		

H320-4	H420-4	H350-3	H450-3



2B	2B	2B	2B

Ø" d ₁ UNC	P TPI	d ₁ mm	l ₁ mm	l ₂ mm	l ₃ mm	d ₂ mm	α mm		
2	56	2.18	45	8.0		2.8	2.1	2	1.75
4	40	2.84	56	10.0	18	3.5	2.7	3	2.25
6	32	3.50	56	13.0	20	4.0	3.0	3	2.75
8	32	4.16	63	14.0	21	4.5	3.4	3	3.40
10	24	4.82	70	15.0	25	6.0	4.9	3	3.80
1/4	20	6.35	80	17.0	30	7.0	5.5	3	5.10
5/16	18	7.93	90	20.0	35	8.0	6.2	3	6.50
3/8	16	9.52	100	22.0	39	10.0	8.0	3	8.00
1/2	13	12.70	110	24.0		9.0	7.0	4	10.80

ID	ID
101221	
101223	
101225	
101226	
101220	
101219	
101224	
101222	
	101290

Ø" d ₁ UNC	P TPI	d ₁ mm	l ₁ mm	l ₂ mm	l ₃ mm	d ₂ mm	α mm		
2	56	2.18	45	8.0		2.8	2.1	2	1.75
4	40	2.84	56	5.5	18	3.5	2.7	3	2.25
6	32	3.50	56	6.5	20	4.0	3.0	3	2.75
8	32	4.16	63	7.5	21	4.5	3.4	3	3.40
10	24	4.82	70	9.0	25	6.0	4.9	3	3.80
1/4	20	6.35	80	11.0	30	7.0	5.5	3	5.10
5/16	18	7.93	90	12.5	35	8.0	6.2	3	6.50
3/8	16	9.52	100	14.0	39	10.0	8.0	3	8.00
7/16	14	11.11	100	14.0		8.0	6.2	3	9.30
1/2	13	12.70	110	14.0		9.0	7.0	4	10.80
5/8	11	15.87	110	18.0		12.0	9.0	4	13.60
3/4	10	19.05	125	21.0		14.0	11.0	4	16.60
1	8	25.40	160	27.0		18.0	14.5	4	22.30

ID	ID
	101258
	101260
	101262
	101263
	101257
	101256
	101261
	101259
	101330
	101326
	101329
	101328
	101327

										S320VS-4	S420VS-4		
S320VS-4		VS											
S420VS-4		VS											
										2B	2B		
\varnothing d ₁ UNC	P TPI	d ₁ mm	l ₁ mm	l ₂ mm	l ₃ mm	d ₂ mm	a mm			ID	ID		
6	32	3.50	56	13.0	20	4.0	3.0	3	2.75	111587			
8	32	4.16	63	14.0	21	4.5	3.4	3	3.40	111588			
10	24	4.82	70	15.0	25	6.0	4.9	3	3.80	* 111589			
1/4	20	6.35	80	17.0	30	7.0	5.5	3	5.10	111590			
5/16	18	7.93	90	20.0	35	8.0	6.2	3	6.50	111591			
3/8	16	9.52	100	22.0	39	10.0	8.0	3	8.00	111592			
1/2	13	12.70	110	24.0		9.0	7.0	4	10.80		111593		
5/8	11	15.87	110	30.0		12.0	9.0	4	13.60		111594		
3/4	10	19.05	125	33.0		14.0	11.0	4	16.60		111595		
										3B UNC(J)			
\varnothing d ₁ UNC	P TPI	d ₁ mm	l ₁ mm	l ₂ mm	l ₃ mm	d ₂ mm	a mm			ID			
4	40	2.84	56	12.0	18	3.5	2.7	3	2.30	165314			
6	32	3.50	56	13.0	20	4.0	3.0	3	2.80	165315			
8	32	4.16	63	14.0	21	4.5	3.4	3	3.45	165316			
1/4	20	6.35	80	17.0	30	7.0	5.5	3	5.20	165317			
5/16	18	7.93	90	20.0	35	8.0	6.2	3	6.70	* 143761			

											S360VS-3	S460VS-3		
											<div style="display: flex; justify-content: space-between;"> <div style="width: 45%;"> <p>S360VS-3</p> <p>S460VS-3</p> </div> <div style="width: 50%; text-align: center;"> </div> </div>			
											2B	2B		
\varnothing d ₁ UNC	P TPI	d ₁ mm	l ₁ mm	l ₂ mm	l ₃ mm	d ₂ mm	a mm				ID	ID		
6	32	3.50	56	6.5	20	4.0	3.0	3	2.75		111530			
8	32	4.16	63	7.5	21	4.5	3.4	3	3.40		111531			
10	24	4.82	70	9.0	25	6.0	4.9	3	3.80		* 111532			
1/4	20	6.35	80	11.0	30	7.0	5.5	3	5.10		111533			
5/16	18	7.93	90	12.5	35	8.0	6.2	3	6.50		111534			
3/8	16	9.52	100	14.0	39	10.0	8.0	3	8.00		111535			
1/2	13	12.70	110	14.0		9.0	7.0	4	10.80			111537		
3/4	10	19.05	125	21.0		14.0	11.0	4	16.60			* 111539		

aero

										SA320-4	SA350-3	TL320VS-4	TL351VS-3
<div style="display: flex; justify-content: space-between;"> <div style="width: 45%;"> <p>SA320-4 52 53</p> <p>SA350-3 52 53</p> <p>TL320VS-4 VS 41 42</p> <p>TL351VS-3 VS 41 42</p> </div> <div style="width: 45%; text-align: center;"> </div> </div>													
										<div style="display: flex; justify-content: space-around;"> <div style="border: 1px solid black; padding: 5px;">2B</div> <div style="border: 1px solid black; padding: 5px;">2B</div> <div style="border: 1px solid black; padding: 5px;">2B</div> <div style="border: 1px solid black; padding: 5px;">2B</div> </div>			
\varnothing " d ₁ UNC	P TPI	d ₁ mm	l ₁ mm	l ₂ mm	l ₃ mm	d ₂ mm	a mm			ID	ID	ID	ID
4	40	2.84	56	12.0		3.5	2.7	3	2.25	147271	149003		152018
5	40	3.17	56	12.0		3.5	2.7	3	2.55	* 149031	* 149033	* 152023	* 152024
6	32	3.50	56	13.0		4.0	3.0	3	2.75	149055	149057	* 152027	152028
8	32	4.16	63	14.0		4.5	3.4	3	3.40	149093	149095	* 152036	152037
10	24	4.82	70	15.0		6.0	4.9	3	3.80	149125	* 149127	* 152042	* 152043
1/4	20	6.35	80	15.0	23	7.0	5.5	3	5.10	149222	149224	* 152062	127972
5/16	18	7.93	90	18.0	29	8.0	6.2	3	6.50	149269	149271		152068
3/8	16	9.52	100	20.0	33	10.0	8.0	3	8.00	149346	149348	* 152084	152085
										<div style="display: flex; justify-content: space-around;"> <div style="border: 1px solid black; padding: 5px;">3B UNC(J)</div> <div style="border: 1px solid black; padding: 5px;">3B UNC(J)</div> <div style="border: 1px solid black; padding: 5px;">3B UNC(J)</div> <div style="border: 1px solid black; padding: 5px;">3B UNC(J)</div> </div>			
\varnothing " d ₁ UNC	P TPI	d ₁ mm	l ₁ mm	l ₂ mm	l ₃ mm	d ₂ mm	a mm			ID	ID	ID	ID
4	40	2.84	56	12.0		3.5	2.7	3	2.30	149005	149007	* 148804	150194
6	32	3.50	56	13.0		4.0	3.0	3	2.80	149059	149061	* 152029	150210
8	32	4.16	63	14.0		4.5	3.4	3	3.45	149097	149099	* 152038	152039
10	24	4.82	70	15.0		6.0	4.9	3	3.90	* 149129	* 149131		* 152045
1/4	20	6.35	80	15.0	23	7.0	5.5	3	5.20	149226	149228	* 152063	152064
5/16	18	7.93	90	18.0	29	8.0	6.2	3	6.70	149273	149275	* 152069	152070
3/8	16	9.52	100	20.0	33	10.0	8.0	3	8.10	149350	149352	* 152086	152087

aero

SA420-4

SA450-3

SA390-3

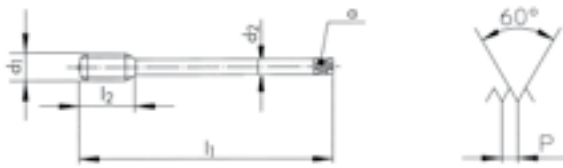
SA420-4



SA450-3



SA390-3



$\varnothing'' d_1$ UNC	P TPI	d_1 mm	l_1 mm	l_2 mm	d_2 mm	a mm		
7/16	14	11.11	100	22.0	8.0	6.2	3	9.30
1/2	13	12.70	110	24.0	9.0	7.0	4	10.80
5/8	11	15.87	110	30.0	12.0	9.0	4	13.60
3/4	10	19.05	125	33.0	14.0	11.0	4	16.60

ID

ID

* 152246

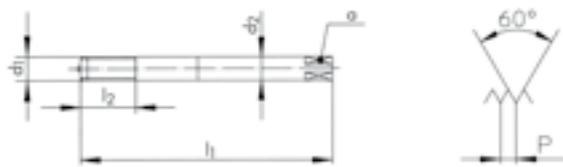
152247

152252

152249

152254

* 152250



$\varnothing'' d_1$ UNC	P TPI	d_1 mm	l_1 mm	l_2 mm	d_2 mm	a mm		
4	40	2.84	56	12.0	3.5	2.7	3	2.30
6	32	3.50	56	13.0	4.0	3.0	3	2.80
8	32	4.16	63	14.0	4.5	3.4	3	3.45
10	24	4.82	70	15.0	6.0	4.9	3	3.90
1/4	20	6.35	80	20.0	7.0	5.5	3	5.20
5/16	18	7.93	90	25.0	8.0	6.2	3	6.70
3/8	16	9.52	100	30.0	10.0	8.0	3	8.10

3B
UNC(J)

ID

149652

149666

149677

149685

149713

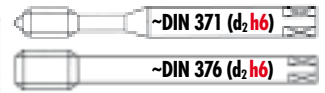
149726

149747




Uniquement pour taraudage synchrone
Nur für Synchrobearbeitung
Only for rigid tapping
Solo per maschiatura sincrona
Solo para roscado sincronizado

PM



RTS Rigid Tapping Synchro


RTS320VS-4



RTS420VS-4



RTS362VS-3



RTS462VS-3

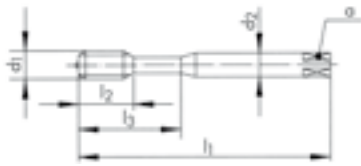


RTS320VS-4

RTS420VS-4

RTS362VS-3

RTS462VS-3



Ø" d ₁ UNC	P TPI	d ₁ mm	l ₁ mm	l ₂ mm	l ₃ mm	d ₂ h6 mm	α mm		
6	32	3.50	56	6.5	20	4.0(h9)	3.0	3	2.75
8	32	4.16	63	7.5	21	4.5(h9)	3.4	3	3.40
10	24	4.82	70	9.0	25	6.0	4.9	3	3.80
1/4	20	6.35	80	11.0	30	*6.0	*4.9	3	5.10
5/16	18	7.93	90	12.5	35	8.0	6.2	3	6.50
3/8	16	9.52	100	14.0	39	10.0	8.0	3	8.00
1/2	13	12.70	110	14.0		*10.0	*8.0	3	10.80

ID

ID

ID

ID

157395

157402

157396

157403

157397

157404

157398

157405

157399

157406

157400

157407

157401

157408

* Norme DC / * DC Norm / * Norma DC



sur demande
auf Anfrage
on request
su richiesta
sobre pedido

FS FPS FAS FORMING

FS380VS-3 **VS**

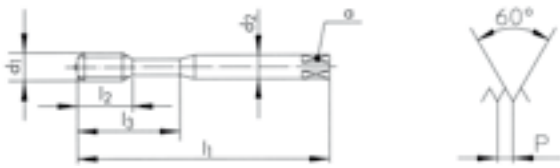
11	12	13	14
15	21	22	23
24	41	51	81
63	71	72	73

FPS381VS-3 **VS**

11	12	13	14	15
21	24	63		

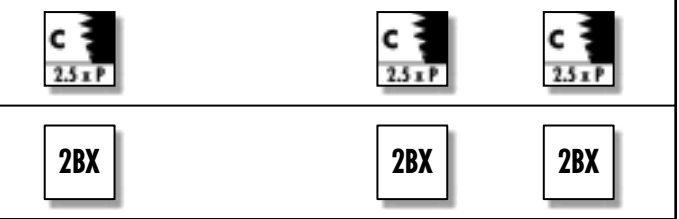
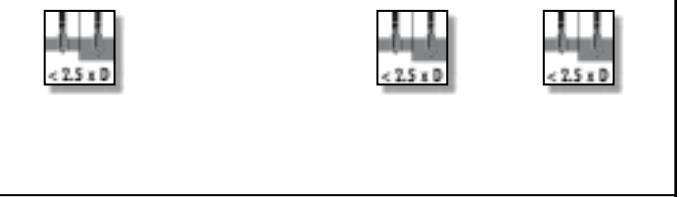
FAS381VS-3 **VS**

12	13	14	15	21	22
23	24	41	51	81	63



$\varnothing'' d_1$ UNC	P TPI	d_1 mm	l_1 mm	l_2 mm	l_3 mm	d_2 mm	α mm	2BX Tol. → ←
2	56	2.18	45	9.0		2.8	2.1	1.95 + 0.02
4	40	2.84	56	12.0	18	3.5	2.7	2.55 + 0.03
6	32	3.50	56	13.0	20	4.0	3.0	3.15 + 0.03
8	32	4.16	63	14.0	21	4.5	3.4	3.80 + 0.03
10	24	4.82	70	15.0	25	6.0	4.9	4.35 + 0.05
1/4	20	6.35	80	17.0	30	7.0	5.5	5.75 + 0.05
5/16	18	7.93	90	20.0	35	8.0	6.2	7.30 + 0.05

FS380VS-3		FPS381VS-3	FAS381VS-3
-----------	--	------------	------------



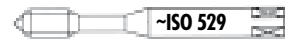
ID	ID	ID
157285		
	170063	170065
	166713	166725
	166714	166726
	166715	166727
	166716	166728
	* 166717	* 166729

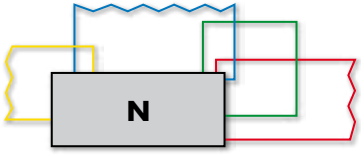





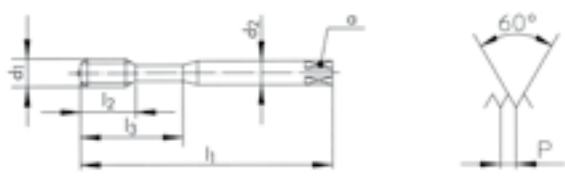






UNC

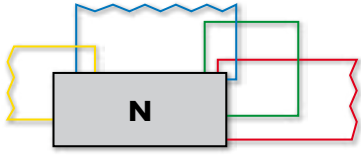
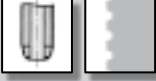














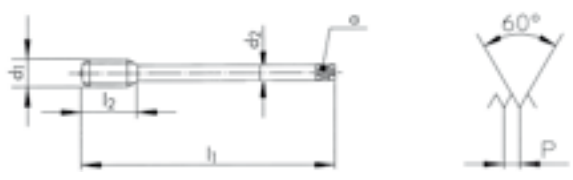







UNC ANSI B1.1

≤ Ø 2.8 > Ø 2.8

PM **HSS**




										N1110-1	N1110-2	N1110-3	N1110-S
										<p>N1110-1 </p> <p>N1110-2 </p> <p>N1110-3  </p> <p>N1110-S </p>			
													
													
													
Ø" d ₁ UNC	P TPI	d ₁ mm	l ₁ mm	l ₂ mm	l ₃ mm	d ₂ mm	a mm			ID	ID	ID	ID
2	56	2.18	45	9.5		2.80	2.10	3	1.75	102799	102885	102998	111067
3	48	2.51	45	9.5		2.80	2.10	3	2.00	* 102800	* 102886	* 102999	* 111068
4	40	2.84	48	11.0	18	3.15	2.50	3	2.25	102802	102888	103001	111070
5	40	3.17	48	11.0	18	3.15	2.50	3	2.55			103002	
6	32	3.50	50	13.0	20	3.55	2.80	3	2.75	102805	102891	103004	111073
8	32	4.16	53	13.0	21	4.50	3.55	3	3.40	102806	102892	103005	111074
10	24	4.82	58	16.0	25	5.00	4.00	3	3.80	102797	102883	102996	111065
1/4	20	6.35	66	19.0	30	6.30	5.00	3	5.10	102796	102882	102995	111064
5/16	18	7.93	72	22.0	35	8.00	6.30	3	6.50	102804	102890	103003	111072
3/8	16	9.52	80	24.0	39	10.00	8.00	3	8.00	102801	102887	103000	111069

										N1210-1	N1210-2	N1210-3	N1210-S	
										N1210-1			N1210-3	
N1210-2														
N1210-3														
N1210-S														
														
														
$\varnothing'' d_1$ UNC	P TPI	d_1 mm	l_1 mm	l_2 mm	d_2 mm	a mm			ϵ	ID	ID	ID	ID	
7/16	14	11.11	85	22.0	8.0	6.3	3	9.30		103392	103466	103606	111236	
1/2	13	12.70	89	24.0	9.0	7.1	3	10.80		103387	103461	103601	111229	
5/8	11	15.87	102	32.0	12.5	10.0	3	13.60		103391	103465	103605	111235	
3/4	10	19.05	112	33.0	14.0	11.2	3	16.60		103390	103464	103604	111234	
1	8	25.40	130	45.0	18.0	14.0	4	22.30		103388	103462	103602	111230	

UNF, UNEF, Répertoire - Tarauds à machine et à main ANSI B1.1

UNS, UN Rubrica - Maschi a macchina e a mano ANSI B1.1





















		N						
Caractéristiques Caratteristiche				 V	 R40	 R40 V	 	
							 	
Genre de trou Tipo di foro								
		N310-3	N320-3 N320-4	N320V-4	N360-3	N360V-3	N1110 -1-3-S	N1120-4
DIN longue DIN lungo	DIN 371	134	134	134	136	136		
ISO courte ISO corto	ISO 529						148	150
Tolérance Tolleranza	UNF 2B	134	134	134	136	136	148	
Tolérance Tolleranza	UNJF 3B							
Tolérance Tolleranza	UNF(J) 3B		134		136			
Tolérance Tolleranza	UNEF 2B						150	150
Tolérance Tolleranza	UNS 2B							
Tolérance Tolleranza	UN 2B							
		N410-3	N420-4	N420V-4	N460-3	N460V-3	N1210 -1-3-S	N1220-4
DIN longue DIN lungo	DIN 374	135/151	135	135	137	137		
ISO courte ISO corto	ISO 529						149	150
Tolérance Tolleranza	UNF 2B	135	135	135	137	137	149	
Tolérance Tolleranza	UNJF 3B							
Tolérance Tolleranza	UNF(J) 3B		135		137			
Tolérance Tolleranza	UNEF 2B						150	150
Tolérance Tolleranza	UNS 2B	151			151	151		
Tolérance Tolleranza	UN 2B				151	151		

UNF, UNJF

Répertoire - Tardauds à machine ANSI B.1 / ASME B1.15
 Rubrica - Maschi a macchina ANSI B1.1 / ASME B1.15

Z			H		S		SA	
								
V	V	VS			VS	VS		
								
								
Z320V-4	Z360V-3	Z370VS-3	H320-4	H350-3	S320VS-4	S360VS-3	SA320-4	SA320-4
138	138	139	140	141	142	142	143	145
138	138	139	140	141		142	143	145
		139			142	142	143	
Z420V-4	Z460V-3	Z470VS-3	H420-4	H450-3	S420VS-4	S460VS-3	SA420-4	
138	138	139	140	141	142	142	144	
138	138	139	140	141		142	144	
					142	142	144	

UNF, UNJF, UNS, UN

		SA		TL		RTS		
Caractéristiques Caratteristiche								
								
Genre de trou Tipo di foro								
		SA350-3	SA390-3	TL320VS-4	TL351VS-3	RTS320VS-4	RTS362VS-3	
DIN longue DIN lungo	DIN 371	143	145	143	143	146	146	
DIN longue DIN lungo	~ DIN 2184-1							
Tolérance Tolleranza	UNF 2B	143		143	143	146	146	
Tolérance Tolleranza	UNF(J) 3B	143	145	143	143			
Tolérance Tolleranza	UNEF 2B							
Tolérance Tolleranza	UNS 2B							
Tolérance Tolleranza	UN 2B							
		SA450-3		TL420VS-4	TL451VS-3	RTS420VS-4	RTS462VS-3	
DIN longue DIN lungo	DIN 374	144		144	144	146	146	
DIN longue DIN lungo	~ DIN 2184-1							
Tolérance Tolleranza	UNF 2B	144			144	146	146	
Tolérance Tolleranza	UNF(J) 3B	144		144	144			
Tolérance Tolleranza	UNEF 2B							
Tolérance Tolleranza	UNS 2B							
Tolérance Tolleranza	UN 2B							

UNF ANSI B1.1

≤ Ø 2.8 > Ø 2.8

PM **HSSE**



										N310-3	N320-3	N320-4	N320V-4
N310-3													
N320-3													
N320-4													
N320V-4	V												
Ø" d ₁ UNF	P TPI	d ₁ mm	l ₁ mm	l ₂ mm	l ₃ mm	d ₂ mm	a mm			ID	ID	ID	ID
0	80	1.52	40	7.0		2.5	2.1	2	1.20		101475		
1	72	1.85	40	8.0		2.5	2.1	2	1.50		* 101476		
2	64	2.18	45	9.0		2.8	2.1	2	1.80		101477		
4	48	2.84	56	12.0	18	3.5	2.7	3	2.35			128847	
5	44	3.17	56	12.0	18	3.5	2.7	3	2.60			142764	
6	40	3.50	56	13.0	20	4.0	3.0	3	2.90			101519	142765
8	36	4.16	63	14.0	21	4.5	3.4	3	3.50			101520	
10	32	4.82	70	15.0	25	6.0	4.9	3	4.05			101517	142766
12	28	5.48	80	17.0	30	6.0	4.9	3	4.60			101518	
1/4	28	6.35	80	17.0	30	7.0	5.5	3	5.50	101453		101516	142767
Ø" d ₁ UNF	P TPI	d ₁ mm	l ₁ mm	l ₂ mm	l ₃ mm	d ₂ mm	a mm			ID	ID	ID	ID
10	32	4.82	70	15.0	25	6.0	4.9	3	4.15			135506	
1/4	28	6.35	80	17.0	30	7.0	5.5	3	5.55			155323	

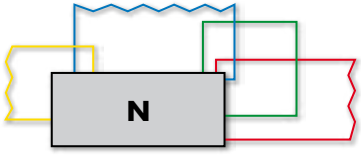







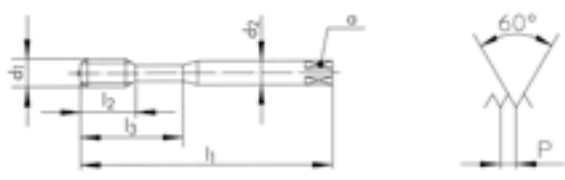









UNF ANSI B1.1

HSSE



									N410-3	N420-4	N420V-4	
N410-3												
N420-4												
N420V-4	V											
									2B	2B	2B	
$\varnothing'' d_1$ UNF	P TPI	d_1 mm	l_1 mm	l_2 mm	d_2 mm	a mm			ID	ID	ID	
5/16	24	7.93	90	20.0	6.0	4.9	3	6.90	102004	102223	142774	
3/8	24	9.52	100	22.0	7.0	5.5	3	8.50	102003	102222	142775	
7/16	20	11.11	100	19.0	8.0	6.2	3	9.80	102006	102225	142776	
1/2	20	12.70	100	24.0	9.0	7.0	3	11.40	102000	102219	142777	
9/16	18	14.28	100	24.0	11.0	9.0	3	12.90		102227		
5/8	18	15.87	100	26.0	12.0	9.0	3	14.50	102005	102224	142778	
3/4	16	19.05	125	33.0	14.0	11.0	4	17.50	102002	102221	142779	
7/8	14	22.22	140	36.0	18.0	14.5	4	20.40	* 102007	102226		
1	12	25.40	160	39.0	18.0	14.5	4	23.30		102220	142780	
1 1/8	12	28.57	180	39.0	22.0	18.0	4	26.50		142773		
1 1/4	12	31.75	180	39.0	22.0	18.0	4	29.70		102218		
1 3/8	12	34.92	200	36.0	28.0	22.0	4	32.80		105137		
1 1/2	12	38.10	200	41.0	32.0	24.0	4	36.00	* 110986	105138		
									3B UNF(J)			
$\varnothing'' d_1$ UNF	P TPI	d_1 mm	l_1 mm	l_2 mm	d_2 mm	a mm			ID			
5/16	24	7.93	90	20.0	6.0	4.9	3	7.00		155328		
3/8	24	9.52	100	22.0	7.0	5.5	3	8.60		155326		
7/16	20	11.11	100	19.0	8.0	6.2	3	10.00		155330		
1/2	20	12.70	100	24.0	9.0	7.0	3	11.55		155321		

UNF

										N360-3	N360V-3		
										 			
<p>N360-3</p>  													
<p>N360V-3</p>   													
										 			
										 			
$\varnothing'' d_1$ UNF	P TPI	d_1 mm	l_1 mm	l_2 mm	l_3 mm	d_2 mm	a mm			ID	ID		
6	40	3.50	56	6.5	20	4.0	3.0	3	2.90	101686			
8	36	4.16	63	7.5	21	4.5	3.4	3	3.50	* 101687	* 101733		
10	32	4.82	70	9.0	25	6.0	4.9	3	4.05	101682	101730		
12	28	5.48	80	11.0	30	6.0	4.9	3	4.60	101683			
1/4	28	6.35	80	11.0	30	7.0	5.5	3	5.50	101681	101729		
5/16	24	7.93	90	12.5	35	8.0	6.2	3	6.90	101685	101732		
3/8	24	9.52	100	14.0	39	10.0	8.0	3	8.50	101684	101731		
													
$\varnothing'' d_1$ UNF	P TPI	d_1 mm	l_1 mm	l_2 mm	l_3 mm	d_2 mm	a mm			ID			
10	32	4.82	70	9.0	25	6.0	4.9	3	4.15	155325			
1/4	28	6.35	80	11.0	30	7.0	5.5	3	5.55	155324			
5/16	24	7.93	90	12.5	35	8.0	6.2	3	7.00	155329			
3/8	24	9.52	100	14.0	39	10.0	8.0	3	8.60	155327			

UNF ANSI B1.1

HSSE



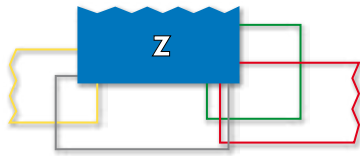
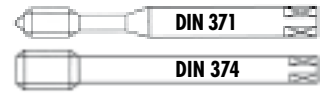
										N460-3	N460V-3						
N460-3 																	
N460V-3 																	
$\varnothing'' d_1$ UNF	P TPI	d_1 mm	l_1 mm	l_2 mm	d_2 mm	a mm				ID	ID						
7/16	20	11.11	100	14.0	8.0	6.2	3	9.80		102434	142781						
1/2	20	12.70	100	14.0	9.0	7.0	3	11.40		102430	102503						
9/16	18	14.28	100	14.0	11.0	9.0	3	12.90		102436	143422						
5/8	18	15.87	100	14.0	12.0	9.0	3	14.50		102433	143097						
3/4	16	19.05	125	18.0	14.0	11.0	4	17.50		102432	102505						
7/8	14	22.22	140	20.0	18.0	14.5	4	20.40		102435	144714						
1	12	25.40	160	27.0	18.0	14.5	4	23.30		102431	102504						
1 1/8	12	28.57	180	24.0	22.0	18.0	4	26.50		102429	144414						
1 1/4	12	31.75	180	24.0	22.0	18.0	4	29.70		102428	151709						
1 1/2	12	38.10	200	30.0	32.0	24.0	5	36.00		102427	148793						
$\varnothing'' d_1$ UNF	P TPI	d_1 mm	l_1 mm	l_2 mm	d_2 mm	a mm				ID							
7/16	20	11.11	100	14.0	8.0	6.2	3	10.00		155331							
1/2	20	12.70	100	14.0	9.0	7.0	3	11.55		155322							

UNF

UNF ANSI B1.1

Z .20 Z .60

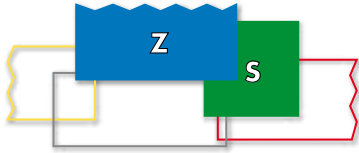
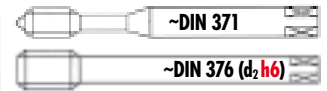
PM **HSSE**



										Z320V-4	Z420V-4	Z360V-3	Z460V-3																																																																																																																																																																																																																								
<p>Z320V-4 </p> <p>Z420V-4 </p> <p>Z360V-3 </p> <p>Z460V-3 </p>																																																																																																																																																																																																																																					
<table border="1"> <thead> <tr> <th>$\varnothing'' d_1$</th> <th>P</th> <th>d_1</th> <th>l_1</th> <th>l_2</th> <th>l_3</th> <th>d_2</th> <th>α</th> <th></th> <th></th> <th>ID</th> <th>ID</th> </tr> <tr> <th>UNF</th> <th>TPI</th> <th>mm</th> <th>mm</th> <th>mm</th> <th>mm</th> <th>mm</th> <th>mm</th> <th></th> <th></th> <th></th> <th></th> </tr> </thead> <tbody> <tr><td>10</td><td>32</td><td>4.82</td><td>70</td><td>15.0</td><td>25</td><td>6.0</td><td>4.9</td><td>3</td><td>4.05</td><td>142783</td><td></td></tr> <tr><td>1/4</td><td>28</td><td>6.35</td><td>80</td><td>17.0</td><td>30</td><td>7.0</td><td>5.5</td><td>3</td><td>5.50</td><td>142784</td><td></td></tr> <tr><td>5/16</td><td>24</td><td>7.93</td><td>90</td><td>20.0</td><td>35</td><td>8.0</td><td>6.2</td><td>3</td><td>6.90</td><td>142785</td><td></td></tr> <tr><td>3/8</td><td>24</td><td>9.52</td><td>100</td><td>22.0</td><td>39</td><td>10.0</td><td>8.0</td><td>3</td><td>8.50</td><td>142786</td><td></td></tr> <tr><td>7/16</td><td>20</td><td>11.11</td><td>100</td><td>19.0</td><td></td><td>8.0</td><td>6.2</td><td>3</td><td>9.80</td><td></td><td>142787</td></tr> <tr><td>1/2</td><td>20</td><td>12.70</td><td>100</td><td>24.0</td><td></td><td>9.0</td><td>7.0</td><td>3</td><td>11.40</td><td></td><td>142788</td></tr> </tbody> </table>										$\varnothing'' d_1$	P	d_1	l_1	l_2	l_3	d_2	α			ID	ID	UNF	TPI	mm	mm	mm	mm	mm	mm					10	32	4.82	70	15.0	25	6.0	4.9	3	4.05	142783		1/4	28	6.35	80	17.0	30	7.0	5.5	3	5.50	142784		5/16	24	7.93	90	20.0	35	8.0	6.2	3	6.90	142785		3/8	24	9.52	100	22.0	39	10.0	8.0	3	8.50	142786		7/16	20	11.11	100	19.0		8.0	6.2	3	9.80		142787	1/2	20	12.70	100	24.0		9.0	7.0	3	11.40		142788	<table border="1"> <thead> <tr> <th>$\varnothing'' d_1$</th> <th>P</th> <th>d_1</th> <th>l_1</th> <th>l_2</th> <th>l_3</th> <th>d_2</th> <th>α</th> <th></th> <th></th> <th>ID</th> <th>ID</th> </tr> <tr> <th>UNF</th> <th>TPI</th> <th>mm</th> <th>mm</th> <th>mm</th> <th>mm</th> <th>mm</th> <th>mm</th> <th></th> <th></th> <th></th> <th></th> </tr> </thead> <tbody> <tr><td>10</td><td>32</td><td>4.82</td><td>70</td><td>9.0</td><td>25</td><td>6.0</td><td>4.9</td><td>3</td><td>4.05</td><td>104680</td><td></td></tr> <tr><td>1/4</td><td>28</td><td>6.35</td><td>80</td><td>11.0</td><td>30</td><td>7.0</td><td>5.5</td><td>3</td><td>5.50</td><td>104679</td><td></td></tr> <tr><td>5/16</td><td>24</td><td>7.93</td><td>90</td><td>12.5</td><td>35</td><td>8.0</td><td>6.2</td><td>3</td><td>6.90</td><td>104682</td><td></td></tr> <tr><td>3/8</td><td>24</td><td>9.52</td><td>100</td><td>14.0</td><td>39</td><td>10.0</td><td>8.0</td><td>3</td><td>8.50</td><td>104681</td><td></td></tr> <tr><td>7/16</td><td>20</td><td>11.11</td><td>100</td><td>14.0</td><td></td><td>8.0</td><td>6.2</td><td>3</td><td>9.80</td><td></td><td>104741</td></tr> <tr><td>1/2</td><td>20</td><td>12.70</td><td>100</td><td>14.0</td><td></td><td>9.0</td><td>7.0</td><td>3</td><td>11.40</td><td></td><td>104738</td></tr> <tr><td>5/8</td><td>18</td><td>15.87</td><td>100</td><td>14.0</td><td></td><td>12.0</td><td>9.0</td><td>3</td><td>14.50</td><td></td><td>104740</td></tr> <tr><td>3/4</td><td>16</td><td>19.05</td><td>125</td><td>18.0</td><td></td><td>14.0</td><td>11.0</td><td>4</td><td>17.50</td><td></td><td>104739</td></tr> </tbody> </table>				$\varnothing'' d_1$	P	d_1	l_1	l_2	l_3	d_2	α			ID	ID	UNF	TPI	mm	mm	mm	mm	mm	mm					10	32	4.82	70	9.0	25	6.0	4.9	3	4.05	104680		1/4	28	6.35	80	11.0	30	7.0	5.5	3	5.50	104679		5/16	24	7.93	90	12.5	35	8.0	6.2	3	6.90	104682		3/8	24	9.52	100	14.0	39	10.0	8.0	3	8.50	104681		7/16	20	11.11	100	14.0		8.0	6.2	3	9.80		104741	1/2	20	12.70	100	14.0		9.0	7.0	3	11.40		104738	5/8	18	15.87	100	14.0		12.0	9.0	3	14.50		104740	3/4	16	19.05	125	18.0		14.0	11.0	4	17.50		104739
$\varnothing'' d_1$	P	d_1	l_1	l_2	l_3	d_2	α			ID	ID																																																																																																																																																																																																																										
UNF	TPI	mm	mm	mm	mm	mm	mm																																																																																																																																																																																																																														
10	32	4.82	70	15.0	25	6.0	4.9	3	4.05	142783																																																																																																																																																																																																																											
1/4	28	6.35	80	17.0	30	7.0	5.5	3	5.50	142784																																																																																																																																																																																																																											
5/16	24	7.93	90	20.0	35	8.0	6.2	3	6.90	142785																																																																																																																																																																																																																											
3/8	24	9.52	100	22.0	39	10.0	8.0	3	8.50	142786																																																																																																																																																																																																																											
7/16	20	11.11	100	19.0		8.0	6.2	3	9.80		142787																																																																																																																																																																																																																										
1/2	20	12.70	100	24.0		9.0	7.0	3	11.40		142788																																																																																																																																																																																																																										
$\varnothing'' d_1$	P	d_1	l_1	l_2	l_3	d_2	α			ID	ID																																																																																																																																																																																																																										
UNF	TPI	mm	mm	mm	mm	mm	mm																																																																																																																																																																																																																														
10	32	4.82	70	9.0	25	6.0	4.9	3	4.05	104680																																																																																																																																																																																																																											
1/4	28	6.35	80	11.0	30	7.0	5.5	3	5.50	104679																																																																																																																																																																																																																											
5/16	24	7.93	90	12.5	35	8.0	6.2	3	6.90	104682																																																																																																																																																																																																																											
3/8	24	9.52	100	14.0	39	10.0	8.0	3	8.50	104681																																																																																																																																																																																																																											
7/16	20	11.11	100	14.0		8.0	6.2	3	9.80		104741																																																																																																																																																																																																																										
1/2	20	12.70	100	14.0		9.0	7.0	3	11.40		104738																																																																																																																																																																																																																										
5/8	18	15.87	100	14.0		12.0	9.0	3	14.50		104740																																																																																																																																																																																																																										
3/4	16	19.05	125	18.0		14.0	11.0	4	17.50		104739																																																																																																																																																																																																																										

UNF ANSI B1.1

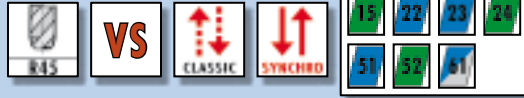
PM



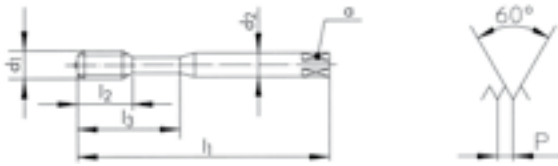
Z370VS-3

Z470VS-3

Z370VS-3



Z470VS-3



2BX

2BX

Ø" d ₁ UNF	P TPI	d ₁ mm	l ₁ mm	l ₂ mm	l ₃ mm	d ₂ h6 mm	α mm		
10	32	4.82	70	9.0	25	6.0	4.9	3	4.05
1/4	28	6.35	80	11.0	30	*6.0	*4.9	3	5.50
5/16	24	7.93	90	12.5	35	8.0	6.2	3	6.90
3/8	24	9.52	100	14.0	39	10.0	8.0	3	8.50
7/16	20	11.11	100	14.0		8.0	6.2	3	9.80
1/2	20	12.70	110	14.0		*10.0	*8.0	4	11.40

ID

ID

166136

166135

166134

166133

166138

166137

* Norme DC / * DC Norm / * Norma DC

3B
UNF(J)

Ø" d ₁ UNF	P TPI	d ₁ mm	l ₁ mm	l ₂ mm	l ₃ mm	d ₂ h6 mm	α mm		
10	32	4.82	70	9.0	25	6.0	4.9	3	4.15
1/4	28	6.35	80	11.0	30	*6.0	*4.9	3	5.55
5/16	24	7.93	90	12.5	35	8.0	6.2	3	7.00
3/8	24	9.52	100	14.0	39	10.0	8.0	3	8.60

ID

165121

165122

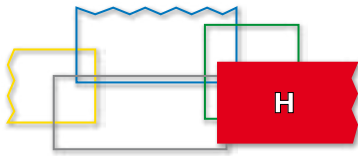
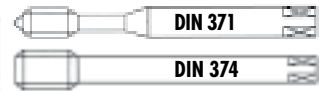
165123

165124

* Norme DC / * DC Norm / * Norma DC

UNF ANSI B1.1

PM

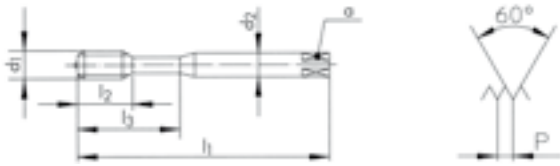


H320-4	H420-4		
--------	--------	--	--

H320-4



H420-4

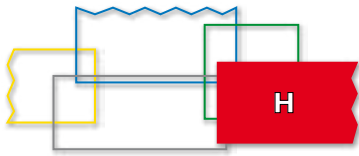
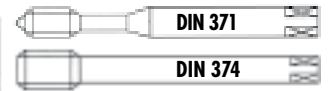


$\varnothing'' d_1$ UNF	P TPI	d_1 mm	l_1 mm	l_2 mm	l_3 mm	d_2 mm	a mm		
10	32	4.82	70	15.0	25	6.0	4.9	3	4.05
1/4	28	6.35	80	17.0	30	7.0	5.5	3	5.50
5/16	24	7.93	90	20.0	35	8.0	6.2	3	6.90
3/8	24	9.52	100	22.0	39	10.0	8.0	3	8.50
1/2	20	12.70	100	24.0		9.0	7.0	4	11.40

ID	ID
101228	
101227	
105139	
101229	
	101291

UNF ANSI B1.1

PM



H350-3

H450-3

H350-3



H450-3



Ø" d ₁ UNF	P TPI	d ₁ mm	l ₁ mm	l ₂ mm	l ₃ mm	d ₂ mm	a mm		
10	32	4.82	70	9.0	25	6.0	4.9	3	4.05
1/4	28	6.35	80	11.0	30	7.0	5.5	3	5.50
5/16	24	7.93	90	12.5	35	8.0	6.2	3	6.90
3/8	24	9.52	100	14.0	39	10.0	8.0	3	8.50
7/16	20	11.11	100	14.0		8.0	6.2	3	9.80
1/2	20	12.70	100	14.0		9.0	7.0	4	11.40
5/8	18	15.87	100	14.0		12.0	9.0	4	14.50
3/4	16	19.05	125	18.0		14.0	11.0	4	17.50

ID

ID

101265

101264

101267

101266

101334

101331

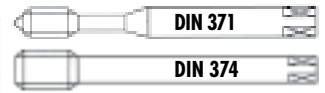
101333

101332

UNF

UNF ANSI B1.1

PM



										S320VS-4	S420VS-4	S360VS-3	S460VS-3
S320VS-4		VS											
S420VS-4		VS											
S360VS-3		VS											
S460VS-3		VS											
$\varnothing'' d_1$ UNF	P TPI	d_1 mm	l_1 mm	l_2 mm	l_3 mm	d_2 mm	a mm			ID	ID		
10	32	4.82	70	15.0	25	6.0	4.9	3	4.15	111814			
1/4	28	6.35	80	17.0	30	7.0	5.5	3	5.55	111813			
5/16	24	7.93	90	20.0	35	8.0	6.2	3	7.00	111816			
3/8	24	9.52	100	22.0	39	10.0	8.0	3	8.60	111818			
7/16	20	11.11	100	22.0		8.0	6.2	3	10.00		111837		
$\varnothing'' d_1$ UNF	P TPI	d_1 mm	l_1 mm	l_2 mm	l_3 mm	d_2 mm	a mm			ID	ID		
10	32	4.82	70	9.0	25	6.0	4.9	3	4.05			* 111581	
1/4	28	6.35	80	11.0	30	7.0	5.5	3	5.50			* 111582	
5/16	24	7.93	90	12.5	35	8.0	6.2	3	6.90			* 111583	
7/16	20	11.11	100	14.0		8.0	6.2	3	9.80				* 111585
1/2	20	12.70	100	14.0		9.0	7.0	4	11.40				* 111586
$\varnothing'' d_1$ UNF	P TPI	d_1 mm	l_1 mm	l_2 mm	l_3 mm	d_2 mm	a mm			ID	ID		
10	32	4.82	70	9.0	25	6.0	4.9	3	4.15	111815			
1/4	28	6.35	80	11.0	30	7.0	5.5	3	5.55	111820			
5/16	24	7.93	90	12.5	35	8.0	6.2	3	7.00	111817			
3/8	24	9.52	100	14.0	39	10.0	8.0	3	8.60	111819			
7/16	20	11.11	100	14.0		8.0	6.2	3	10.00		111833		

aero

SA320-4

SA350-3

TL320VS-4

TL351VS-3

SA320-4




SA350-3



TL320VS-4



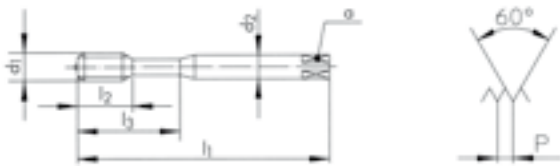
VS



TL351VS-3



VS



Ø" d ₁ UNF	P TPI	d ₁ mm	l ₁ mm	l ₂ mm	l ₃ mm	d ₂ mm	a mm		
10	32	4.82	70	15.0		6.0	4.9	3	4.05
1/4	28	6.35	80	15.0	23	7.0	5.5	3	5.50
5/16	24	7.93	90	18.0	29	8.0	6.2	3	6.90
3/8	24	9.52	100	20.0	33	10.0	8.0	3	8.50

ID

ID

ID

ID

149133

149135

* 152046

152047

149230

149232

* 152065

152066

149277

149279

* 152071

152072

149339

149341

* 152082

152083

3B
UNF(J)

3B
UNF(J)

3B
UNF(J)

3B
UNF(J)

Ø" d ₁ UNF	P TPI	d ₁ mm	l ₁ mm	l ₂ mm	l ₃ mm	d ₂ mm	a mm		UNF
4	48	2.84	56	12.0		3.5	2.7	3	2.35
10	32	4.82	70	15.0		6.0	4.9	3	4.15
1/4	28	6.35	80	15.0	23	7.0	5.5	3	5.55
5/16	24	7.93	90	18.0	29	8.0	6.2	3	7.00
3/8	24	9.52	100	20.0	33	10.0	8.0	3	8.60

ID

ID

ID

ID

146098

149015

* 148005

148004

146404

149235

* 148013

148012

146393

149282

* 148017

148016

147165

149344

* 148024

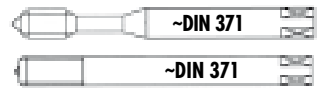
148023

aero

										SA420-4	SA450-3	TL420VS-4	TL451VS-3																																																																																
<table border="1"> <thead> <tr> <th>\varnothing" d₁</th> <th>P</th> <th>d₁</th> <th>l₁</th> <th>l₂</th> <th>d₂</th> <th>α</th> <th></th> <th></th> <th></th> </tr> <tr> <th>UNF</th> <th>TPI</th> <th>mm</th> <th>mm</th> <th>mm</th> <th>mm</th> <th>mm</th> <th></th> <th></th> <th></th> </tr> </thead> <tbody> <tr> <td>7/16</td> <td>20</td> <td>11.11</td> <td>100</td> <td>22.0</td> <td>8.0</td> <td>6.2</td> <td>* 4</td> <td>9.80</td> <td>ID</td> </tr> <tr> <td>1/2</td> <td>20</td> <td>12.70</td> <td>100</td> <td>24.0</td> <td>9.0</td> <td>7.0</td> <td>4</td> <td>11.40</td> <td>ID</td> </tr> <tr> <td>9/16</td> <td>18</td> <td>14.28</td> <td>100</td> <td>24.0</td> <td>11.0</td> <td>9.0</td> <td>4</td> <td>12.90</td> <td>ID</td> </tr> <tr> <td>5/8</td> <td>18</td> <td>15.87</td> <td>100</td> <td>26.0</td> <td>12.0</td> <td>9.0</td> <td>4</td> <td>14.50</td> <td>ID</td> </tr> </tbody> </table>										\varnothing " d ₁	P	d ₁	l ₁	l ₂	d ₂	α				UNF	TPI	mm	mm	mm	mm	mm				7/16	20	11.11	100	22.0	8.0	6.2	* 4	9.80	ID	1/2	20	12.70	100	24.0	9.0	7.0	4	11.40	ID	9/16	18	14.28	100	24.0	11.0	9.0	4	12.90	ID	5/8	18	15.87	100	26.0	12.0	9.0	4	14.50	ID	<table border="1"> <thead> <tr> <th>ID</th> <th>ID</th> <th>ID</th> <th>ID</th> </tr> </thead> <tbody> <tr> <td>152286</td> <td>152290</td> <td></td> <td>* 152298</td> </tr> <tr> <td>152287</td> <td>152291</td> <td></td> <td>* 152299</td> </tr> <tr> <td>* 152288</td> <td></td> <td></td> <td></td> </tr> <tr> <td>* 152289</td> <td></td> <td></td> <td></td> </tr> </tbody> </table>				ID	ID	ID	ID	152286	152290		* 152298	152287	152291		* 152299	* 152288				* 152289			
\varnothing " d ₁	P	d ₁	l ₁	l ₂	d ₂	α																																																																																							
UNF	TPI	mm	mm	mm	mm	mm																																																																																							
7/16	20	11.11	100	22.0	8.0	6.2	* 4	9.80	ID																																																																																				
1/2	20	12.70	100	24.0	9.0	7.0	4	11.40	ID																																																																																				
9/16	18	14.28	100	24.0	11.0	9.0	4	12.90	ID																																																																																				
5/8	18	15.87	100	26.0	12.0	9.0	4	14.50	ID																																																																																				
ID	ID	ID	ID																																																																																										
152286	152290		* 152298																																																																																										
152287	152291		* 152299																																																																																										
* 152288																																																																																													
* 152289																																																																																													
										<table border="1"> <thead> <tr> <th>ID</th> <th>ID</th> <th>ID</th> <th>ID</th> </tr> </thead> <tbody> <tr> <td>147187</td> <td>152302</td> <td>* 152306</td> <td>148031</td> </tr> <tr> <td>147189</td> <td>152303</td> <td>* 152307</td> <td>152310</td> </tr> <tr> <td>146395</td> <td></td> <td></td> <td></td> </tr> <tr> <td>147169</td> <td></td> <td></td> <td></td> </tr> </tbody> </table>				ID	ID	ID	ID	147187	152302	* 152306	148031	147189	152303	* 152307	152310	146395				147169																																																															
ID	ID	ID	ID																																																																																										
147187	152302	* 152306	148031																																																																																										
147189	152303	* 152307	152310																																																																																										
146395																																																																																													
147169																																																																																													
<p>* SA420-4 = 3</p> <p>* TL420VS-4 = 3</p>																																																																																													

UNJF ASME B1.15 UNF ANSI B1.1

PM



aero

SA320-4



SA390-3



SA320-4

SA390-3

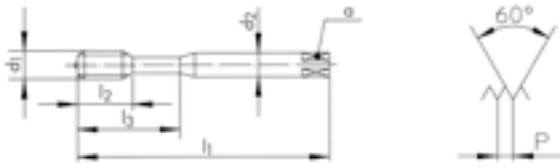


NEW

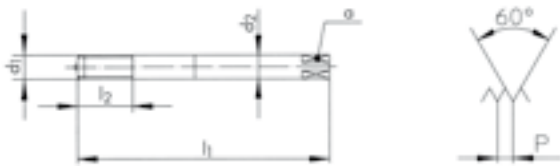


3B UNJF

3B UNF(J)

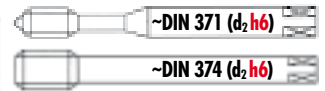


\varnothing d ₁ UNJF	P TPI	d ₁ mm	l ₁ mm	l ₂ mm	l ₃ mm	d ₂ mm	α mm			ID
10	32	4.82	70	15.0		6.0	4.9	3	4.15	174976
1/4	28	6.35	80	15.0	23	7.0	5.5	3	5.55	175993
5/16	24	7.93	90	18.0	29	8.0	6.2	3	7.00	175995
3/8	24	9.52	100	20.0	33	10.0	8.0	3	8.60	175997



\varnothing d ₁ UNF	P TPI	d ₁ mm	l ₁ mm	l ₂ mm	d ₂ mm	α mm			ID
10	32	4.82	70	15.0	6.0	4.9	3	4.15	149687
1/4	28	6.35	80	20.0	7.0	5.5	3	5.55	149715
5/16	24	7.93	90	25.0	8.0	6.2	3	7.00	149728
3/8	24	9.52	100	30.0	10.0	8.0	3	8.60	149745


UNF



RTS

Rigid Tapping Synchro


RTS320VS-4



RTS420VS-4



RTS362VS-3



RTS462VS-3

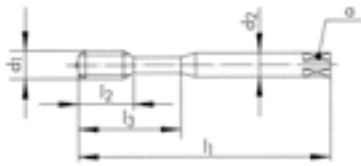


RTS320VS-4

RTS420VS-4

RTS362VS-3

RTS462VS-3



Ø" d ₁ UNF	P TPI	d ₁ mm	l ₁ mm	l ₂ mm	l ₃ mm	d ₂ h6 mm	a mm		
10	32	4.82	70	9.0	25	6.0	4.9	3	4.05
1/4	28	6.35	80	11.0	30	*6.0	*4.9	3	5.50
5/16	24	7.93	90	12.5	35	8.0	6.2	3	6.90
3/8	24	9.52	100	14.0	39	10.0	8.0	3	8.50
1/2	20	12.70	110	14.0		*10.0	*8.0	3	11.40

ID

ID

ID

ID

157409

157413

157410

157414

157411

157415

157412

157416

157417

157418

* Norme DC / * DC Norm / * Norma DC



sur demande
auf Anfrage
on request
su richiesta
sobre pedido

FS FPS FAS FORMING

FS380VS-5



VS

11	12	13	14
15	21	22	23
24	41	51	61
63	71	72	73

FPS381VS-3



VS

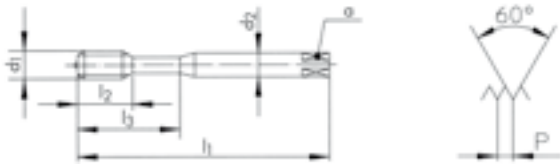
11	12	13	14	15
21	24	63		

FAS381VS-3



VS

12	13	14	15	21	22
23	24	41	51	61	63



FS380VS-5

FPS381VS-3

FAS381VS-3



\varnothing d ₁ UNF	P TPI	d ₁ mm	l ₁ mm	l ₂ mm	l ₃ mm	d ₂ mm	α mm	$\frac{d_2}{P}$	Tol.
0	80	1.52	40	4.6		2.5	1.37		+ 0.02
10	32	4.82	70	15.0	25	6.0	4.9	4.45	+ 0.03
1/4	28	6.35	80	17.0	30	7.0	5.5	5.95	+ 0.05
5/16	24	7.93	90	20.0	35	8.0	6.2	7.45	+ 0.05

ID

ID

ID

161498

166718

166730

166719

166731

166720

166732

UNF ANSI B1.1

≤ Ø 2.8 > Ø 2.8

PM **HSS**



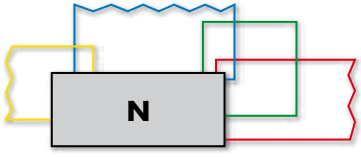









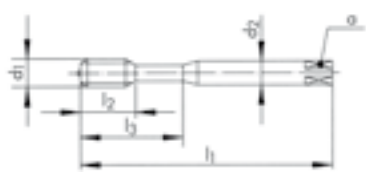





										N1110-1	N1110-3	N1110-S	
N1110-1													
N1110-3													
N1110-S													
Ø" d ₁ UNF	P TPI	d ₁ mm	l ₁ mm	l ₂ mm	l ₃ mm	d ₂ mm	a mm			ID	ID	ID	
0	80	1.52	40	7.0		2.50	2.10	3	1.20	102811	103010	111079	
1	72	1.85	40	8.0		2.50	2.10	3	1.50	102812	103011	111080	
4	48	2.84	48	11.0	18	3.15	2.50	3	2.35		* 103018		
8	36	4.16	53	13.0	21	4.50	3.55	3	3.50		* 103022		
10	32	4.82	58	16.0	25	5.00	4.00	3	4.05	102814	103013	111082	
12	28	5.48	62	17.0	26	5.60	4.50	3	4.60	* 102815	* 103014	* 111083	
1/4	28	6.35	66	19.0	30	6.30	5.00	3	5.50	102813	103012	111081	
5/16	24	7.93	72	22.0	35	8.00	6.30	3	6.90	102821	103020	111089	
3/8	24	9.52	80	24.0	39	10.00	8.00	3	8.50	102818	103017	111086	

UNF ANSI B1.1



										N1210-1	N1210-3	N1210-S		
										<div style="display: flex; justify-content: space-around;"> <div style="text-align: center;"> <p>N1210-1</p> </div> <div style="text-align: center;"> <p>N1210-3</p> <div style="border: 1px solid black; padding: 2px; display: inline-block;">31 62 74</div> </div> <div style="text-align: center;"> <p>N1210-S</p> </div> </div>				
										<div style="border: 1px solid black; padding: 5px; width: 40px; margin: auto;">2B</div>	<div style="border: 1px solid black; padding: 5px; width: 40px; margin: auto;">2B</div>			
$\varnothing'' d_1$ UNF	P TPI	d_1 mm	l_1 mm	l_2 mm	d_2 mm	a mm				ID	ID	ID		
7/16	20	11.11	85	22.0	8.0	6.3	3	9.80		103411	103626	111255		
1/2	20	12.70	89	24.0	9.0	7.1	3	11.40		103407	103622	111251		
5/8	18	15.87	102	32.0	12.5	10.0	3	14.50		103410	103625	111254		
3/4	16	19.05	112	33.0	14.0	11.2	4	17.50		103409	103624	111253		
7/8	14	22.22	115	32.0	16.0	12.5	4	20.40		103412	103627	111256		
1	12	25.40	130	45.0	18.0	14.0	4	23.30		103408	103623	111252		

UNF

										N1110-3	N1120-4	N1210-3	N1220-4
													
N1110-3													
N1120-4													
N1210-3													
N1220-4													
 													
													
Ø" d ₁	P	d ₁	l ₁	l ₂	l ₃	d ₂	a			ID	ID	ID	ID
UNEF	TPI	mm	mm	mm	mm	mm	mm						
12	32	5.48	62	17.0	26	5.6	4.5	3	4.70	103007	103118		
1/4	32	6.35	66	19.0	30	6.3	5.0	3	5.60	103006	103117		
5/16	32	7.93	72	22.0	35	8.0	6.3	3	7.20	103009	103120		
3/8	32	9.52	80	24.0	39	10.0	8.0	3	8.75	103008	103119		
7/16	28	11.11	85	22.0		8.0	6.3	3	10.25			103615	103754
1/2	28	12.70	89	24.0		9.0	7.1	3	11.85			103609	103749
9/16	24	14.28	95	24.0		11.2	9.0	3	13.20			103617	103756
5/8	24	15.87	102	32.0		12.5	10.0	3	14.80			103614	103753
11/16	24	17.46	104	26.0		14.0	11.2	4	16.40			103611	
3/4	20	19.05	112	33.0		14.0	11.2	4	17.80			103613	* 103752
7/8	20	22.22	115	32.0		16.0	12.5	4	21.00			103616	* 103755
1	20	25.40	120	30.0		18.0	14.0	4	24.10			103610	* 103750

UNS, UN ANSI B1.1

HSSE

































										N410-3	N460-3	N460V-3	
N410-3													
N460-3													
N460V-3													
$\varnothing'' d_1$	P	d_1	l_1	l_2	d_2	a				ID	ID	ID	
UNS	TPI	mm	mm	mm	mm	mm							
1/4	36	6.35	80	17.0	4.5	3.4	3	5.65	104899				
1/2	24	12.70	100	24.0	9.0	7.0	3	11.60	104900				
1	14	25.40	140	34.0	18.0	14.5	4	23.60	104898				
1	14	25.40	140	22.0	18.0	14.5	4	23.60		102437	142789		
$\varnothing'' d_1$	P	d_1	l_1	l_2	d_2	a				ID	ID		
UN	TPI	mm	mm	mm	mm	mm							
1 1/8	8	28.57	180	30.0	22.0	18.0	4	25.50		102415	142790		
1 1/4	8	31.75	180	30.0	22.0	18.0	4	28.70		102414	142520		
1 3/8	8	34.92	200	36.0	28.0	22.0	5	31.80		104896	142792		
1 1/2	8	38.10	200	40.0	32.0	24.0	5	35.00		102413	142793		
1 3/4	8	44.45	220	44.0	36.0	29.0	5	41.40			115198		
2	8	50.80	250	38.0	40.0	32.0	5	47.70			111622		

UNF, UNS, UN

G Répertoire - Tarauls à machine G (gaz) DIN ISO 228

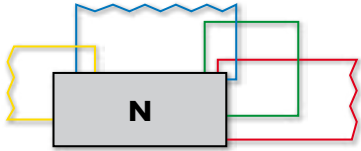







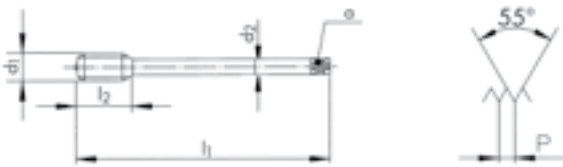




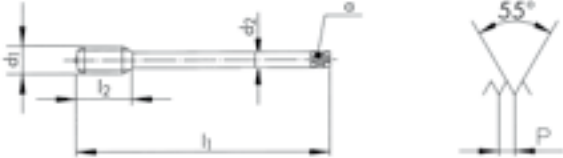



Rubrica - Maschi a macchina G (gas) DIN ISO 228

	N						
Caractéristiques Caratteristiche		 V	 TiN	 R40	 V	 R40 V	 R40 TiN
							
Genre de trou Tipo di foro							
							
	N410-3	N420-4 N420V-4	N420TN-4	N460-3	N460V-3	N462V-3	N460TN-3
DIN longue DIN lungo DIN 5156	156	157	157	158	158	158	158
DIN courte DIN corto DIN 5157							
LH Filetage à gauche LH Filettatura sinistra DIN 5156	156						

		N						
Caractéristiques Caratteristiche			 		 		HSS  	
								
Genre de trou Tipo di foro								
					N1110-3	N1120-4	N5120	
ISO courte ISO corto	ISO 529				166	166		
W	ISO 529				166/167	166		
SV	ISO 529				167			
		N420-3	N410-3	D5800	N1210-3	N1220-4		
DIN longue DIN lungo	DIN 5156	164						
DIN longue DIN lungo	DC		164	165				
ISO courte ISO corto	ISO 529				166	166		
Rp	DIN 5156	164						
Rc	DC		164	165				
W	ISO 529				166	166		
SV	ISO 529/DC				167		167	

										N410-3	N410-3 LH		
\varnothing	d_1	P	d_1	l_1	l_2	d_2	α			ID	ID		
G		TPI	mm	mm	mm	mm	mm						
1/8	28	9.72	90	22.0	7.0	5.5	3	8.75	101855				
1/4	19	13.15	100	20.0	11.0	9.0	3	11.60	101853	101854			
3/8	19	16.66	100	20.0	12.0	9.0	4	15.20	101861	101862			
1/2	14	20.95	125	22.0	16.0	12.0	4	18.90	101851	101852			
3/4	14	26.44	140	28.0	20.0	16.0	4	24.40	101859	* 101860			
1	11	33.24	160	32.0	25.0	20.0	4	30.70	101857	* 101858			
1 1/4	11	41.91	170	32.0	32.0	24.0	5	39.30	101850				
1 1/2	11	47.80	190	32.0	36.0	29.0	5	45.20	101849				

G DIN ISO 228 (BSP)

										N420-4	N420V-4	N420TN-4	
													
N420-4													
N420V-4	 V												
N420TN-4	 TiN												
													
													
\varnothing d ₁ G	P TPI	d ₁ mm	l ₁ mm	l ₂ mm	d ₂ mm	a mm				ID	ID	ID	
1/16	28	7.72	90	18.0	6.0	4.9	3	6.75		102045			
1/8	28	9.72	90	22.0	7.0	5.5	3	8.75		102048	102258	102236	
1/4	19	13.15	100	20.0	11.0	9.0	3	11.60		102047	102257	102235	
3/8	19	16.66	100	20.0	12.0	9.0	3	15.20		102053	102261	102238	
1/2	14	20.95	125	22.0	16.0	12.0	4	18.90		102046	102256	102234	
5/8	14	22.91	125	25.0	18.0	14.5	4	20.90		102054	144722		
3/4	14	26.44	140	28.0	20.0	16.0	4	24.40		102052	102260	102237	
1	11	33.24	160	32.0	25.0	20.0	4	30.70		102049	102259		
1 1/4	11	41.91	170	32.0	32.0	24.0	5	39.30		102043			
1 1/2	11	47.80	190	32.0	36.0	29.0	5	45.20		102042			
2	11	59.61	220	36.0	45.0	35.0	5	57.00		102051			
2 1/2	11	75.18	280	36.0	50.0	39.0	6	72.60		102050			

G DIN ISO 228 (BSP)

HSSE



										N460-3	N460V-3	N460TN-3	N462V-3
N460-3			61	63	71	72	73	81					
N460V-3		V	11	12	13	14	21	32					
N460TN-3		TiN	11	12	13	14	21	31	32	73	74		
N462V-3			V	11	12	13	14	21	32				
$\frac{\text{Ø}''}{G}$ d_1	P TPI	d_1 mm	l_1 mm	l_2 mm	d_2 mm	α mm			ID	ID	ID	ID	
1/16	28	7.72	90	12.5	6.0	4.9	3	6.75	102341				
1/8	28	9.72	90	14.0	7.0	5.5	3	8.75	102344	102457	102444	143687	
1/4	19	13.15	100	14.0	11.0	9.0	3	11.60	102343	102456	102443	143600	
3/8	19	16.66	100	14.0	12.0	9.0	4	15.20	102348	102460	102446	143431	
1/2	14	20.95	125	20.0	16.0	12.0	4	18.90	102342	102455	102442	143921	
5/8	14	22.91	125	20.0	18.0	14.5	4	20.90	102349	143711			
3/4	14	26.44	140	22.0	20.0	16.0	4	24.40	102347	102459	102445	143688	
1	11	33.24	160	26.0	25.0	20.0	4	30.70	102345	102458			
1 1/4	11	41.91	170	30.0	32.0	24.0	5	39.30	102340	111608			
1 1/2	11	47.80	190	35.0	36.0	29.0	5	45.20	102339	111609			
2	11	59.61	220	41.0	45.0	35.0	6	57.00	102346	111503			

G DIN ISO 228 (BSP)

≤ Ø 25.4 > Ø 25.4

PM

HSSE

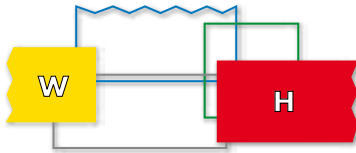
HSSE

H/GG

H/GG

W

DIN 5156



W460-5

W460DL-5

H450-3

GG450NV-3

W460-5



W460DL-5



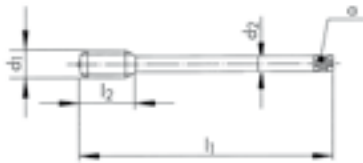
H450-3



GG450NV-3



NEW



Ø" d ₁ G	P TPI	d ₁ mm	l ₁ mm	l ₂ mm	d ₂ mm	a mm		
1/8	28	9.72	90	14.0	7.0	5.5	3	8.75
1/4	19	13.15	100	14.0	11.0	9.0	*4	11.60
3/8	19	16.66	100	14.0	12.0	9.0	4	15.20
1/2	14	20.95	125	20.0	16.0	12.0	4	18.90
3/4	14	26.44	140	22.0	20.0	16.0	4	24.40
1	11	33.24	160	26.0	25.0	20.0	4	30.70

* W460-5 = 3

Ø" d ₁ G	P TPI	d ₁ mm	l ₁ mm	l ₂ mm	d ₂ mm	a mm			ID
1/8	28	9.72	90	22.0	7.0	5.5	4	8.75	102309
1/4	19	13.15	100	20.0	11.0	9.0	4	11.60	102308
3/8	19	16.66	100	20.0	12.0	9.0	4	15.20	102312
1/2	14	20.95	125	22.0	16.0	12.0	4	18.90	102307
3/4	14	26.44	140	28.0	20.0	16.0	4	24.40	102311
1	11	33.24	160	32.0	25.0	20.0	4	30.70	102310

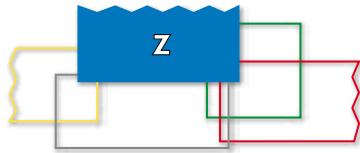
G DIN ISO 228 (BSP)

< Ø 25.4 > Ø 25.4

PM
Z420

HSSE
Z420

HSSE
Z460

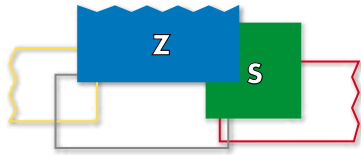


										Z420V-4	Z420VS-4	Z460V-3			
<p>Z420V-4 V </p> <p>Z420VS-4 VS </p> <p>Z460V-3 V </p>															
Ø" d ₁ G	P TPI	d ₁ mm	l ₁ mm	l ₂ mm	d ₂ mm	α mm				ID	ID				
1/8	28	9.72	90	22.0	7.0	5.5	3	8.75		142794	142800				
1/4	19	13.15	100	20.0	11.0	9.0	3	11.60		142795	119303				
3/8	19	16.66	100	20.0	12.0	9.0	3	15.20		142796	142802				
1/2	14	20.95	125	22.0	16.0	12.0	4	18.90		142797	142803				
3/4	14	26.44	140	28.0	20.0	16.0	4	24.40		142798					
1	11	33.24	160	32.0	25.0	20.0	4	30.70		142799					
Ø" d ₁ G	P TPI	d ₁ mm	l ₁ mm	l ₂ mm	d ₂ mm	α mm				ID					
1/8	28	9.72	90	14.0	7.0	5.5	3	8.75		104726					
1/4	19	13.15	100	14.0	11.0	9.0	3	11.60		104725					
3/8	19	16.66	100	14.0	12.0	9.0	4	15.20		104728					
1/2	14	20.95	125	20.0	16.0	12.0	4	18.90		104724					
3/4	14	26.44	140	22.0	20.0	16.0	4	24.40		104727					
1	11	33.24	160	26.0	25.0	20.0	4	30.70		105142					

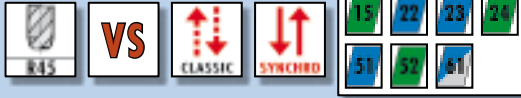


Uniquement pour taraudage synchrone
Nur für Synchrobearbeitung
Only for rigid tapping
Solo per maschiatura sincrona
Solo para roscado sincronizado

PM



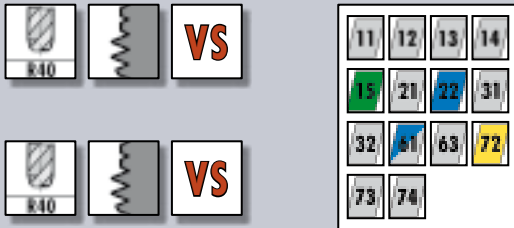
Z470VS-3



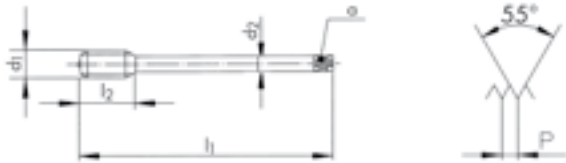
RTS

Rigid Tapping Synchro

RTS462VS-3



RTS462VS-5



Z470VS-3



RTS462VS-3



RTS462VS-5



$\varnothing'' d_1$ G	P TPI	d_1 mm	l_1 mm	l_2 mm	$d_2 h6$ mm	α mm			ID
1/8	28	9.72	100	14.0	*8.0	*6.2	3	8.75	165198
1/4	19	13.15	110	14.0	*12.0	*9.0	4	11.60	165199
3/8	19	16.66	110	18.0	12.0	9.0	4	15.20	165200
1/2	14	20.95	125	20.0	16.0	12.0	4	18.90	165201

* Norme DC / * DC Norm / * Norma DC

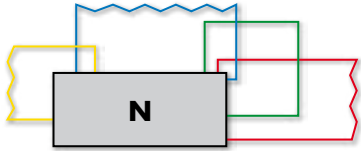

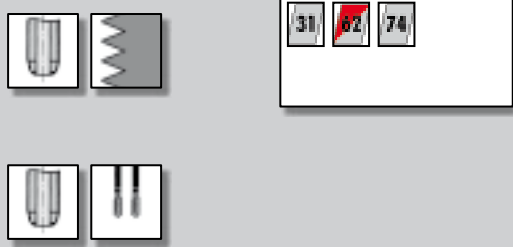

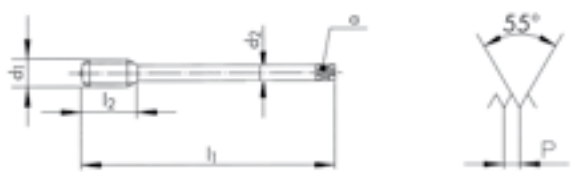



$\varnothing'' d_1$ G	P TPI	d_1 mm	l_1 mm	l_2 mm	$d_2 h6$ mm	α mm			ID	ID
1/8	28	9.72	100	14.0	*8.0	*6.2	3	8.75	151861	170629
1/4	19	13.15	110	14.0	*12.0	*9.0	3	11.60	151868	170631
3/8	19	16.66	110	18.0	12.0	9.0	4	15.20	151872	170633
1/2	14	20.95	125	20.0	16.0	12.0	4	18.90	150685	170635

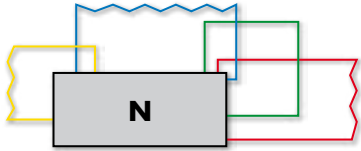

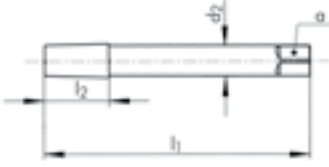

* Norme DC / * DC Norm / * Norma DC



sur demande
auf Anfrage
on request
su richiesta
sobre pedido

FPS FAS		FORMING		FPS481VS-3	FAS481VS-3												
FPS481VS-3		VS	<table border="1"> <tr> <td>11</td> <td>12</td> <td>13</td> <td>14</td> <td>15</td> </tr> <tr> <td>21</td> <td>24</td> <td>63</td> <td></td> <td></td> </tr> </table>	11	12	13	14	15	21	24	63						
11	12	13	14	15													
21	24	63															
FAS481VS-3		VS	<table border="1"> <tr> <td>12</td> <td>13</td> <td>14</td> <td>15</td> <td>21</td> <td>22</td> </tr> <tr> <td>23</td> <td>24</td> <td>41</td> <td>51</td> <td>61</td> <td>63</td> </tr> </table>	12	13	14	15	21	22	23	24	41	51	61	63		
12	13	14	15	21	22												
23	24	41	51	61	63												
\varnothing d ₁ G	P TPI	d ₁ mm	l ₁ mm	l ₂ mm	d ₂ mm	α mm	\pm Tol.	ID	ID								
1/8	28	9.72	90	22.0	7.0	5.5	9.25 + 0.05	166721	166733								
1/4	19	13.15	100	20.0	11.0	9.0	12.50 + 0.05	166722	166734								
3/8	19	16.66	100	20.0	12.0	9.0	16.00 + 0.05	166723	166735								
1/2	14	20.95	125	22.0	16.0	12.0	20.00 + 0.05	166724	166736								

										N210-1	N210-3	N210-S
												
												
												
\varnothing d ₁ G	P TPI	d ₁ mm	l ₁ mm	l ₂ mm	d ₂ mm	a mm				ID	ID	ID
1/16	28	7.72	63	18.0	6.0	4.9	3	6.75			101418	
1/8	28	9.72	63	22.0	7.0	5.5	3	8.75	101404	101421	119386	
1/4	19	13.15	70	20.0	11.0	9.0	3	11.60	101403	101420	119336	
3/8	19	16.66	70	20.0	12.0	9.0	4	15.20	101409	101427	110938	
1/2	14	20.95	80	22.0	16.0	12.0	4	18.90	101402	101419	119264	
5/8	14	22.91	80	25.0	18.0	14.5	4	20.90	101411	105140	110940	
3/4	14	26.44	90	28.0	20.0	16.0	4	24.40	101408	101426	110937	
7/8	14	30.20	90	28.0	22.0	18.0	4	28.20	* 101412	* 101429		
1	11	33.24	100	32.0	25.0	20.0	4	30.70	101405	101422	110933	
1 1/8	11	37.89	125	32.0	28.0	22.0	4	35.30		101415		
1 1/4	11	41.91	125	32.0	32.0	24.0	5	39.30	101400	101414	111425	
1 3/8	11	44.32	125	32.0	36.0	29.0	5	41.80		* 101417		
1 1/2	11	47.80	140	32.0	36.0	29.0	5	45.20	101399	101413	110934	
1 3/4	11	53.74	140	36.0	40.0	32.0	5	51.20		* 101416		
2	11	59.61	160	36.0	45.0	35.0	5	57.00	101407	101425	110935	
2 1/2	11	75.18	160	36.0	50.0	39.0	6	72.60		101423		
3	11	87.88	160	40.0	50.0	39.0	6	85.30		* 101428		

					D5800
					
					
					
D5800					
\varnothing'' Rc	l_1 mm	l_2 mm	d_2 mm	α mm	ID
1/16	70	17.0	6.0	4.9	118701
1/8	70	17.0	8.0	6.2	110531
1/4	80	27.0	10.0	8.0	110530
3/8	85	27.0	12.0	9.0	110535
1/2	95	35.0	16.0	12.0	110529
3/4	105	35.0	20.0	16.0	110534
1	130	43.0	25.0	20.0	110532

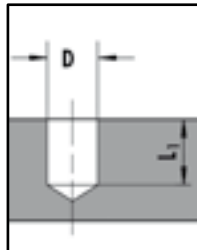
Avant-trous pour filetages gaz coniques selon DIN EN 10226 Prefori per filettature gas conici secondo DIN EN 10226

Avant-trous cylindriques

Usure plus rapide du taraud, à éviter

Preforo cilindrico

Comporta un'usura più rapida del maschio, da evitare

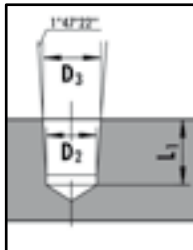


Avant-trous coniques 1:16

Perçer cylindrique selon $\varnothing D_2$ et aléser conique selon $\varnothing D_3$

Preforo conico 1:16

Forare con punta cilindrica secondo il $\varnothing D_2$ e quindi alesare conico secondo $\varnothing D_3$

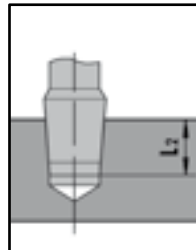


Taraudage

Tarauder jusqu'à la profondeur $L_2 = \varnothing$ nominal

Filettatura

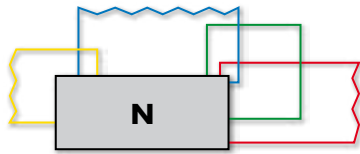
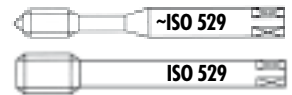
Filettare fino alla profondità $L_2 = \varnothing$ nominale



\varnothing'' Rc	L_1 min. mm	D_1 mm	D_2 mm	D_3 mm	L_2 mm
1/16	11.90	6.20	6.10	6.56	10.60
1/8	11.90	8.20	8.10	8.57	10.60
1/4	17.70	11.00	10.75	11.45	15.70
3/8	18.10	14.50	14.25	14.95	16.10
1/2	24.00	18.00	17.75	18.63	21.40
3/4	25.30	23.50	23.00	24.12	21.50
1	30.60	29.50	29.00	30.29	26.30

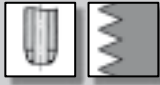
W BS 84 (BSW)

HSS



N1110-3 N1210-3 N1120-4 N1220-4

N1110-3



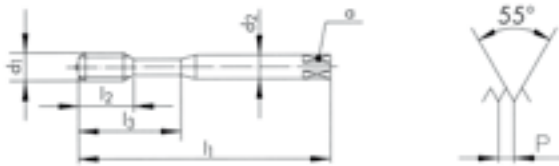
N1210-3



N1120-4



N1220-4



$\varnothing^w d_1$	P	d_1	l_1	l_2	l_3	d_2	a		
W	TPI	mm	mm	mm	mm	mm	mm		
1/8	40	3.17	48	11.0	18	3.15	2.50	3	2.50
5/32	32	3.96	53	13.0	21	4.00	3.15	3	3.10
3/16	24	4.76	58	16.0	25	5.00	4.00	3	3.60
1/4	20	6.35	66	19.0	30	6.30	5.00	3	4.90
5/16	18	7.93	72	22.0	35	8.00	6.30	3	6.40
3/8	16	9.52	80	24.0	39	10.00	8.00	3	7.70
7/16	14	11.11	85	22.0		8.00	6.30	3	9.10
1/2	12	12.70	89	24.0		9.00	7.10	3	10.30
9/16	12	14.28	95	24.0		11.20	9.00	3	11.90
5/8	11	15.87	102	32.0		12.50	10.00	3	13.30
3/4	10	19.05	112	33.0		14.00	11.20	3	16.20
1	8	25.40	130	45.0		18.00	14.00	4	21.90

ID ID ID ID













103025		103126	
103031		103130	
103026		103127	
103024		103125	
103030		103129	
103028		103128	
	103642		103771
	103634		103767
	* 103644		
	103641		103770
	103640		103769
	* 103635		

		N1110-3		N1210-3		N5120																																																																																					
N1110-3																																																																																											
N1210-3																																																																																											
N5120																																																																																											
<table border="1"> <thead> <tr> <th>$\varnothing d_1$</th> <th>P</th> <th>l_1</th> <th>l_2</th> <th>l_3</th> <th>d_2</th> <th>a</th> <th colspan="2"> </th> <th>ID</th> </tr> <tr> <th>W</th> <th>TPI/mm</th> <th>mm</th> <th>mm</th> <th>mm</th> <th>mm</th> <th>mm</th> <th></th> <th></th> <th></th> </tr> </thead> <tbody> <tr> <td>5</td> <td>36 TPI/1"</td> <td>B6</td> <td>58</td> <td>16.0</td> <td>25</td> <td>5.0</td> <td>4.0</td> <td>3</td> <td>4.20*</td> <td>103029</td> </tr> <tr> <td>6.82</td> <td>0.625</td> <td>B8</td> <td>66</td> <td>19.0</td> <td>30</td> <td>7.1</td> <td>5.6</td> <td>3</td> <td>6.15*</td> <td>111143</td> </tr> </tbody> </table>										$\varnothing d_1$	P	l_1	l_2	l_3	d_2	a			ID	W	TPI/mm	mm	mm	mm	mm	mm				5	36 TPI/1"	B6	58	16.0	25	5.0	4.0	3	4.20*	103029	6.82	0.625	B8	66	19.0	30	7.1	5.6	3	6.15*	111143																																								
$\varnothing d_1$	P	l_1	l_2	l_3	d_2	a			ID																																																																																		
W	TPI/mm	mm	mm	mm	mm	mm																																																																																					
5	36 TPI/1"	B6	58	16.0	25	5.0	4.0	3	4.20*	103029																																																																																	
6.82	0.625	B8	66	19.0	30	7.1	5.6	3	6.15*	111143																																																																																	
<table border="1"> <thead> <tr> <th>$\varnothing d_1$</th> <th>P</th> <th>l_1</th> <th>l_2</th> <th>l_3</th> <th>d_2</th> <th>a</th> <th colspan="2"> </th> <th>ID</th> <th>ID</th> </tr> <tr> <th>SV</th> <th>mm</th> <th>mm</th> <th>mm</th> <th>mm</th> <th>mm</th> <th>mm</th> <th></th> <th></th> <th></th> <th></th> </tr> </thead> <tbody> <tr> <td>10</td> <td>0.833</td> <td>W10</td> <td>80</td> <td>24.0</td> <td>39</td> <td>10.0</td> <td>8.0</td> <td>3</td> <td>8.80*</td> <td>130429</td> <td></td> </tr> <tr> <td>12</td> <td>1.250</td> <td>W12</td> <td>89</td> <td>24.0</td> <td></td> <td>9.0</td> <td>7.1</td> <td>3</td> <td>10.50*</td> <td></td> <td>103591</td> </tr> <tr> <td>15</td> <td>1.250</td> <td>W15</td> <td>90</td> <td>23.0</td> <td></td> <td>11.2</td> <td>9.0</td> <td>3</td> <td>13.50*</td> <td></td> <td>103592</td> </tr> <tr> <td>20</td> <td>1.666</td> <td>W20</td> <td>112</td> <td>37.0</td> <td></td> <td>14.0</td> <td>11.2</td> <td>4</td> <td>17.80*</td> <td></td> <td>103593</td> </tr> <tr> <td>25</td> <td>1.693</td> <td>W25</td> <td>120</td> <td>30.0</td> <td></td> <td>18.0</td> <td>14.0</td> <td>4</td> <td>22.70*</td> <td></td> <td>103594</td> </tr> </tbody> </table>										$\varnothing d_1$	P	l_1	l_2	l_3	d_2	a			ID	ID	SV	mm	mm	mm	mm	mm	mm					10	0.833	W10	80	24.0	39	10.0	8.0	3	8.80*	130429		12	1.250	W12	89	24.0		9.0	7.1	3	10.50*		103591	15	1.250	W15	90	23.0		11.2	9.0	3	13.50*		103592	20	1.666	W20	112	37.0		14.0	11.2	4	17.80*		103593	25	1.693	W25	120	30.0		18.0	14.0	4	22.70*		103594
$\varnothing d_1$	P	l_1	l_2	l_3	d_2	a			ID	ID																																																																																	
SV	mm	mm	mm	mm	mm	mm																																																																																					
10	0.833	W10	80	24.0	39	10.0	8.0	3	8.80*	130429																																																																																	
12	1.250	W12	89	24.0		9.0	7.1	3	10.50*		103591																																																																																
15	1.250	W15	90	23.0		11.2	9.0	3	13.50*		103592																																																																																
20	1.666	W20	112	37.0		14.0	11.2	4	17.80*		103593																																																																																
25	1.693	W25	120	30.0		18.0	14.0	4	22.70*		103594																																																																																
<p>*Tol. $\begin{matrix} +0.1 \text{ mm} \\ 0 \end{matrix}$</p>																																																																																											
<table border="1"> <thead> <tr> <th>$\varnothing d_1$</th> <th>P</th> <th>d_2</th> <th>l_1</th> <th colspan="2"> </th> <th>ID</th> </tr> <tr> <th>W</th> <th>mm</th> <th>mm</th> <th>mm</th> <th></th> <th></th> <th></th> </tr> </thead> <tbody> <tr> <td>6.82</td> <td>0.625</td> <td>B6</td> <td>25.0</td> <td>9.0</td> <td>4</td> <td>6.77</td> <td>130215</td> </tr> </tbody> </table>										$\varnothing d_1$	P	d_2	l_1			ID	W	mm	mm	mm				6.82	0.625	B6	25.0	9.0	4	6.77	130215																																																												
$\varnothing d_1$	P	d_2	l_1			ID																																																																																					
W	mm	mm	mm																																																																																								
6.82	0.625	B6	25.0	9.0	4	6.77	130215																																																																																				

W, SV

NPT, NPTF

Répertoire - Tarands à machine NPT ANSI B1.20.1 et NPTF B1.20.3
 Rubrica - Maschi a macchina NPT ANSI B1.20.1 e NPTF B1.20.3

		N							
Caractéristiques Caratteristiche			 	  					
									
Genre de trou Tipo di foro									
									
		N410-3	N410V-3	N411V-3	D5800				
NPT DIN longue NPT DIN lungo	DC	170	170	170	171				
NPTF DIN longue NPTF DIN lungo	DC	170			171				

PG, TR

Répertoire - Tarauds à machine et à main PG DIN 40430, TR ISO 2901-2904, DIN 103
 Rubrica - Maschi a macchina e a mano PG DIN 40430, TR ISO 2901-2904, DIN 103

	N						
Caractéristiques Caratteristiche							
Genre de trou Tipo di foro							
	N420-3	N410-1	N410-2	N410-3	N410-S	N410-8	
PG DIN longue PG DIN lungo	DIN 40433						
	172						
TR DIN longue TR DIN lungo	DC		173	173	173	173	172
Tolérance Tolleranza	TR 7H				173	173	172

NPT, NPTF
PG, TR

NPT, NPTF

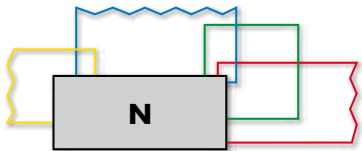


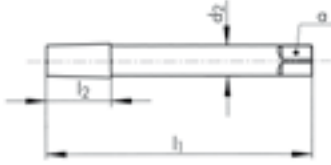
ANSI B1.20.1, ANSI B1.20.3

HSSE



							N410-3	N410V-3	N411V-3	N410-3
N410-3										
N410V-3										
N411V-3										
N410-3										
\varnothing d ₁ NPT, NPTF	P TPI	l ₁ mm	l ₂ mm	d ₂ mm	a mm		ID	ID	ID	ID
1/16	27	71	13.0	7.0	5.5	3	101961	102021	102031	101971
1/8	27	71	13.0	8.0	6.2	5	101964	102024	102034	101974
1/4	18	80	20.0	11.0	9.0	5	101963	102023	102033	101973
3/8	18	90	20.0	12.0	9.0	5	101968	102028	102038	101978
1/2	14	100	26.0	16.0	12.0	5	101962	102022	102032	101972
3/4	14	110	26.0	20.0	16.0	5	101967	102027	102037	101977
1	11.5	125	32.0	25.0	20.0	5	101965	102025	102035	101975
1 1/4	11.5	125	32.0	32.0	24.0	5	101960	102020		
1 1/2	11.5	140	32.0	36.0	29.0	5	101959	102019		
2	11.5	160	32.0	36.0	29.0	7	101966	102026		

Vc (m/min) Ø d1				
NPT, NPTF 1/16" - 1/4"		3/8" - 1/2"	3/4" - 1"	1.1/4" - 2"
	6	5	4	3
	5	4	3	2
	10	8	7	5
	18	15	13	10

					D5800			
D5800 								
								
\varnothing'' NPT, NPTF	l_1 mm	l_2 mm	d_2 mm	a mm	ID			
1/16	70	17.0	6.0	4.9	118701			
1/8	70	17.0	8.0	6.2	110531			
1/4	80	27.0	10.0	8.0	110530			
3/8	85	27.0	12.0	9.0	110535			
1/2	95	35.0	16.0	12.0	110529			
3/4	105	35.0	20.0	16.0	110534			
1	130	43.0	25.0	20.0	110532			

Avant-trous pour filetages NPT et NPTF Prefori per filettature NPT et NPTF

Avant-trous cylindriques

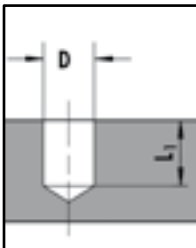
Usure plus rapide du taraud, à éviter

Preforo cilindrico

Comporta un'usura più rapida del maschio, da evitare

*Il est recommandé d'aleser D_3 au maximum

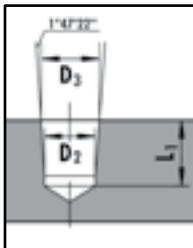
*Si raccomanda d'alesare D_3 al valore massimo


Avant-trous coniques 1:16

Perçer cylindrique selon $\varnothing D_2$ et aléser conique selon $\varnothing D_3$

Preforo conico 1:16

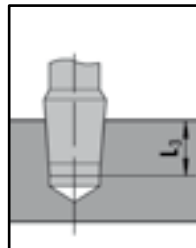
Forare con punta cilindrica secondo il $\varnothing D_2$ e quindi alesare conico secondo $\varnothing D_3$


Taradage

Tarauder jusqu'à la profondeur $L_3 = \varnothing$ nominal

Filettatura

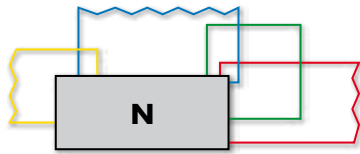
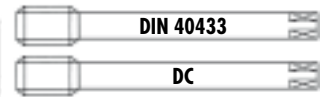
Filettare fino alla profondità $L_3 = \varnothing$ nominale



\varnothing'' NPT, NPTF	D mm	L_1 mm	D_2 mm	NPT $D_3(+0.05)$ mm	NPTF $D_3(+0.05)$ mm	L_3 mm
1/16	6.15	12.00	6.00	6.39	6.41	10.20
1/8	8.50	12.00	8.30	8.74	8.76	10.30
1/4	11.00	17.50	10.80	11.36	11.40	15.10
3/8	14.50	17.50	14.20	14.80	14.84	15.30
1/2	17.90	23.00	17.50	18.32	18.33	20.00
3/4	23.20	23.00	22.80	23.67	23.68	20.50
1	29.00	28.00	28.60	29.69	29.72	24.60

PG DIN 40430 TR ISO 2901-2904, DIN 103

HSSE



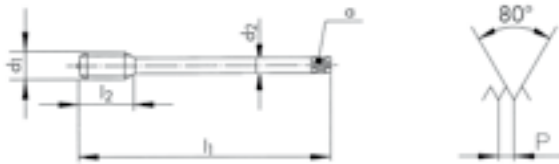
N420-3

N410-8

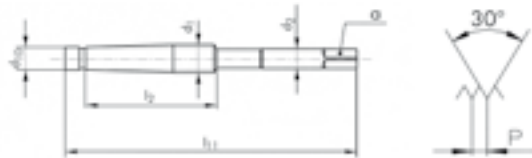
N420-3



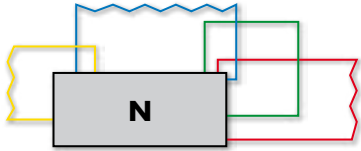



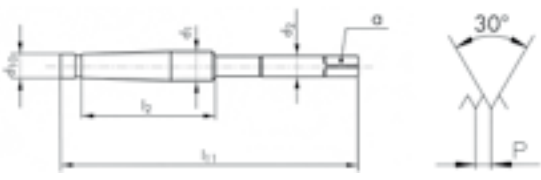


N410-8



























$\varnothing d_1$ PG	P TPI	d_1 mm	l_1 mm	l_2 mm	d_2 mm	a mm			ID
7	20	12.50	100	24.0	9.0	7.0	3	11.30	104901
9	18	15.20	100	26.0	12.0	9.0	3	13.90	104902
11	18	18.60	110	26.0	14.0	11.0	4	17.30	104903
13.5	18	20.40	125	28.0	16.0	12.0	4	19.10	104904
16	18	22.50	125	28.0	18.0	14.5	4	21.20	104905
21	16	28.30	150	36.0	22.0	18.0	4	26.80	104906
29	16	37.00	170	38.0	28.0	22.0	4	35.50	104907
36	16	47.00	190	38.0	36.0	29.0	5	45.50	104908






















































































































$\varnothing d_1$ TR	P mm	l_{11} mm	l_2 mm	d_{10} mm	d_2 mm	a mm			ID
10	2.00	100	45.0	8.20	7.0	5.5	3	8.20	102008
12	3.00	140	75.0	9.25	8.0	6.2	3	9.25	102009
14	3.00	150	75.0	11.25	10.0	8.0	3	11.25	102010
16	4.00	180	100.0	12.25	11.0	9.0	3	12.25	102011
18	4.00	180	100.0	14.25	12.0	9.0	3	14.25	102012
20	4.00	190	100.0	16.25	14.0	11.0	3	16.25	102013
22	5.00	220	110.0	17.25	16.0	12.0	4	17.25	111616
24	5.00	220	110.0	19.25	18.0	14.5	4	19.25	102015

									N410-1	N410-2	N410-3	N410-S
												
												
												
$\varnothing d_1$ TR	P mm	l_{11} mm	l_2 mm	d_{10} mm	d_2 mm	a mm			ID	ID	ID	ID
10	2.00	85	30.0	8.20	7.0	5.5	3	8.20	* 101827	* 101838	* 101979	* 110972
12	3.00	115	45.0	9.25	8.0	6.2	3	9.25	* 101828	* 101839	* 101980	* 110973
16	4.00	165	65.0	12.25	11.0	9.0	3	12.25	* 101830	* 101841	* 101982	* 110975
20	4.00	175	65.0	16.25	14.0	11.0	3	16.25	* 101832	* 101843	* 101984	* 110977

	N				Z	S	
Caractéristiques Caratteristiche 		 V	 R40	 R40 V	 R45 VS	 VS	 R35 VS
							
Genre de trou Tipo di foro							
	N320-4	N320V-4	N360-3	N360V-3	Z370VS-3	S320VS-4	S360VS-3
<i>DIN longue</i> DIN lungo ~DIN 40435	176	176	177	177			
<i>DIN longue</i> DIN lungo ~DIN 2184-1	180/183		180/183		181/184	184	184
<i>Filetage</i> Filettatura EG M	176	176	177	177			
<i>Filetage</i> Filettatura EG UNC	180		180		181		
<i>Filetage</i> Filettatura EG UNF	183		183		184	184	184
	N420-4	N420V-4	N460-3	N460V-3			
<i>DIN longue</i> DIN lungo ~DIN 40435	176	176	177	177			
<i>DIN longue</i> DIN lungo ~DIN 2184-1	180/183		180/183				
<i>Filetage</i> Filettatura EG M	176	176	177	177			
<i>Filetage</i> Filettatura EG UNC	180		180				
<i>Filetage</i> Filettatura EG UNF	183		183				

EG

Répertoire - Tarauds à machine pour filets rapportés EG M, EG UNC, EG UNF
 Rubrica - Maschi a macchina per filetti riportati EG M, EG UNC, EG UNF

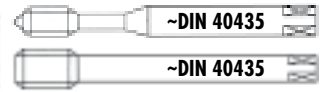
SA			TL	
				
				
				
				
				
				
				
				
				
				
				
				
				
				
				
				
				
				
				
				
				
				
				



≤ Ø 2.8 > Ø 2.8

PM

HSSE



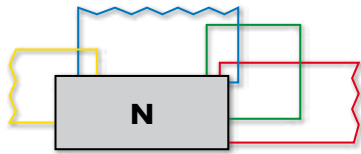
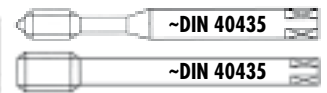
										N320-4	N320V-4	N420-4	N420V-4
N320-4													
N320V-4	V												
N420-4													
N420V-4	V												
Ø d ₁ EG M	P mm	d ₂ mm	l ₁ mm	l ₂ mm	l ₃ mm	d ₂ mm	a mm			ID	ID	ID	ID
2	0.40	2.520	50	10.0		2.8	2.1	3	2.10	101537	118788		
2.5	0.45	3.084	56	12.0	18	3.5	2.7	3	2.65	101538			
3	0.50	3.650	56	13.0	20	4.0	3.0	3	3.15	101539	142804		
4	0.70	4.910	70	15.0	25	6.0	4.9	3	4.20	101540	142805		
5	0.80	6.040	80	17.0	30	6.0	4.9	3	5.25	101541	142806		
6	1.00	7.300	80	17.0	30	7.0	5.5	3	6.30	101542	142807		
8	1.25	9.624	100	22.0	39	10.0	8.0	3	8.40	101543	142808		
10	1.50	11.948	100	24.0		9.0	7.0	3	10.40			102252	142809
12	1.75	14.274	110	28.0		11.0	9.0	3	12.50			102253	142810
14	2.00	16.598	110	30.0		12.0	9.0	3	14.60				* 142811
16	2.00	18.598	125	33.0		14.0	11.0	3	16.60			102255	142812



≤ Ø 2.8 > Ø 2.8

PM

HSSE



N360-3

N360V-3

N460-3

N460V-3



N360-3



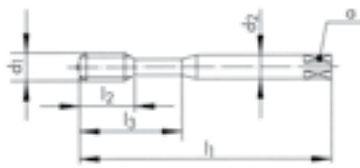
N360V-3



N460-3



N460V-3



Ø d ₁ EG M	P mm	d ₁ mm	l ₁ mm	l ₂ mm	l ₃ mm	d ₂ mm	a mm		
2	0.40	2.520	50	9.0		2.8	2.1	2	2.10
2.5	0.45	3.084	56	5.5	18	3.5	2.7	3	2.65
3	0.50	3.650	56	6.5	20	4.0	3.0	3	3.15
4	0.70	4.910	70	9.0	25	6.0	4.9	3	4.20
5	0.80	6.040	80	11.0	30	6.0	4.9	3	5.25
6	1.00	7.300	80	11.0	30	7.0	5.5	3	6.30
8	1.25	9.624	100	14.0	39	10.0	8.0	3	8.40
10	1.50	11.948	100	14.0		9.0	7.0	3	10.40
12	1.75	14.274	110	14.0		11.0	9.0	3	12.50
14	2.00	16.598	110	18.0		12.0	9.0	3	14.60
16	2.00	18.598	125	21.0		14.0	11.0	3	16.60

ID

ID

ID

ID

101599

101600

101601

142813

101602

142814

101603

142815

101604

142816

101605

142817

102335

142818

102336

142819

102337

142820

102338

142821



aero

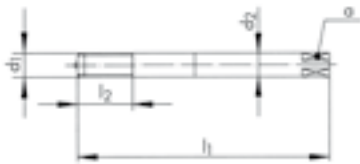
										SA320-4	SA350-3	TL320VS-4	TL351VS-3																																																																																										
<div style="display: flex; justify-content: space-between;"> <div style="width: 45%;"> <p>SA320-4 52 53</p> <p>SA350-3 52 53</p> <p>TL320VS-4 VS 41 42</p> <p>TL351VS-3 VS 41 42</p> </div> <div style="width: 50%; text-align: center;"> </div> </div>																																																																																																							
										<div style="display: flex; justify-content: space-around;"> <div style="border: 1px solid black; padding: 5px;">B 4 x P</div> <div style="border: 1px solid black; padding: 5px;">C 2.5 x P</div> <div style="border: 1px solid black; padding: 5px;">B 4 x P</div> <div style="border: 1px solid black; padding: 5px;">C 2.5 x P</div> </div>																																																																																													
										<div style="display: flex; justify-content: space-around;"> <div style="border: 1px solid black; padding: 5px;">6H mod</div> <div style="border: 1px solid black; padding: 5px;">6H mod</div> <div style="border: 1px solid black; padding: 5px;">6H mod</div> <div style="border: 1px solid black; padding: 5px;">6H mod</div> </div>																																																																																													
<table border="1" style="width: 100%; border-collapse: collapse;"> <thead> <tr> <th>∅ d₁ EG M</th> <th>P mm</th> <th>d₂ mm</th> <th>l₁ mm</th> <th>l₂ mm</th> <th>l₃ mm</th> <th>d₂ mm</th> <th>α mm</th> <th></th> <th></th> </tr> </thead> <tbody> <tr> <td>3</td> <td>0.50</td> <td>3.650</td> <td>56</td> <td>13.0</td> <td></td> <td>4.0</td> <td>3.0</td> <td>3</td> <td>3.15</td> </tr> <tr> <td>4</td> <td>0.70</td> <td>4.910</td> <td>70</td> <td>15.0</td> <td></td> <td>6.0</td> <td>4.9</td> <td>3</td> <td>4.20</td> </tr> <tr> <td>5</td> <td>0.80</td> <td>6.040</td> <td>80</td> <td>15.0</td> <td>23</td> <td>6.0</td> <td>4.9</td> <td>3</td> <td>5.25</td> </tr> <tr> <td>6</td> <td>1.00</td> <td>7.300</td> <td>80</td> <td>15.0</td> <td>23</td> <td>7.0</td> <td>5.5</td> <td>3</td> <td>6.30</td> </tr> <tr> <td>8</td> <td>1.25</td> <td>9.624</td> <td>100</td> <td>20.0</td> <td>33</td> <td>10.0</td> <td>8.0</td> <td>3</td> <td>8.40</td> </tr> </tbody> </table>										∅ d ₁ EG M	P mm	d ₂ mm	l ₁ mm	l ₂ mm	l ₃ mm	d ₂ mm	α mm			3	0.50	3.650	56	13.0		4.0	3.0	3	3.15	4	0.70	4.910	70	15.0		6.0	4.9	3	4.20	5	0.80	6.040	80	15.0	23	6.0	4.9	3	5.25	6	1.00	7.300	80	15.0	23	7.0	5.5	3	6.30	8	1.25	9.624	100	20.0	33	10.0	8.0	3	8.40	<table border="1" style="width: 100%; border-collapse: collapse;"> <thead> <tr> <th>ID</th> <th>ID</th> <th>ID</th> <th>ID</th> </tr> </thead> <tbody> <tr> <td>147676</td> <td>147682</td> <td>* 152001</td> <td>150478</td> </tr> <tr> <td>147678</td> <td>147684</td> <td>* 152002</td> <td>152003</td> </tr> <tr> <td>147680</td> <td>147686</td> <td></td> <td>150184</td> </tr> <tr> <td>147688</td> <td>147692</td> <td>* 152004</td> <td>152005</td> </tr> <tr> <td>149354</td> <td>149356</td> <td>* 152088</td> <td>152089</td> </tr> </tbody> </table>										ID	ID	ID	ID	147676	147682	* 152001	150478	147678	147684	* 152002	152003	147680	147686		150184	147688	147692	* 152004	152005	149354	149356	* 152088	152089
∅ d ₁ EG M	P mm	d ₂ mm	l ₁ mm	l ₂ mm	l ₃ mm	d ₂ mm	α mm																																																																																																
3	0.50	3.650	56	13.0		4.0	3.0	3	3.15																																																																																														
4	0.70	4.910	70	15.0		6.0	4.9	3	4.20																																																																																														
5	0.80	6.040	80	15.0	23	6.0	4.9	3	5.25																																																																																														
6	1.00	7.300	80	15.0	23	7.0	5.5	3	6.30																																																																																														
8	1.25	9.624	100	20.0	33	10.0	8.0	3	8.40																																																																																														
ID	ID	ID	ID																																																																																																				
147676	147682	* 152001	150478																																																																																																				
147678	147684	* 152002	152003																																																																																																				
147680	147686		150184																																																																																																				
147688	147692	* 152004	152005																																																																																																				
149354	149356	* 152088	152089																																																																																																				



aero

SA390-3

SA390-3



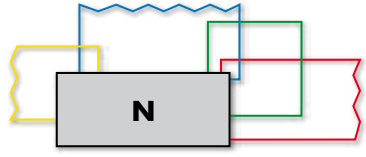
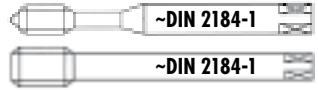
$\varnothing d_1$ EG M	P mm	d_1 mm	l_1 mm	l_2 mm	d_2 mm	α mm			ID
3	0.50	3.650	56	13.0	4.0	3.0	3	3.15	149669
4	0.70	4.910	70	15.0	6.0	4.9	3	4.20	149688
5	0.80	6.040	80	20.0	6.0	4.9	3	5.25	149710
6	1.00	7.300	80	20.0	7.0	5.5	3	6.30	149723
8	1.25	9.624	100	30.0	10.0	8.0	3	8.40	149748
10	1.50	11.948	110	35.0	12.0	9.0	3	10.40	149767

EG UNC

NASM33537



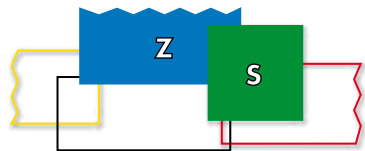
HSSE



										N320-4	N420-4	N360-3	N460-3
N320-4													
N420-4													
N360-3													
N460-3													
										3B	3B	3B	3B
Ø" d₁ EG UNC	P TPI	d₁ mm	l₁ mm	l₂ mm	l₃ mm	d₂ mm	a mm			ID	ID		
4	40	3.67	56	13.0	20	4.0	3.0	3	3.05	110946			
6	32	4.53	70	15.0	25	6.0	4.9	3	3.75	110948			
8	32	5.19	70	15.0	25	6.0	4.9	3	4.45	110949			
10	24	6.20	80	17.0	30	7.0	5.5	3	5.10	* 110945			
1/4	20	8.00	90	20.0	35	8.0	6.2	3	6.70	110944			
5/16	18	9.77	100	22.0	39	10.0	8.0	3	8.40	110947			
3/8	16	11.59	110	24.0		9.0	7.0	3	10.00		110033		
1/2	13	15.23	110	30.0		12.0	9.0	3	13.30		104935		
Ø" d₁ EG UNC	P TPI	d₁ mm	l₁ mm	l₂ mm	l₃ mm	d₂ mm	a mm				ID	ID	
4	40	3.67	56	6.5	20	4.0	3.0	3	3.05		110018		
6	32	4.53	70	9.0	25	6.0	4.9	3	3.75		110019		
8	32	5.19	70	9.0	25	6.0	4.9	3	4.45		110956		
10	24	6.20	80	11.0	30	7.0	5.5	3	5.10		110954		
1/4	20	8.00	90	12.5	35	8.0	6.2	3	6.70		110024		
5/16	18	9.77	100	14.0	39	10.0	8.0	3	8.40		111759		
3/8	16	11.58	110	14.0		9.0	7.0	3	10.00			111715	
1/2	13	15.23	110	18.0		12.0	9.0	3	13.30			111558	

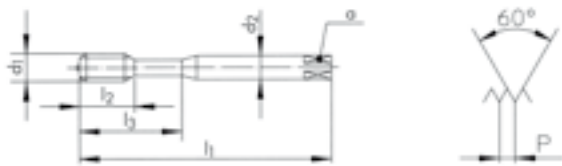
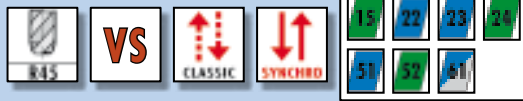


PM



Z370VS-3

Z370VS-3



\varnothing d ₁ EG UNC	P TPI	d ₁ mm	l ₁ mm	l ₂ mm	l ₃ mm	d ₂ h6 mm	a mm		
4	40	3.67	56	6.5	20	4.0 (h9)	3.0	3	3.05
6	32	4.53	70	9.0	25	6.0	4.9	3	3.75
8	32	5.19	70	9.0	25	6.0	4.9	3	4.45

ID

165126
165127
165128

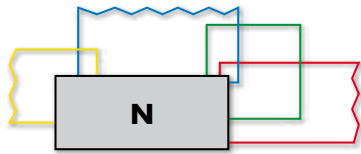
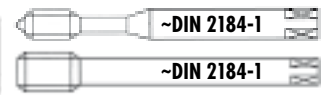


aero

										SA320-4	SA350-3	TL320VS-4	TL351VS-3
\varnothing d ₁ EG UNC	P TPI	d ₁ mm	l ₁ mm	l ₂ mm	l ₃ mm	d ₂ mm	a mm			ID	ID	ID	ID
4	40	3.67	56	13.0		4.0	3.0	3	3.05	149073	149075	* 152030	152031
6	32	4.53	70	15.0		6.0	4.9	3	3.75	149121	149123	* 152040	152041
8	32	5.19	70	15.0		6.0	4.9	3	4.45	149170	149172	* 152052	152053
1/4	20	8.00	90	18.0	29	8.0	6.2	3	6.70	149284	149286	* 152073	152074
5/16	18	9.77	100	20.0	33	10.0	8.0	3	8.40	* 149358	* 149360	* 152090	* 152091



HSSE



N320-4



N420-4



N360-3



N460-3



N320-4

N420-4

N360-3

N460-3

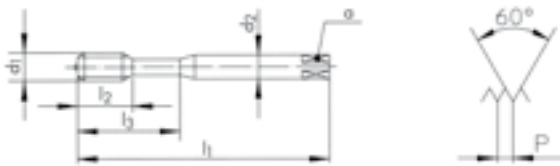


3B

3B

3B

3B



Ø" d ₁ EG UNF	P TPI	d ₁ mm	l ₁ mm	l ₂ mm	l ₃ mm	d ₂ mm	a mm		
6	40	4.33	63	14.0	21	4.5	3.4	3	3.70
8	36	5.08	70	15.0	25	6.0	4.9	3	4.40
10	32	5.85	80	17.0	30	6.0	4.9	3	5.10
1/4	28	7.52	90	20.0	35	8.0	6.2	3	6.65
5/16	24	9.31	90	20.0	35	9.0	7.0	3	8.20
3/8	24	10.89	100	19.0		8.0	6.2	3	9.80
1/2	20	14.35	100	24.0		11.0	9.0	3	13.10

ID

ID

118879

118882

104941

110234

118876

118873

118865

Ø" d ₁ EG UNF	P TPI	d ₁ mm	l ₁ mm	l ₂ mm	l ₃ mm	d ₂ mm	a mm		
6	40	4.33	63	7.5	21	4.5	3.4	3	3.70
8	36	5.08	70	9.0	25	6.0	4.9	3	4.40
10	32	5.85	80	11.0	30	6.0	4.9	3	5.10
1/4	28	7.52	90	12.5	35	8.0	6.2	3	6.65
5/16	24	9.31	90	12.5	35	9.0	7.0	3	8.20
3/8	24	10.89	100	19.0		8.0	6.2	3	9.80
1/2	20	14.35	100	14.0		11.0	9.0	3	13.10

ID

ID

110959

110960

104946

110020

111619

110027

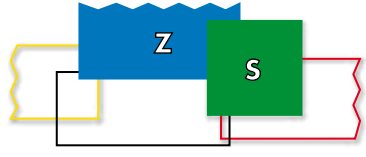
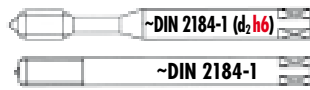
104951

EG UNC
EG UNF

EG UNF NASM33537



PM



Z370VS-3 S320VS-4 S360VS-3 SA390-3



Z370VS-3

VS CLASSIC SYNCHRO

15 22 23 24
51 52 61

S320VS-4

VS

13 15 24 52

S360VS-3

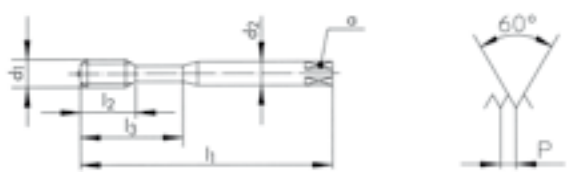
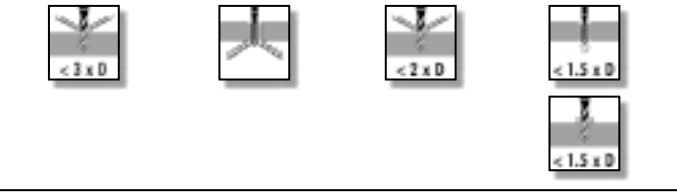
VS

13 15 24 52

SA390-3

R10 **aero**

53



C 2.5 x P B 4 x P C 2.5 x P C 2.5 x P

3B 3B 3B 3B

Ø" d ₁ EG UNF	P TPI	d ₁ mm	l ₁ mm	l ₂ mm	l ₃ mm	d ₂ h6 mm	a mm		
10	32	5.85	80	11.0	30	6.0	4.9	3	5.10
1/4	28	7.52	90	12.5	35	8.0	6.2	3	6.65
5/16	24	9.31	90	12.5	35	*8.0	*6.2	3	8.20

* Norme DC / * DC Norm / * Norma DC

ID
165129
165130
165131

Ø" d ₁ EG UNF	P TPI	d ₁ mm	l ₁ mm	l ₂ mm	l ₃ mm	d ₂ mm	a mm		
10	32	5.85	80	17.0	30	6.0	4.9	3	5.10
1/4	28	7.52	90	20.0	35	8.0	6.2	3	6.65
5/16	24	9.31	90	20.0	35	9.0	7.0	3	8.20

ID
111821
111822
111823

Ø" d ₁ EG UNF	P TPI	d ₁ mm	l ₁ mm	l ₂ mm	l ₃ mm	d ₂ mm	a mm		
10	32	5.85	80	11.0	30	6.0	4.9	3	5.10
1/4	28	7.52	90	12.5	35	8.0	6.2	3	6.65
5/16	24	9.31	90	12.5	35	9.0	7.0	3	8.20

ID
111811
111812
111824

Ø" d ₁ EG UNF	P TPI	d ₁ mm	l ₁ mm	l ₂ mm	d ₂ mm	a mm		
10	32	5.85	80	20.0	6.0	4.9	3	5.10
1/4	28	7.52	90	25.0	8.0	6.2	3	6.65

ID
149702
149724



aero


SA320-4

SA350-3

TL320VS-4

TL351VS-3

SA320-4



SA350-3



TL320VS-4




VS



TL351VS-3



VS



Ø" d ₁ EG UNF	P TPI	d ₁ mm	l ₁ mm	l ₂ mm	l ₃ mm	d ₂ mm	a mm		
10	32	5.85	80	15.0	23	6.0	4.9	3	5.10
1/4	28	7.52	90	18.0	29	8.0	6.2	3	6.65
5/16	24	9.31	90	20.0	31	9.0	7.0	3	8.20

ID

ID

ID

ID

149190

149192

* 148009

148008

146099

149268

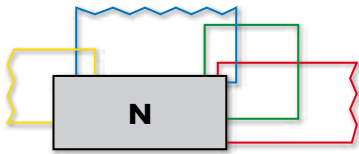
* 148015

148014

149336

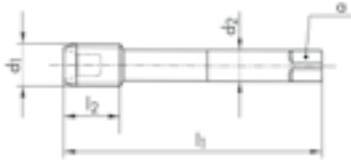
149338



148021



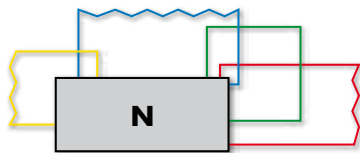
N470V-4

N470V-4



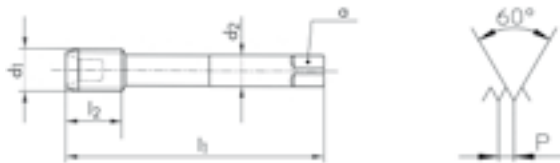
$\varnothing d_1$ M	P mm	l_1 mm	l_2 mm	d_2 mm	a mm			ID
30	3.50	180	39.0	22.0	18.0	5	26.50	102575
33	3.50	180	39.0	22.0	18.0	5	29.50	* 102576
36	4.00	200	43.0	25.0	20.0	5	32.00	102577
39	4.00	200	43.0	25.0	20.0	5	35.00	102578
42	4.50	220	47.0	28.0	22.0	5	37.50	102579
45	4.50	220	47.0	28.0	22.0	5	40.50	102580
48	5.00	240	52.0	32.0	24.0	5	43.00	102581
52	5.00	240	52.0	32.0	24.0	5	47.00	102582
56	5.50	260	58.0	36.0	29.0	6	50.50	102583
60	5.50	260	58.0	36.0	29.0	6	54.50	102584
64	6.00	290	64.0	40.0	32.0	6	58.00	102585
68	6.00	290	64.0	40.0	32.0	6	62.00	* 102586





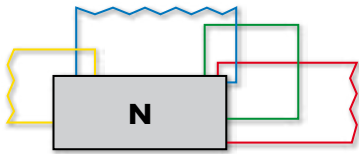
N470V-3

N470V-3



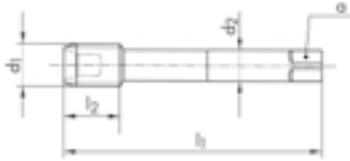
∅ d ₁ MF	P mm	l ₁ mm	l ₂ mm	d ₂ mm	a mm			ID
△22	1.50	125	28.0	18.0	14.5	4	20.50	* 102526
△26	1.50	140	30.0	18.0	14.5	4	24.50	* 102529
△28	1.50	140	30.0	20.0	16.0	4	26.50	* 102530
30	1.50	160	32.0	22.0	18.0	5	28.50	* 102531
32	1.50	160	32.0	22.0	18.0	5	30.50	* 102533
34	1.50	160	26.0	22.0	18.0	5	32.50	* 102537
35	1.50	175	28.0	25.0	20.0	5	33.50	* 102538
36	2.00	175	35.0	25.0	20.0	5	34.00	102540
36	3.00	200	43.0	25.0	20.0	5	33.00	102541
38	1.50	175	28.0	25.0	20.0	5	36.50	* 102542
40	1.50	190	31.0	28.0	22.0	5	38.50	* 102543
40	2.00	190	38.0	28.0	22.0	5	38.00	* 102544
42	2.00	190	38.0	28.0	22.0	5	40.00	102546
42	3.00	220	47.0	28.0	22.0	5	39.00	102547
48	1.50	205	34.0	32.0	24.0	5	46.50	* 102551
48	3.00	205	41.0	32.0	24.0	5	45.00	102553
52	3.00	205	41.0	32.0	24.0	5	49.00	102557
56	4.00	260	58.0	36.0	29.0	6	52.00	102559
64	4.00	290	64.0	40.0	32.0	6	60.00	102561
80	4.00	270	56.0	45.0	35.0	7	76.00	* 102564



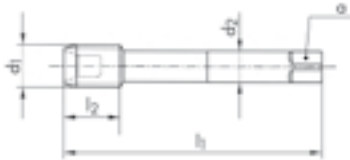


N470V-3

N470V-3



Ø" d ₁ UN	P TPI	d ₁ mm	l ₁ mm	l ₂ mm	d ₂ mm	a mm			ID
1 1/4	8	31.75	180	39.0	22.0	18.0	5	28.70	102566
1 3/8	8	34.92	180	39.0	22.0	18.0	5	31.80	102568
1 1/2	8	38.10	200	43.0	25.0	20.0	5	35.00	102565
1 5/8	8	41.27	220	47.0	28.0	22.0	5	38.20	102569
1 3/4	8	44.45	220	47.0	28.0	22.0	5	41.40	102567
1 7/8	8	47.62	240	52.0	32.0	24.0	5	44.50	102570
2	8	50.80	205	41.0	32.0	24.0	5	47.70	102572
2 1/4	8	57.15	220	45.0	36.0	29.0	6	54.10	102571
2 1/2	8	63.50	220	45.0	36.0	29.0	6	60.40	111879



Ø" d ₁ G	P TPI	d ₁ mm	l ₁ mm	l ₂ mm	d ₂ mm	a mm			ID
^Δ 1/2	14	20.95	140	32.0	16.0	12.0	4	18.90	* 102521
^Δ 3/4	14	26.44	150	34.0	20.0	16.0	4	24.40	102525
1	11	33.24	160	32.0	22.0	18.0	5	30.70	102522
1 1/4	11	41.91	190	38.0	28.0	22.0	5	39.30	102519
1 1/2	11	47.80	205	41.0	32.0	24.0	5	45.20	102518
1 3/4	11	53.74	205	41.0	32.0	24.0	5	51.20	* 102520
2	11	59.61	220	45.0	36.0	29.0	6	57.00	102524



FORETS-TARAUDEURS

Généralités

Le foret-taraudeur DC est un outil qui permet de percer et de tarauder une pièce en une seule opération sans changement d'outillage.

Son utilisation est idéale sur des machines CNC, des machines transfert, des tours revolver et des taraudeuses.

Champs d'application

Les matières aptes à être travaillées avec le foret-taraudeur DC, sont celles se situant jusqu'à 750 N/mm², dont les aciers, la fonte grise, la fonte grise ductile, le laiton et l'aluminium.

Exigences

- L'avant-trou doit être percé entièrement avant que le taraud commence son travail.
- Pour les matières à copeaux courts, la profondeur du taraudage ne doit pas excéder 1.8 x D (2 x D pour N5952).
- Pour les matières à copeaux longs, la profondeur du taraudage ne doit pas excéder 1.2 x D.
- La lubrification est identique à celle du taraudage.

Vitesses de coupe

Lorsque les machines le permettent, il est préférable de travailler aux vitesses de perçage et de taraudage appropriées (voir table de utilisation en page 7).

Sur les machines où les vitesses de perçage et de taraudage ne peuvent pas être variées, il est recommandé d'appliquer les valeurs indiquées dans le tableau ci-dessous.

Utilisation

Chanfreins:

Centrer et chanfreiner simultanément.

Programmation avec avance et rotation, 100 % synchronisées (cas idéal):

- 1) Placer le foret-taraudeur en accéléré à sa place de travail
- 2) Perçage:
 - régler les tours
 - régler l'avance
 - éviter les copeaux longs
 - éliminer les copeaux
- 3) Positionner le foret-taraudeur pour amorcer le filetage
- 4) Taraudage:
 - régler la vitesse de taraudage
 - l'avance doit correspondre au 100 % du pas
 - régler la profondeur
 - le taraud doit être libre de copeaux au moment de commencer le travail
- 5) Revenir avec l'outil à la position de départ

Programmation sans une synchronisation totale de l'avance et de la rotation:

Important: utiliser un mandrin avec ressort de compression bloqué et une extension axiale libre.

- 1) Placer le foret-taraudeur en accéléré à sa place de travail
- 2) Perçage:
 - régler les tours
 - régler l'avance
 - éviter les copeaux longs
 - éliminer les copeaux
- 3) Positionner le foret-taraudeur pour amorcer le filetage
- 4) Taraudage:
 - régler la vitesse de taraudage
 - l'avance doit correspondre à 90 - 95 % du pas
 - régler la profondeur du filetage
- 5) Revenir avec l'outil à la position de départ.

Vitesses de coupe et tours/min (directives)

Groupes de matières	Vc (m/min)	Ø et nombre de tours/min										
		M3	M4	M5	M6	M8	M10	M12	M14	M16	M18	M20
Aciers jusqu'à 500 N/mm ²	20	2120	1600	1270	1060	800	640	530	460	400	360	320
Aciers dès 500 N/mm ²	15	1600	1200	950	800	600	480	400	340	300	270	240
Fonte grise ductile	20	2120	1600	1270	1060	800	640	530	460	400	360	320
Fonte grise	15	1600	1200	950	800	600	480	400	340	300	270	240
Laiton	25	2650	2000	1600	1330	950	800	660	570	500	450	400
Aluminium	25	2650	2000	1600	1330	950	800	660	570	500	450	400

PUNTE MASCHIATRICI

Generalità

La punta maschiatrice DC è un utensile che permette di forare e maschiare un pezzo in un'unica operazione senza cambio di utensile.

Il suo impiego è ideale con macchine CNC, transfert, torni revolver e maschiatrici.

Campi d'impiego

I materiali che si prestano ad essere lavorati con la punta maschiatrice DC, sono quelli sino a 750 N/mm² e pertanto: acciai da costruzione, ghisa grigia malleabile, ghisa grigia, ottone ed alluminio.

Esigenze

- Il preforo deve essere completamente eseguito prima che il maschio inizi a lavorare.
- Nei materiali a truciolo corto, la profondità del filetto non deve superare 1.8 x D (2 x D con l'utensile N5952).
- Nei materiali a truciolo lungo, la profondità del filetto non deve superare 1.2 x D.
- La lubrificazione è identica a quella per la maschiatura.

Velocità di taglio

Quando le macchine lo consentono, è preferibile lavorare con velocità di foratura e maschiatura appropriata (vedere la tabella d'impiego a pag. 7).

Sulle macchine ove le velocità di foratura e maschiatura non possono essere variate, si raccomanda di applicare i valori indicati nella tabella sottoriportata.

Impiego

Smussi :

Centrare e smussare simultaneamente.

Programmazione con avanzamento e rotazione, 100 % sincronizzati (caso ideale) :

- 1) Posizionare la punta maschiatrice, in accelerazione, nel punto di lavoro
- 2) Foratura :
 - regolare il numero di giri
 - regolare l'avanzamento
 - evitare i trucioli lunghi
 - eliminare i trucioli
- 3) Posizionare la punta maschiatrice per iniziare il filetto
- 4) Maschiatura :
 - regolare la velocità
 - avanzamento = 100 % del passo
 - regolare la profondità della filettatura
- 5) Ritornare con la punta maschiatrice alla posizione di partenza.







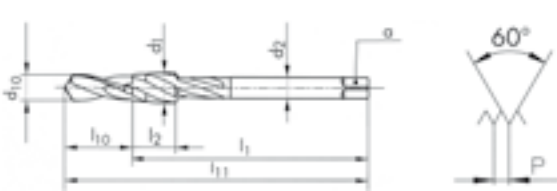

Programmazione senza sincronizzazione totale dell'avanzamento e della rotazione :

Importante : utilizzare un maschiatore con molla di compressione bloccata ed estensione assiale libera.

- 1) Posizionare la punta maschiatrice, in accelerazione, nel punto di lavoro
- 2) Foratura :
 - regolare il numero di giri
 - regolare l'avanzamento
 - evitare i trucioli lunghi
 - eliminare i trucioli
- 3) Posizionare la punta maschiatrice per iniziare il filetto
- 4) Maschiatura :
 - regolare la velocità
 - avanzamento = 90 - 95 % del passo
 - regolare la profondità della filettatura
- 5) Ritornare con la punta maschiatrice alla posizione di partenza.


Velocità di taglio e giri/min (valori indicativi)



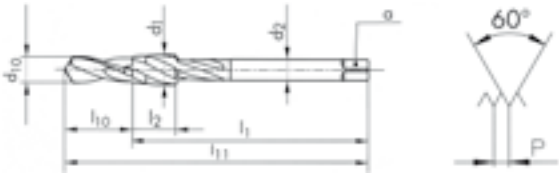
Gruppi di materiali	Vc (m/min)	Ø e numero di giri/min										
		M3	M4	M5	M6	M8	M10	M12	M14	M16	M18	M20
Acciai < 500 N/mm ²	20	2120	1600	1270	1060	800	640	530	460	400	360	320
Acciai > 500 N/mm ²	15	1600	1200	950	800	600	480	400	340	300	270	240
Ghisa grigia malleabile	20	2120	1600	1270	1060	800	640	530	460	400	360	320
Ghisa grigia	15	1600	1200	950	800	600	480	400	340	300	270	240
Ottone	25	2650	2000	1600	1330	950	800	660	570	500	450	400
Alluminio	25	2650	2000	1600	1330	950	800	660	570	500	450	400

								N5951	N5952	N5951	
N5951											
N5952											
N5951											
											
								ISO 2 6H	ISO 2 6H	7H EN 60423	
∅ d ₁ M	P mm	l ₁₁ mm	l ₂ mm	d ₂ mm	a mm	d ₁₀ mm	l ₁₀ mm	ID			
3	0.50	62.0	12.5	3.5	2.7	2.55	9.0	104578			
4	0.70	66.0	16.0	4.5	3.4	3.36	10.0	104580			
5	0.80	75.5	18.0	6.0	4.9	4.26	12.5	104583			
6	1.00	81.0	20.0	6.0	4.9	5.05	14.0	104585			
8	1.25	93.0	12.0	6.0	4.9	6.80	20.0	104588			
10	1.50	99.0	14.0	7.0	5.5	8.55	22.0	104571			
12	1.75	106.0	16.0	9.0	7.0	10.30	25.0	104573			
16	2.00	123.0	20.0	12.0	9.0	14.10	32.0	104576			
20	2.50	132.0	22.0	16.0	12.0	17.60	36.0	104577			
∅ d ₁ M	P mm	l ₁₁ mm	l ₂ mm	d ₂ mm	a mm	d ₁₀ mm	l ₁₀ mm	ID			
4	0.70	77.0	16.0	4.5	3.4	3.36	21.0	104608			
5	0.80	87.0	18.0	6.0	4.9	4.26	24.0	104609			
6	1.00	94.0	20.0	6.0	4.9	5.05	27.0	104610			
8	1.25	109.0	12.0	6.0	4.9	6.80	36.0	104611			
10	1.50	118.0	14.0	7.0	5.5	8.55	41.0	104603			
∅ d ₁ MF	P mm	l ₁₁ mm	l ₂ mm	d ₂ mm	a mm	d ₁₀ mm	l ₁₀ mm	ID			
4	0.50	66.0	16.0	4.5	3.4	3.55	10.0	* 104579			
5	0.75	75.5	18.0	6.0	4.9	4.31	12.5	* 123379			
8	1.00	93.0	12.0	6.0	4.9	7.05	20.0	104587			
10	1.00	99.0	14.0	7.0	5.5	9.05	22.0	104570			
∅ d ₁ MF	P mm	l ₁₁ mm	l ₂ mm	d ₂ mm	a mm	d ₁₀ mm	l ₁₀ mm	ID			
12	1.50	106.0	16.0	9.0	7.0	10.55	25.0	142825			
16	1.50	123.0	16.0	12.0	9.0	14.55	32.0	142826			
20	1.50	132.0	18.0	16.0	12.0	18.55	36.0	111844			
25	1.50	155.0	22.0	18.0	14.5	23.55	45.0	111845			
32	1.50	170.0	24.0	22.0	18.0	30.55	50.0	111846			

UNC ANSI B1.1 G DIN ISO 228 PG DIN 40430

HSSE



N5951									
									
									
									
2B									
\varnothing " d_1	P	d_1	l_{11}	l_2	d_2	α	d_{10}	l_{10}	ID
UNC	TPI	mm	mm	mm	mm	mm	mm	mm	
6	32	3.50	66.0	16.0	4.0	3.0	2.80	10.0	* 104601
10	24	4.82	75.5	18.0	4.5	3.4	3.86	12.5	* 104598
1/4	20	6.35	81.0	20.0	7.0	5.5	5.15	14.0	* 104597
1/2	13	12.70	106.0	16.0	9.0	7.0	10.85	25.0	* 104596
\varnothing " d_1	P	d_1	l_{11}	l_2	d_2	α	d_{10}	l_{10}	ID
G	TPI	mm	mm	mm	mm	mm	mm	mm	
1/8	28	9.72	93.0	12.0	7.0	5.5	8.75	20.0	104567
1/4	19	13.15	106.0	14.0	11.0	9.0	11.75	25.0	104566
3/8	19	16.66	123.0	16.0	12.0	9.0	15.25	32.0	104569
1/2	14	20.95	132.0	18.0	16.0	12.0	19.00	36.0	104565
3/4	14	26.44	155.0	22.0	18.0	14.5	24.45	45.0	* 104568
\varnothing d_1	P	d_1	l_{11}	l_2	d_2	α	d_{10}	l_{10}	ID
PG	TPI	mm	mm	mm	mm	mm	mm	mm	
7	20	12.50	106.0	14.0	9.0	7.0	11.40	25.0	* 104594
9	18	15.20	114.0	15.0	12.0	9.0	13.95	28.0	* 104595
13.5	18	20.40	132.0	18.0	16.0	12.0	19.15	36.0	* 104590
16	18	22.50	142.0	20.0	18.0	14.5	21.25	40.0	* 104591
29	16	37.00	203.0	28.0	28.0	22.0	35.65	63.0	* 104593



CODIFICATION - CODIFICA

Fraises à tourbillonner en carbure **DC** Frese per microfilettature in metallo duro **DC**



Exemple - Esempio

Fraises à tourbillonner	Fresa per microfilettature	GW					
Une dent	Monodente		10				
Multi dents à un profil	Multidenti ad un profilo		20				
Multi dents à double profil	Multidenti a doppio profilo		30				
Multi dents avec profil complet	Multidenti con profilo completo		40				
Longueur filetée 2.5 x D ₁	Lunghezza di filettatura 2.5 x D ₁			16			
Longueur filetée 4 x D ₁	Lunghezza di filettatura 4 x D ₁			19			
Protection contre l'usure	Protezione antiusura					VS	
Exécution spéciale	Esecuzione speciale						SP

Fraises à fileter en carbure **DC** Frese a filettare in metallo duro **DC**



































Exemple - Esempio


Exécution standard	Esecuzione standard	GF					
Pour aciers trempés (55 - 63 HRC)	Per acciai temprati (55 - 63 HRC)	GFH					
Avec coupe chanfreinante à 45°	Con taglio per smusso a 45°	GFS					
Fraise à fileter polyvalente	Fresa polivalente	GFM					
Fraise à percer/fileter	Fresa a forare/filettare	BGF					
Goujures hélicoïdales 27° (GF), 10° (GFH)	Scanalature elicoidali 27° (GF), 10° (GFH)		61				
Goujures hélicoïdales 27° (GFS)	Scanalature elicoidali 27° (GFS)		66				
Goujures hélicoïdales 15° (GFM)	Scanalature elicoidali 15° (GFM)		62				
Fraise à percer/fileter 2 lèvres	Fresa a forare/filettare 2 taglienti		67				
Fraise à percer/fileter 3 lèvres	Fresa a forare/filettare 3 taglienti		68				
Lubrification extérieure	Lubrificazione esterna			1			
Lubrification intérieure	Lubrificazione interna			6			
Longueur filetée 1.5 x D	Lunghezza di filettatura 1.5 x D				0		
Longueur filetée 2 x D	Lunghezza di filettatura 2 x D				5		
Longueur filetée 2.5 x D	Lunghezza di filettatura 2.5 x D				6		
Protection contre l'usure	Protezione antiusura					VS	
Exécution spéciale	Esecuzione speciale						SP

FRAISES À TOURBILLONNER, À FILETER ET À PERCER/FILETER EN CARBURE MONOBLOC MICROFRESE, FRESE A FILETTARE E FORARE/FILETTARE IN METALLO DURO INTEGRALE


Pictogrammes - Simboli

	Carbure monobloc Metallo duro		Longueur filetée 1.5 x D ₁ Lunghezza di filettatura 1.5 x D ₁
	Goujures hélicoïdales avec hélice à 10° à droite Scanalature elicoidali con elica a 10° a destra		Longueur filetée 2 x D ₁ Lunghezza di filettatura 2 x D ₁
	Goujures hélicoïdales avec hélice à 15° à droite Scanalature elicoidali con elica a 15° a destra		Longueur filetée 2.5 x D ₁ Lunghezza di filettatura 2.5 x D ₁
	Goujures hélicoïdales avec hélice à 27° à droite Scanalature elicoidali con elica a 27° a destra		Filetage intérieur Filettatura interna
	Goujures hélicoïdales avec hélice à 27° à droite Scanalature elicoidali con elica a 27° a destra		Filetage extérieur Filettatura esterna
	Avec coupe chanfreinée à 45° Con taglio per smusso a 45°		Pour trou borgne (BGF) Per foro cieco (BGF)
	Nombre de lèvres (Z) Numero dei taglienti (Z)		Pour trou traversant (BGF) Per foro passante (BGF)
	Canal de lubrification Canale di lubrificazione		BGF, 2 lèvres BGF, 2 taglienti
	Canal de lubrification (BGF, 2 lèvres) Canale di lubrificazione (BGF, 2 taglienti)		BGF, 3 lèvres BGF, 3 taglienti
	Canal de lubrification (BGF, 3 lèvres) Canale di lubrificazione (BGF, 3 taglienti)		Pour matières ≤ 63 HRC (GFH) Per materiali ≤ 63 HRC (GFH)
	Protection contre l'usure  Protezione antiusura 		Filetage conique 1:16 (NPT - NPTF) Filettatura conica 1:16 (NPT - NPTF)
	Filetage EG Filettatura EG		Coaxialité Coassialità
	Longueur filetée 2.5 x D ₁ Lunghezza di filettatura 2.5 x D ₁		Classe de tolérance h5 Classe di tolleranza h5
	Longueur filetée 4 x D ₁ Lunghezza di filettatura 4 x D ₁		Angle d'hélice Angolo d'elica
	Diamètre d'avant-trou Prefori		Normes de l'industrie horlogère suisse Norme industriali dell'orologeria svizzera

Notice GFM

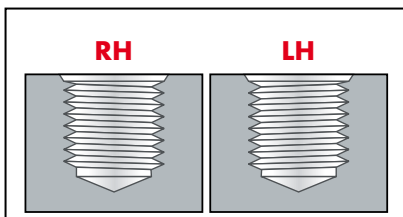
 Pour éviter de recouper le profil, le diamètre de la fraise ne doit pas excéder $\frac{2}{3}$ du diamètre à réaliser pour les pas standards ($\frac{3}{4}$ pour les pas fins).

Nota GFM

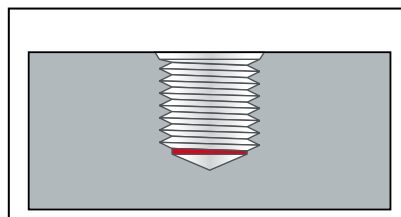
 Per evitare di ritagliare il profilo, il diametro della fresa non deve superare $\frac{2}{3}$ del diametro da realizzare per i passi standard e $\frac{3}{4}$ per i passi fini.

AVANTAGES - VANTAGGI

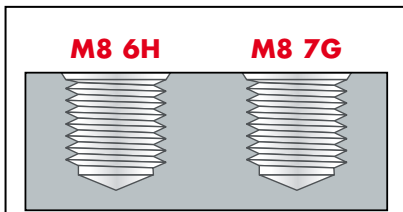
GW-GF-GFH-GFS-GFM



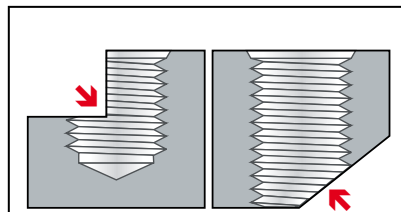
Une seule fraise pour filetages à droite et à gauche
Una sola fresa per filetti destri e sinistri



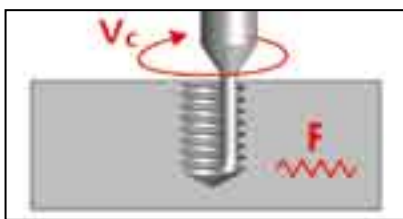
Profondeur du filetage utile proche du fond du trou
Profondità del filetto utile vicino al fondo del preforo




Tolérances requises réglables à choix
Tolleranze regolabili a piacere



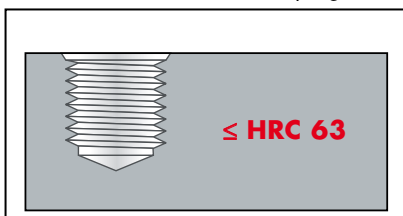
Possibilité de réaliser des filetages incomplets ou interrompus
Possibilità di realizzare filettature incomplete o interrotte



Vitesse de coupe et avance réglable individuellement
en fonction de la matière à usiner.
Velocità di taglio ed avanzamento regolabili singolarmente
in funzione del materiale impiegato.

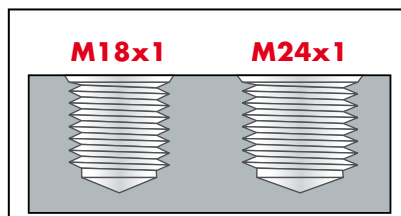


Idéal pour trous borgnes profonds.
Ideale per fori ciechi profondi.



Possibilité de réaliser des filetages dans des aciers trempés
Possibilità di realizzare filettature negli acciai temprati

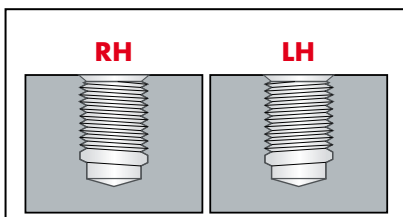
GFH



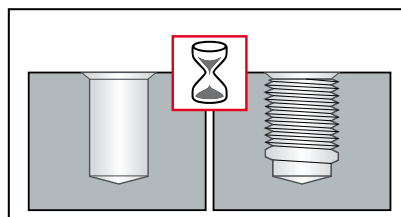
Une seule fraise pour une grande plage de filetages
Una sola fresa per un'ampia gamma di diametri

GFM

BGF



Une seule fraise pour filetages à droite et à gauche
Una sola fresa per filetti destri e sinistri

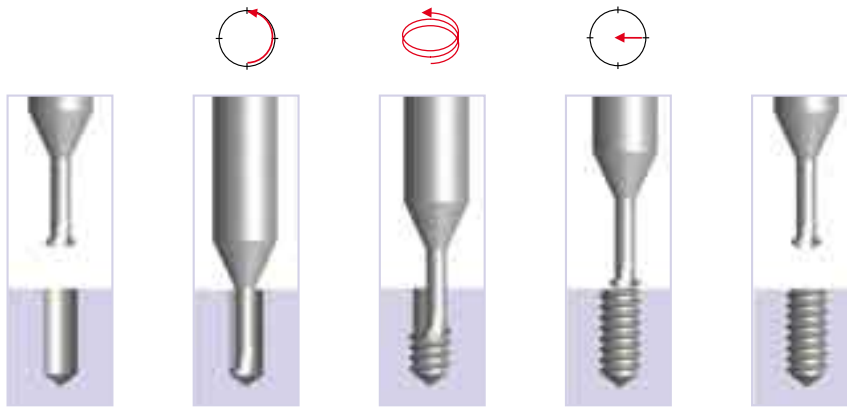


Economie de temps et gain de place dans le magasin d'outils
Ridotti tempi di lavorazione e diminuzione dello spazio nel magazzino

CYCLE DE PROGRAMMATION - CICLO DI PROGRAMMAZIONE

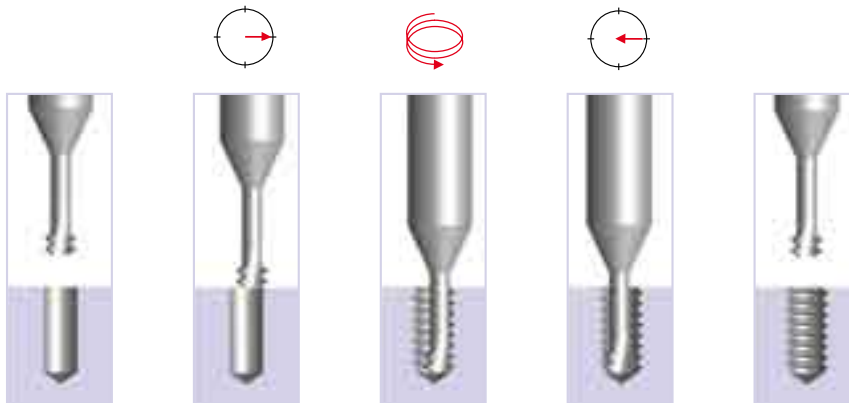
Filetage à droite en avalant – Filettatura destra a favore

GW1016
GW1016VS
GW2016
GW2016VS

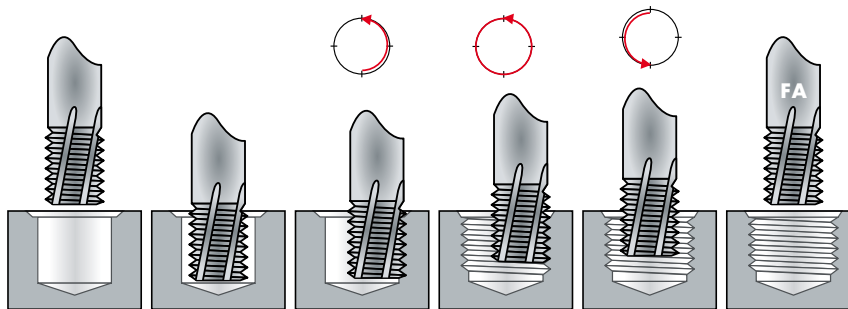


Filetage à droite en opposition – Filettatura destra in opposizione

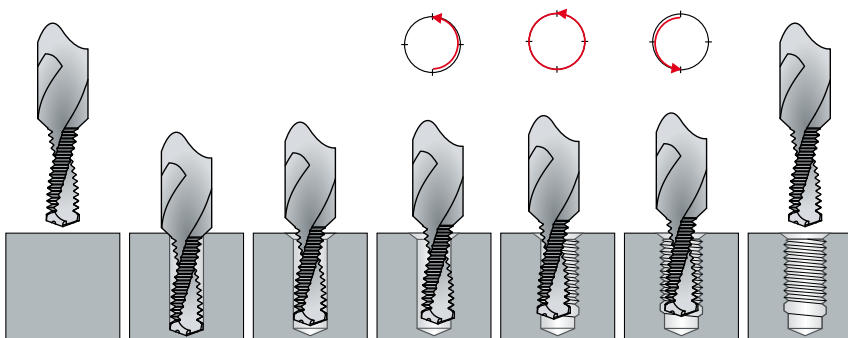
GW3016
GW3016VS
GW3019
GW3019VS
GW4016
GW4016VS
GW4019
GW4019VS



Cycle de fonctionnement type GF - Ciclo di funzionamento tipo GF



Cycle de fonctionnement type BGF - Ciclo di funzionamento tipo BGF



TABELLES DE VITESSES DE COUPE ET AVANCES TABELLE DELLE VELOCITÀ DI TAGLIO E DEGLI AVANZAMENTI

Exigences particulières – Esigenze particolari



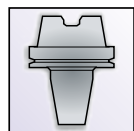
Commande CNC à 3 axes
synchronisés

Comando CNC a 3 assi
sincronizzati



Usinage HSC

Lavorazione HSC



Concentricité parfaite
du dispositif de serrage

Concentricità perfetta
del dispositivo di serraggio

Table d'utilisation pour fraise à tourbillonner Tabella per microfresa GW

Groupes de matières Gruppi di materiali		Désignation des matières	Designazione dei materiali	Dureté Durezza (HB)	Résistance Resistenza Rm (N/mm ²)
10 Aciers Acciai	11	Aciers de décolletage	Acciai da tornitura	< 200	< 700
	12	Aciers de construction / cémentation	Acciai da costruzione / da cementazione	< 200	< 700
	13	Aciers au carbone	Acciai al carbonio	< 300	<1000
	14	Aciers alliés <850 N/mm ²	Acciai legati <850 N/mm ²	< 250	< 850
	15	Aciers alliés / traités >850 - <1150 N/mm ²	Acciai legati / trattati >850 - <1150 N/mm ²	> 250	> 850
	16	Aciers haute résistance <55 HRC	Acciai ad alta resistenza <55 HRC	> 250	> 850
20 Aciers inoxydables Acciai inox	21	Aciers inoxydables / soufrés	Acciai inox allo zolfo	< 250	< 850
	22	Austénitiques	Acciai inox austenitici	< 250	< 850
	23	Ferritiques et martensitiques <850 N/mm ²	Ferritici e martensitici <850 N/mm ²	< 250	< 850
	24	Ferritiques et martens. >850 - <1150 N/mm ²	Ferritici e martensitici >850 - <1150 N/mm ²	> 250	> 850
30 Fonte Ghisa	31	Fonte grise	Ghisa grigia	< 250	< 850
	32	Fonte à graphite sphéroïdale et malléable	Ghisa grafitica sferoidale e malleabile	< 250	< 850
40 Titane Titanio	41	Titane pur	Titanio puro	< 250	< 850
	42	Alliage de titane	Leghe al titanio	> 250	> 850
50 Nickel Nickel	51	Alliage de Nickel 1 <850 N/mm ²	Leghe al Nickel 1 <850 N/mm ²	< 250	< 850
	52	Alliage de Nickel 2 >850 - <1150 N/mm ²	Leghe al Nickel 2 >850 - <1150 N/mm ²	> 250	> 850
	53	Alliage de Nickel 3 >1150 - ≤1600 N/mm ²	Leghe al Nickel 3 >1150 - ≤1600 N/mm ²	> 340	> 1150
60 Cuivre Rame	61	Cuivre pur (électrolytique)	Rame puro (elettrolitico)	< 120	< 400
	62	Laiton, bronze (copeaux courts)	Ottone, bronzo (trucioli corti)	< 200	< 700
	63	Laiton (copeaux longs)	Ottone (trucioli lunghi)	< 200	< 700
70 Aluminium Magnésium Alluminio Magnesio	71	Al non allié	Alluminio non legato	< 100	< 350
	72	Al allié Si < 1.5 %	Leghe di alluminio Si < 1.5 %	< 150	< 500
	73	Al allié Si > 1.5 % - < 10 %	Leghe di alluminio Si > 1.5 % - < 10 %	< 120	< 400
	74	Al allié Si > 10 %, Alliages Magnésium	Leghe di all. Si > 10 %, Leghe al magnesio	< 120	< 400
80 Matières plastiques Materie plastiche	81	Matières thermoplastiques	Materie termoplastiche	-	-
	82	Matières duroplastiques	Materie termoindurenti	-	-
	83	Matières plastiques renforcées par fibres	Materie plastiche rinforzate con fibre	-	-
90 M. Préc. M. Prez.	91	Or jaune	Oro giallo	-	-
	92	Or rose	Oro rosso	-	-
	93	Or gris	Oro bianco	-	-
	94	Argent	Argento	-	-


Utilisation – Impiego


 Optimale avec huile de coupe

 Ottimale con olio da taglio


 Optimale avec émulsion

 Ottimale con emulsione

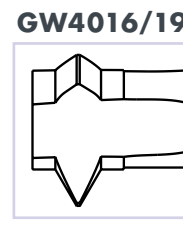
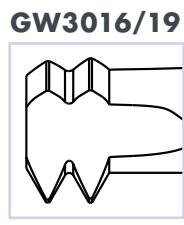

 Fonctionnelle avec huile de coupe

 Funzionale con olio da taglio

 Fonctionnelle avec émulsion

 Funzionale con emulsione

GW



		Vc (m/min)		Avance fz (mm/dent)		Avanz. fz (mm/dente)		
		Standard	Revêtu Rivestito	∅ 0.3 - 1.0	∅ 1.01 - 3.0	∅ 3.01 - 6.0	∅ 6.01 - 12.0	
GW1016	GW1016S	60 - 80	80 - 100	0.004 - 0.01	0.01 - 0.05	0.04 - 0.10	0.08 - 0.15	11
GW2016	GW2016S	60 - 80	80 - 100	0.004 - 0.01	0.01 - 0.05	0.04 - 0.10	0.08 - 0.15	12
GW3016	GW3016S	50 - 70	70 - 90	0.004 - 0.01	0.01 - 0.05	0.02 - 0.10	0.05 - 0.15	13
GW3019	GW3019S	50 - 70	70 - 90	0.004 - 0.01	0.01 - 0.05	0.02 - 0.10	0.05 - 0.15	14
GW4016	GW4016S	15 - 35	30 - 50	0.004 - 0.01	0.01 - 0.05	0.02 - 0.08	0.04 - 0.15	15
GW4019	GW4019S	15 - 35	30 - 50	0.003 - 0.01	0.006 - 0.03	0.008 - 0.05	0.01 - 0.08	16
			40 - 60	0.004 - 0.01	0.01 - 0.05	0.02 - 0.10	0.05 - 0.15	21
			30 - 50	0.004 - 0.01	0.01 - 0.03	0.02 - 0.05	0.03 - 0.08	22
			30 - 50	0.004 - 0.01	0.01 - 0.03	0.02 - 0.05	0.03 - 0.08	23
			30 - 50	0.004 - 0.01	0.01 - 0.03	0.02 - 0.05	0.03 - 0.08	24
		60 - 90	90 - 120	0.004 - 0.01	0.01 - 0.05	0.04 - 0.10	0.08 - 0.15	31
		50 - 70	70 - 90	0.004 - 0.01	0.01 - 0.05	0.02 - 0.10	0.05 - 0.15	32
		15 - 35	20 - 40	0.004 - 0.01	0.01 - 0.03	0.02 - 0.05	0.03 - 0.08	41
		10 - 30	15 - 35	0.004 - 0.01	0.01 - 0.03	0.02 - 0.05	0.03 - 0.08	42
			20 - 40	0.004 - 0.01	0.01 - 0.03	0.02 - 0.05	0.03 - 0.08	51
			20 - 40	0.004 - 0.01	0.01 - 0.03	0.02 - 0.05	0.03 - 0.08	52
			20 - 30	0.003 - 0.01	0.006 - 0.03	0.008 - 0.05	0.01 - 0.08	53
		150 - 200	200 - 250	0.004 - 0.01	0.01 - 0.05	0.02 - 0.10	0.05 - 0.15	61
		100 - 150	150 - 200	0.004 - 0.01	0.01 - 0.05	0.04 - 0.10	0.08 - 0.15	62
		100 - 150	150 - 200	0.004 - 0.01	0.01 - 0.05	0.02 - 0.10	0.05 - 0.15	63
		150 - 250		0.004 - 0.01	0.01 - 0.05	0.05 - 0.10	0.10 - 0.20	71
		150 - 250		0.004 - 0.01	0.01 - 0.05	0.05 - 0.10	0.10 - 0.20	72
		150 - 250	200 - 300	0.004 - 0.01	0.01 - 0.05	0.05 - 0.10	0.10 - 0.20	73
		150 - 250	200 - 300	0.004 - 0.01	0.01 - 0.05	0.04 - 0.10	0.08 - 0.15	74
		150 - 250	200 - 300	0.004 - 0.01	0.01 - 0.05	0.05 - 0.10	0.10 - 0.20	81
		80 - 150	100 - 200	0.004 - 0.01	0.01 - 0.05	0.04 - 0.10	0.08 - 0.15	82
			80 - 100	0.004 - 0.01	0.01 - 0.05	0.04 - 0.10	0.08 - 0.15	83
		100 - 150	150 - 200	0.004 - 0.01	0.01 - 0.05	0.04 - 0.10	0.08 - 0.15	91
		60 - 90	90 - 120	0.004 - 0.01	0.01 - 0.05	0.02 - 0.10	0.04 - 0.15	92
			30 - 50	0.004 - 0.01	0.01 - 0.03	0.02 - 0.05	0.03 - 0.08	93
		60 - 90	90 - 120	0.004 - 0.01	0.01 - 0.05	0.02 - 0.10	0.04 - 0.15	94

Les valeurs ci-dessus sont indicatives. I valori sopracitati sono indicativi.

TABELLES DE VITESSES DE COUPE ET AVANCES

TABELLE DELLE VELOCITÀ DI TAGLIO E DEGLI AVANZAMENTI

Table de utilisation DC pour fraises à fileter et fraises à percer/fileter

Tabella DC per frese a filettare e a forare/filettare

Groupes de matières Gruppi di materiali		Désignation des matières <i>Exemples de matières, voir pages 5-6.</i>	Designazione dei materiali <i>Esempi di materiali, vedere pag. 5-6.</i>	Dureté Durezza (HB)	Résistance Resistenza Rm (N/mm ²)
10 Aciers Acciai	11	Aciers de décolletage	Acciai da tornitura	< 200	< 700
	12	Aciers de construction / cémentation	Acciai da costruzione / da cementazione	< 200	< 700
	13	Aciers au carbone	Acciai al carbonio	< 300	< 1000
	14	Aciers alliés <850 N/mm ²	Acciai legati <850 N/mm ²	< 250	< 850
	15	Aciers alliés / traités >850 - <1150 N/mm ²	Acciai legati / trattati >850 - <1150 N/mm ²	> 250	> 850
	16	Aciers haute résistance	Acciai ad alta resistenza	> 250	> 850
	*	Aciers haute résistance 55 - 63 HRC	Acciai ad alta resistenza 55 - 63 HRC	> 560	> 2000
20 Aciers inoxydables Acciai inox	21	Aciers inoxydables / soufrés	Acciai inox allo zolfo	< 250	< 850
	22	Austénitiques	Acciai inox austenitici	< 250	< 850
	23	Ferritiques et martensitiques <850 N/mm ²	Ferritici e martensitici <850 N/mm ²	< 250	< 850
	24	Ferritiques et martens. >850 - <1150 N/mm ²	Ferritici e martensitici >850 - <1150 N/mm ²	> 250	> 850
30 Fonte Ghisa	31	Fonte grise	Ghisa grigia	< 250	< 850
	32	Fonte à graphite sphéroïdale et malléable	Ghisa grafitica sferoidale e malleabile	< 250	< 850
40 Titane Titanio	41	Titane pur	Titanio puro	< 250	< 850
	42	Alliage au titane	Leghe al titanio	> 250	> 850
50 Nickel Nickel	51	Alliage au Nickel 1 <850 N/mm ²	Leghe al Nickel 1 <850 N/mm ²	< 250	< 850
	52	Alliage au Nickel 2 >850 - <1150 N/mm ²	Leghe al Nickel 2 >850 - <1150 N/mm ²	> 250	> 850
	53	Alliage au Nickel 3 >1150 - ≤1600 N/mm ²	Leghe al Nickel 3 >1150 - ≤1600 N/mm ²	> 340	> 1150
60 Cuivre Rame	61	Cuivre pur (électrolytique)	Rame puro (elettrolitico)	< 120	< 400
	62	Laiton, bronze (copeaux courts)	Ottone, bronzo (trucioli corti)	< 200	< 700
	63	Laiton (copeaux longs)	Ottone (trucioli lunghi)	< 200	< 700
70 Aluminium Magnésium Alluminio Magnesio	71	Al non allié	Alluminio non legato	< 100	< 350
	72	Al allié Si < 1.5 %	Leghe di alluminio Si < 1.5 %	< 150	< 500
	73	Al allié Si > 1.5 % - < 10 %	Leghe di alluminio Si > 1.5 % - < 10 %	< 120	< 400
	74	Al allié Si > 10 %, Alliages Magnésium	Leghe di all. Si > 10 %, leghe al magnesio	< 120	< 400
80 Matières plastiques Materie plastiche	81	Matières thermoplastiques	Materie termoplastiche	-	-
	82	Matières duroplastiques	Materie termoindurenti	-	-
	83	Matières plastiques renforcées par fibres	Materie plastiche rinforzate con fibre	-	-

* Fraise à fileter type GFH

Frese a filettare tipo GFH

Formule de calcul "avance de fraisage"

$$\text{Avance contournage} \quad V_{fk} = f_z \times Z \times n$$

$$\text{Avance centre de l'outil} \quad V_{fm} = \frac{V_{fk} \times (\varnothing \text{ nominal du filetage} - \varnothing \text{ de la fraise})}{\varnothing \text{ nominal du filetage}}$$

Pour les CNC ne calculant pas automatiquement l'avance du centre de l'outil, la valeur "avance centre de l'outil V_{fm} " doit être prise en considération.

Formula di calcolo per l'avanzamento di fresatura




















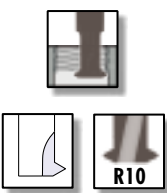


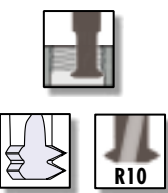
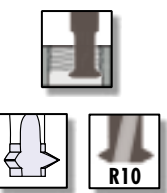
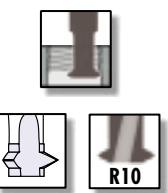
$$\text{Avanzamento in contornatura} \quad V_{fk} = f_z \times Z \times n$$

$$\text{Avanzamento dal centro dell'utensile} \quad V_{fm} = \frac{V_{fk} \times (\varnothing \text{ nominale della filettatura} - \varnothing \text{ della fresa})}{\varnothing \text{ nominale della filettatura}}$$
















Per i CNC, che non calcolano automaticamente l'avanzamento dal centro dell'utensile, deve essere preso in considerazione il valore "avanzamento dal centro dell'utensile V_{fm} ".

Répertoire - Fraises à tourbillonner en carbure monobloc type GW
























Rubrica - Frese per microfilettature in metallo duro integrale tipo GW

													
Type Tipo		GW1016	GW1016VS	GW2016	GW2016VS	GW3016	GW3016VS	GW3019	GW3019VS	GW4016	GW4016VS	GW4019	GW4019VS
Revêtement Rivestimento													
													
Longueur filetée Lungh. filettatura													
Caractéristiques Caratteristiche													
M	ISO DIN 13 ISO DIN 14			207		208/209		208/209		212		212	
MF	ISO DIN 13					208/209		208/209					
UNC	ANSI B1.1					210		210		213		213	
UNF	ANSI B1.1					211		211		213		213	
S	NIHS	206		207									

Répertoire - Fraises à fileter en carbure monobloc type GF
Rubrica - Frese a filettare in metallo duro integrale tipo GF

		GF											
Type Tipo		GF6110	GF6110VS	GF6160	GF6160VS	GF6115	GF6115VS	GF6165	GF6165VS	GF6116	GF6116VS	GF6166	GF6166VS
Revêtement Rivestimento		VS		VS		VS		VS		VS		VS	
													
Longueur filetée Lungh. filettatura													
Caractéristiques Caratteristiche													
M	ISO DIN 13	214				215		215		216		216	
MF	ISO DIN 13	217						218				218	
UNC	ANSI B1.1	219						220				220	
UNF	ANSI B1.1	221						222				222	
UN	ANSI B1.1												
G (BSP)	DIN ISO 228							223				223	
PG	DIN 40430												
NPT	ANSI B1.20.1			224									
NPTF	ANSI B1.20.3			224									
EG M	DIN 8140												

Répertoire - Fraises à fileter en carbure monobloc type GFH et GFS
Rubrica - Frese a filettare in metallo duro integrale tipo GFH e GFS

		GFH		GFS							
Type Tipo		GFH6110VS	GFS6610 GFS6610VS	GFS6660 GFS6660VS	GFS6615 GFS6615VS	GFS6665 GFS6665VS	GFS6616 GFS6616VS	GFS6666 GFS6666VS	GFS6616 GFS6616VS	GFS6666 GFS6666VS	
Revêtement Rivestimento											
Longueur filetée Lungh. filettatura											
Caractéristiques Caratteristiche											
M	ISO DIN 13	214	225	225	226	226		226		227	
MF	ISO DIN 13		228	228	229	229		229			
UNC	ANSI B1.1		230	230	231	231		231			
UNF	ANSI B1.1		232	232	233	233		233			
UN/EF/S	ANSI B1.1										
G (BSP)	DIN ISO 228			234				234			
PG	DIN 40430										
NPT	ANSI B1.20.1			235							
NPTF	ANSI B1.20.3			235							
EG M	DIN 8140										

Répertoire - Fraises à fileter et à percer/fileter en carbure monobloc type GFM et BGF
Rubrica - Frese a filettare e forare/filettare in metallo duro integrale tipo GFM e BGF

		GFM		BGF									
GFS6666	GFS6666VS	GFM6260	GFM6260VS	BGF6760	BGF6760VS	BGF6765	BGF6765VS	BGF6766	BGF6766VS	BGF6865	BGF6865VS	BGF6866	BGF6866VS
VS		VS		VS		VS		VS		VS		VS	
227	236	240	241	241	242	242							
	236	243	243										
	237												
	237												
	237												
	238												
	239												
	239												

GW

GW1016

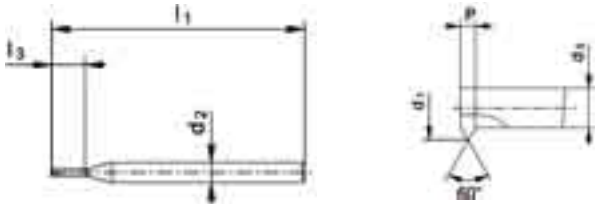


GW1016VS



GW1016

GW1016VS



$\varnothing D_1$ S	P mm	d_1 mm	l_1 mm	l_3 mm	d_2 h5 mm	d_3 mm		
0.3	0.08	0.21	39	0.9	3	0.10	1	0.23 *
0.4	0.10	0.29	39	1.2	3	0.15	1	0.32 *
0.5	0.125	0.36	39	1.5	3	0.19	1	0.40 *
0.6	0.15	0.43	39	1.7	3	0.23	1	0.48 *
0.7	0.175	0.50	39	2.0	3	0.27	1	0.56 *
0.8	0.20	0.57	39	2.3	3	0.31	1	0.64 *
0.9	0.225	0.64	39	2.6	3	0.34	1	0.72 *
1.0	0.25	0.71	39	2.9	3	0.38	1	0.80 *
1.2	0.25	0.91	39	3.4	3	0.58	1	1.00 *
1.4	0.30	1.06	39	3.9	3	0.66	1	1.15 *

ID

ID

166930

166940

166931

166941

166932

166942

166933

166943

166934

166944

166935

166945

166936

166946

166937

166947

166938

166948

166939

166949

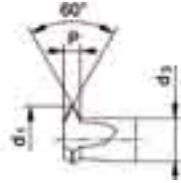
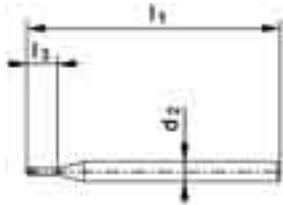
*Tol. +0.02 mm
0

GW

GW2016



GW2016VS



GW2016

GW2016VS



∅ D ₁	P	d ₁	l ₁	l ₃	d ₂ h5	d ₃		
S	mm	mm	mm	mm	mm	mm	→	←

0.8	0.20	0.57	39	2.3	3	0.29	3	0.64 *
0.9	0.225	0.64	39	2.6	3	0.33	3	0.72 *
1.0	0.25	0.71	39	2.9	3	0.36	3	0.80 *
1.2	0.25	0.91	39	3.4	3	0.56	3	1.00 *
1.4	0.30	1.06	39	3.9	3	0.64	3	1.15 *

ID

ID

166969	166988
166970	166989
166971	166990
166972	166991
166973	166992

∅ D ₁	P	d ₁	l ₁	l ₃	d ₂ h5	d ₃		
M	mm	mm	mm	mm	mm	mm	→	←

0.8	0.20	0.57	39	2.3	3	0.29	3	0.62
0.9	0.225	0.64	39	2.6	3	0.33	3	0.70
1.0	0.25	0.71	39	2.9	3	0.36	3	0.75
1.2	0.25	0.91	39	3.4	3	0.56	3	0.95
1.4	0.30	1.06	39	3.9	3	0.64	3	1.10
1.6	0.35	1.20	39	4.5	3	0.71	3	1.25
1.8	0.35	1.40	39	5.0	3	0.91	3	1.45
2.0	0.40	1.54	39	5.6	3	0.98	3	1.60
2.5	0.45	1.98	39	6.9	3	1.35	3	2.05
3.0	0.50	2.43	51	8.4	5	1.73	4	2.50
3.5	0.60	2.81	51	9.9	5	1.97	4	2.90
4.0	0.70	3.20	51	11.3	5	2.22	4	3.30
5.0	0.80	4.08	51	14.0	5	2.96	4	4.20
6.0	1.00	4.90	51	16.8	5	3.50	4	5.00

ID

ID

166974	166993
166975	166994
166976	166995
166977	166996
166978	166997
166979	166998
166980	166999
166981	167000
166982	167001
166983	167002
166984	167003
166985	167004
166986	167005
166987	167006

*Tol. +0.02 mm
0



h5

GW

GW3016



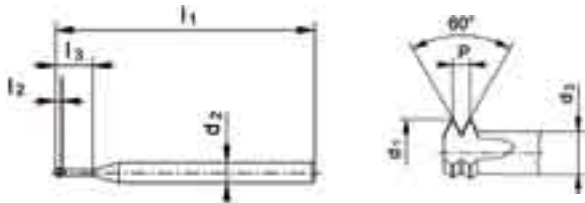
GW3016VS



GW3019



GW3019VS



GW3016

GW3016VS

GW3019

GW3019VS



$\varnothing D_1$ M, MF	P	d_1	l_1	l_3	d_2 h5	d_3		
----------------------------	---	-------	-------	-------	----------	-------	--	--

0.8	0.20	0.57	39	2.3	3	0.29	3	0.62
0.9	0.225	0.64	39	2.6	3	0.33	3	0.70
1.0	0.25	0.71	39	2.9	3	0.36	3	0.75
1.2	0.25	0.91	39	3.4	3	0.56	3	0.95
1.4	0.30	1.06	39	3.9	3	0.64	3	1.10
1.6	0.35	1.20	39	4.5	3	0.71	3	1.25
1.8	0.35	1.40	39	5.0	3	0.91	3	1.45
2.0	0.20	1.77	39	5.3	3	1.49	3	1.80
2.0	0.40	1.54	39	5.6	3	0.98	3	1.60
2.5	0.20	2.27	39	6.6	3	1.99	3	2.30
2.5	0.25	2.21	39	6.6	3	1.86	3	2.25
2.5	0.45	1.98	39	6.9	3	1.35	3	2.05

ID

ID

$\varnothing D_1$ M, MF	P	d_1	l_1	l_3	d_2 h5	d_3		
----------------------------	---	-------	-------	-------	----------	-------	--	--

0.8	0.20	0.57	39	3.5	3	0.29	3	0.62
0.9	0.225	0.64	39	3.9	3	0.33	3	0.70
1.0	0.25	0.71	39	4.4	3	0.36	3	0.75
1.2	0.25	0.91	39	5.2	3	0.56	3	0.95
1.4	0.30	1.06	39	6.0	3	0.64	3	1.10
1.6	0.35	1.20	39	6.9	3	0.71	3	1.25
1.8	0.35	1.40	39	7.7	3	0.91	3	1.45
2.0	0.20	1.77	39	8.3	3	1.49	3	1.80
2.0	0.40	1.54	39	8.6	3	0.98	3	1.60
2.5	0.20	2.27	39	10.3	3	1.99	3	2.30
2.5	0.25	2.21	39	10.4	3	1.86	3	2.25
2.5	0.45	1.98	39	10.6	3	1.35	3	2.05

ID

ID

									167063	167077
									167064	167078
									167065	167079
									167066	167080
									167067	167081
									167068	167082
									167069	167083
									175254	175270
									167070	167084
									175255	175271
									175256	175272
									167071	167085

M, MF ISO DIN 13



h5

GW

GW3016



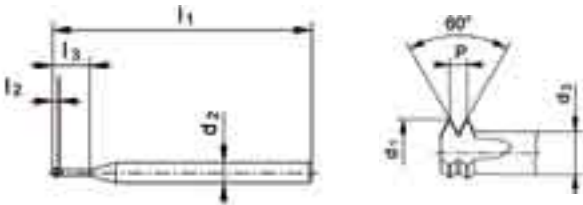
GW3016VS



GW3019



GW3019VS



GW3016

GW3016VS

GW3019

GW3019VS



$\varnothing D_1$ M, MF	P mm	d_1 mm	l_1 mm	l_3 mm	d_2 h5 mm	d_3 mm		
3.0	0.35	2.60	51	8.2	5	2.11	4	2.65
3.0	0.50	2.43	51	8.4	5	1.73	4	2.50
3.5	0.60	2.81	51	9.9	5	1.97	4	2.90
4.0	0.70	3.20	51	11.3	5	2.22	4	3.30
5.0	0.80	4.08	51	14.0	5	2.96	4	4.20
6.0	1.00	4.85	51	16.8	5	3.45	4	5.00
8.0	1.25	5.95	63	23.0	6*	4.20	5	6.80
10.0	1.50	7.95	67	28.0	8*	5.85	5	8.50
12.0	1.75	9.95	76	34.0	10*	7.50	5	10.20

ID

ID

175228	175242
167030	167044
167031	167045
167032	167046
167033	167047
167034	167048
175229	175243
175230	175244
175231	175245

$\varnothing D_1$ M, MF	P mm	d_1 mm	l_1 mm	l_3 mm	d_2 h5 mm	d_3 mm		
3.0	0.35	2.60	51	12.7	5	2.11	4	2.65
3.0	0.50	2.43	51	12.9	5	1.73	4	2.50
3.5	0.60	2.81	51	15.1	5	1.97	4	2.90
4.0	0.70	3.20	51	17.3	5	2.22	4	3.30
5.0	0.80	4.08	51	21.5	5	2.96	4	4.20
6.0	1.00	4.85	51	25.8	5	3.45	4	5.00
8.0	1.25	5.95	75	35.0	6*	4.20	5	6.80
10.0	1.50	7.95	83	43.0	8*	5.85	5	8.50
12.0	1.75	9.95	95	52.0	10*	7.50	5	10.20

ID

ID

175257	175273
167072	167086
167073	167087
167074	167088
167075	167089
167076	167090
175258	175274
175259	175275
175260	175276

*Tol. h6

GW

GW3016



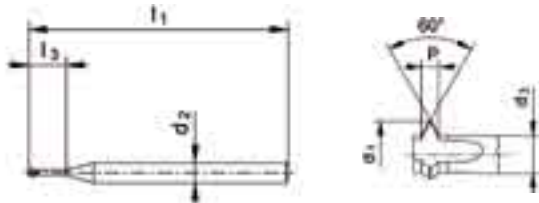
GW3016VS



GW3019



GW3019VS



GW3016

GW3016VS

GW3019

GW3019VS



$\varnothing D_1$ UNC	P TPI	d_1 mm	l_1 mm	l_3 mm	d_2 h5 mm	d_3 mm		
2	56	1.66	39	6.1	3	1.02	3	1.75
4	40	2.11	39	8.0	3	1.22	3	2.25
6	32	2.59	51	10.2	5	1.48	4	2.75
8	32	3.25	51	11.9	5	2.14	4	3.40
10	24	3.60	51	14.0	5	2.12	4	3.80
1/4	20	4.89	51	18.2	5	3.11	4	5.10
5/16	18	5.95	63	23.0	6*	3.97	5	6.50
3/8	16	7.10	67	27.0	8*	4.87	5	8.00
1/2	13	9.95	76	36.0	10*	7.21	5	10.80

ID ID

167472 167500
167473 167501
167474 167502
167475 167503
173983 173986
167476 167504
175232 175246
175233 173546
175234 175247

$\varnothing D_1$ UNC	P TPI	d_1 mm	l_1 mm	l_3 mm	d_2 h5 mm	d_3 mm		
2	56	1.66	39	9.4	3	1.02	3	1.75
4	40	2.11	39	12.2	3	1.22	3	2.25
6	32	2.59	51	15.5	5	1.48	4	2.75
8	32	3.25	51	18.1	5	2.14	4	3.40
10	24	3.60	51	21.3	5	2.12	4	3.80
1/4	20	4.89	51	27.7	5	3.11	4	5.10
5/16	18	5.95	75	35.0	6*	3.97	5	6.50
3/8	16	7.10	83	41.0	8*	4.87	5	8.00
1/2	13	9.95	95	55.0	10*	7.21	5	10.80

ID ID

167479 167507
167480 167508
167481 167509
167482 167510
173982 173979
167483 167511
175261 175277
175262 175278
175263 175279

*Tol. h6

UNF ANSI B1.1



h5

GW

GW3016



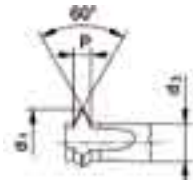
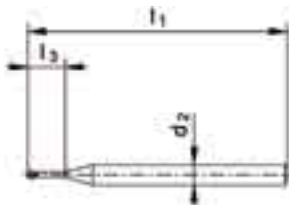
GW3016VS



GW3019



GW3019VS



GW3016

GW3016VS

GW3019

GW3019VS



$\varnothing D_1$ UNF	P TPI	d_1 mm	l_1 mm	l_3 mm	d_2 h5 mm	d_3 mm		
0	80	1.15	39	4.3	3	0.71	3	1.20
1	72	1.44	39	5.1	3	0.95	3	1.50
4	48	2.23	39	7.9	3	1.49	3	2.35
8	36	3.35	51	11.7	5	2.36	4	3.50
10	32	3.91	51	13.5	5	2.80	4	4.05
1/4	28	4.95	51	17.6	5	3.68	4	5.50
5/16	24	5.95	63	22.0	6*	4.47	5	6.90
3/8	24	7.10	67	26.0	8*	5.62	5	8.50

ID

ID

$\varnothing D_1$ UNF	P TPI	d_1 mm	l_1 mm	l_3 mm	d_2 h5 mm	d_3 mm		
0	80	1.15	39	6.6	3	0.71	3	1.20
1	72	1.44	39	7.9	3	0.95	3	1.50
4	48	2.23	39	12.1	3	1.49	3	2.35
8	36	3.35	51	18.0	5	2.36	4	3.50
10	32	3.91	51	20.8	5	2.80	4	4.05
1/4	28	4.95	51	27.1	5	3.68	4	5.50
5/16	24	5.95	75	34.0	6*	4.47	5	6.90
3/8	24	7.10	83	40.0	8*	5.62	5	8.50

ID

ID

175264

175280

175265

175281

175266

172376

175267

175282

167484

167512

167485

167513

175268

175283


175269

175284

*Tol. h6

GW

UNC-UNF ANSI B1.1



h5

GW

GW4016

GW4016VS

GW4019

GW4019VS

GW4016



GW4016VS



VS

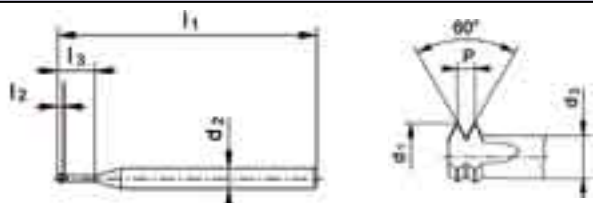
GW4019



GW4019VS



VS



$\varnothing'' D_1$ UNC	P TPI	d_1 mm	l_1 mm	l_2 mm	l_3 mm	d_2 h5 mm	d_3 mm		
2	56	1.52	39	0.91	6.2	3	0.89	3	1.65*
4	40	1.92	39	1.27	8.1	3	1.03	3	2.10*
6	32	2.35	51	1.59	10.4	5	1.24	4	2.60*
1/4	20	4.51	51	2.54	18.5	5	2.73	4	5.00*

ID

ID

167486	167514
167487	167515
167488	167516
167490	167518

$\varnothing'' D_1$ UNF	P TPI	d_1 mm	l_1 mm	l_2 mm	l_3 mm	d_2 h5 mm	d_3 mm		
10	32	3.67	51	1.59	13.7	5	2.56	4	3.95*
1/4	28	4.95	51	1.81	17.7	5	3.68	4	5.35*

ID

ID

167491	167519
167492	167520

$\varnothing'' D_1$ UNC	P TPI	d_1 mm	l_1 mm	l_2 mm	l_3 mm	d_2 h5 mm	d_3 mm		
2	56	1.52	39	0.90	9.5	3	0.89	3	1.65*
4	40	1.92	39	1.27	12.4	3	1.03	3	2.10*
6	32	2.35	51	1.59	15.6	5	1.24	4	2.60*
1/4	20	4.51	51	2.54	28.0	5	2.73	4	5.00*

ID

ID

167493	167521
167494	167522
167495	167523
167497	167525

$\varnothing'' D_1$ UNF	P TPI	d_1 mm	l_1 mm	l_2 mm	l_3 mm	d_2 h5 mm	d_3 mm		
10	32	3.67	51	1.59	20.9	5	2.56	4	3.95*
1/4	28	4.95	51	1.81	27.3	5	3.68	4	5.35*

ID

ID

167498	167526
167499	167527

*Tol. $\begin{matrix} +0.03 \text{ mm} \\ 0 \end{matrix}$

GF - GFH

GF6110



GF6110VS

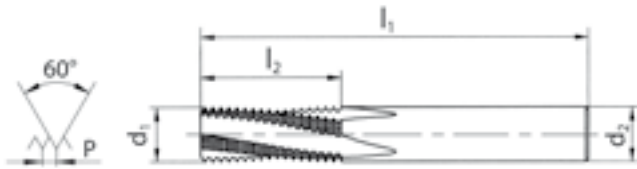


VS

GFH6110VS



VS



GF6110

GF6110VS

GFH6110VS



**HRC
≤ 63**



∅ D ₁ M	P mm	d ₁ mm	l ₁ mm	l ₂ mm	d ₂ mm	GF	GFH		ID	ID	ID
2	0.40	1.50	48	3.4	6	2		1.60	125233	115993	
2.5	0.45	1.90	48	4.3	6	3		2.05	150565	152124	
3	0.50	2.30	48	5.3	6	3	3	2.50	125660	116395	150072
3.5	0.60	2.70	48	6.3	6	3		2.90	116350	135217	
4	0.70	3.00	48	7.4	6	3	3	3.30	125944	116396	150073
5	0.80	3.80	48	9.2	6	3	4	4.20	126158	116397	150074
6	1.00	4.50	54	10.5	6		4	5.00			150075
8	1.25	5.95	54	13.1	6		5	6.80			150076
10	1.50	7.95	64	17.3	8		5	8.50			150077
12	1.75	9.95	74	20.1	10		5	10.20			151326



GF

GF6115



GF6115VS



VS

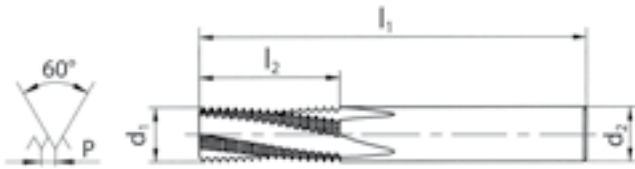
GF6165



GF6165VS



VS



GF6115

GF6115VS

GF6165

GF6165VS



Ø D ₁ M	P mm	d ₁ mm	l ₁ mm	l ₂ mm	d ₂ mm		
4	0.70	3.00	48	8.8	6	3	3.30
5	0.80	3.80	48	10.8	6	3	4.20
6	1.00	4.50	54	13.5	6	3	5.00
8	1.25	5.95	54	18.1	6	3	6.80
10	1.50	7.95	64	21.8	8	4	8.50
12	1.75	9.95	72	25.4	10	4	10.20
14	2.00	9.95	74	31.0	10	4	12.00
16	2.00	11.95	80	35.0	12	4	14.00
18	2.50	13.95	90	41.3	14	4	15.50
20							17.50

ID

ID

ID

ID

146298

146969

146299

146970

146300

146971

126350

116398

146321

146972

126586

116399

146322

146973

124836

116400

116342

116401

125066

116402

125114

115990

125229

116403



GF

GF6116



GF6116VS



VS

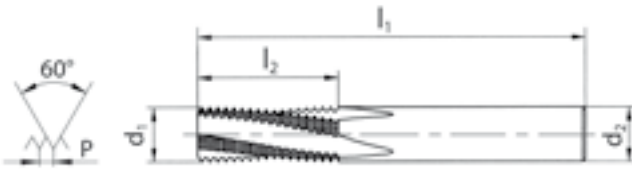
GF6166



GF6166VS



VS



GF6116

GF6116VS

GF6166

GF6166VS



∅ D ₁ M	P mm	d ₁ mm	l ₁ mm	l ₂ mm	d ₂ mm		
4	0.70	3.00	48	10.9	6	3	3.30
5	0.80	3.80	48	13.2	6	3	4.20
6	1.00	4.50	54	16.5	6	3	5.00
8	1.25	5.95	54	21.9	6	3	6.80
10	1.50	7.95	64	26.3	8	4	8.50
12	1.75	9.95	74	32.4	10	4	10.20
14	2.00	9.95	74	37.0	10	4	12.00
16	2.00	11.95	90	43.0	12	4	14.00
18	2.50	13.95	105	53.8	14	4	15.50
20							17.50

ID

ID

ID

ID

155365

155370

155366

155371

155367

155372

155375

155382

155368

155373

155376

155383

155369

155374

155377

155384

155378

155385

155379

155386

155380

155387

155381

155388



GF

GF6110

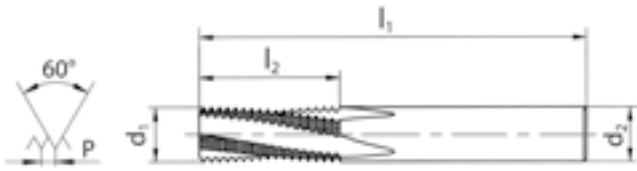


GF6110VS



GF6110

GF6110VS



∅ D ₁ MF	P mm	d ₁ mm	l ₁ mm	l ₂ mm	d ₂ mm		
4	0.50	3.00	48	7.3	6	3	3.50
5	0.50	3.80	48	8.8	6	3	4.50

ID

ID

135218

135219

135069

135220

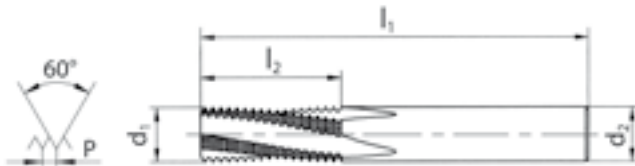


GF

GF6165

GF6165VS

GF6166

GF6166VS

GF6165
GF6165VS
GF6166
GF6166VS


∅ D ₁ MF	P mm	d ₁ mm	l ₁ mm	l ₂ mm	d ₂ mm		
6	0.50	4.50	54	12.8	6	3	5.50
6	0.75	4.50	54	13.1	6	3	5.25
8	0.50	5.95	54	17.8	6	3	7.50
8	0.75	5.95	54	16.9	6	3	7.25
8	1.00	5.95	54	17.5	6	3	7.00
10	1.00	7.95	64	21.5	8	4	9.00
10	1.25	7.95	64	21.9	8	4	8.80
12	1.00	9.95	72	25.5	10	4	11.00
12	1.50	9.95	72	26.3	10	4	10.50

ID
ID

135221	135222
123664	123665
135002	135223
143110	135224
124239	116404
119986	116405
120102	116406
120303	116407
120392	120393

∅ D ₁ MF	P mm	d ₁ mm	l ₁ mm	l ₂ mm	d ₂ mm		
6	0.50	4.50	54	15.8	6	3	5.50
6	0.75	4.50	54	16.1	6	3	5.25
8	0.50	5.95	54	20.8	6	3	7.50
8	0.75	5.95	54	20.6	6	3	7.25
8	1.00	5.95	54	21.5	6	3	7.00
10	1.00	7.95	64	26.5	8	4	9.00
10	1.25	7.95	64	26.9	8	4	8.80
12	1.00	9.95	74	31.5	10	4	11.00
12	1.50	9.95	74	32.3	10	4	10.50

ID
ID

155389	155398
155390	155399
155391	155400
155392	155401
155393	155402
155394	155403
155395	155404
155396	155405
155397	155406



GF

GF6110

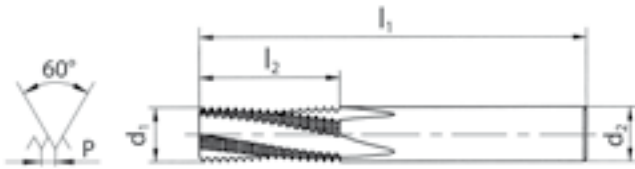


GF6110VS



GF6110

GF6110VS



Ø" D ₁ UNC	P TPI	d ₁ mm	l ₁ mm	l ₂ mm	d ₂ mm		
10	24	3.60	48	10.1	6.0	3	3.80
12	24	4.10	48	10.1	6.0	3	4.40
1/4	20	4.80	54	12.1	6.0	3	5.10

ID

ID

135225

135226

135227

135228

135229

135230



GF

GF6165



GF6165VS



GF6166



GF6166VS

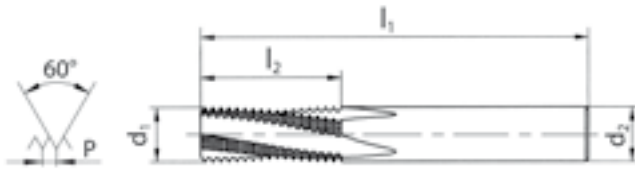


GF6165

GF6165VS

GF6166

GF6166VS



Ø" D ₁ UNC	P TPI	d ₁ mm	l ₁ mm	l ₂ mm	d ₂ mm		
1/4	20	4.80	54	14.6	6.0	3	5.10
5/16	18	5.95	54	17.6	6.0	3	6.50
3/8	16	7.10	64	21.5	8.0	4	8.00
7/16	14	7.95	64	24.5	8.0	4	9.30
1/2	13	9.95	72	28.4	10.0	4	10.80

ID

ID

155407	155408
116047	135231
135232	135233
116049	135234
135235	135236

Ø" D ₁ UNC	P TPI	d ₁ mm	l ₁ mm	l ₂ mm	d ₂ mm		
1/4	20	4.80	54	17.1	6.0	3	5.10
5/16	18	5.95	54	21.9	6.0	3	6.50
3/8	16	7.10	64	26.2	8.0	4	8.00
7/16	14	7.95	64	29.9	8.0	4	9.30
1/2	13	9.95	74	34.2	10.0	4	10.80

ID

ID

155409	155414
155410	155415
155411	155416
155412	155417
155413	155418

UNF ANSI B1.1

VHM
CAR



DIN 6535 HA

HB
HE

sur demande
auf Anfrage
on request
su richiesta
sobre pedido

GF

GF6110



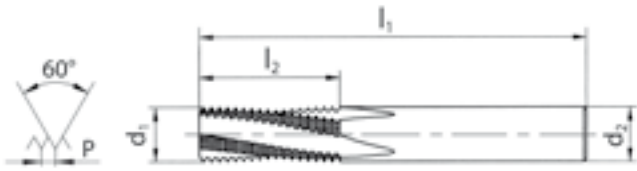
GF6110VS



VS

GF6110

GF6110VS



Ø" D ₁ UNF	P TPI	d ₁ mm	l ₁ mm	l ₂ mm	d ₂ mm		
10	32	3.60	48	8.3	6.0	3	4.05
12	28	4.10	48	9.5	6.0	3	4.60
1/4	28	4.80	54	11.3	6.0	3	5.50

ID

ID

128659

135237

135238

135239

135240

135176

GF-GFH-GFS

UNF ANSI B1.1

VHM
CAR



DIN 635 HA

HB
HE

sur demande
auf Anfrage
on request
su richiesta
sobre pedido

GF

GF6165



GF6165VS



GF6166



GF6166VS

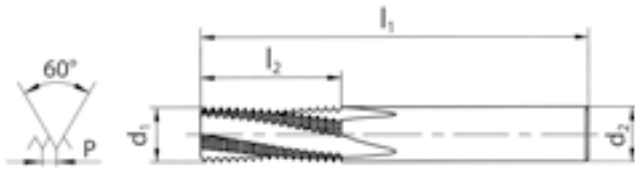


GF6165

GF6165VS

GF6166

GF6166VS



Ø" D ₁ UNF	P TPI	d ₁ mm	l ₁ mm	l ₂ mm	d ₂ mm		
1/4	28	4.80	54	14.1	6.0	3	5.50
5/16	24	5.95	54	17.5	6.0	3	6.90
3/8	24	7.10	64	20.6	8.0	4	8.50
7/16	20	7.95	64	24.8	8.0	4	9.80
1/2	20	9.95	72	27.3	10.0	4	11.40

ID

ID

155419

155420

135242

135243

135182

135245

135246

135247

135183

135249

Ø" D ₁ UNF	P TPI	d ₁ mm	l ₁ mm	l ₂ mm	d ₂ mm		
1/4	28	4.80	54	16.8	6.0	3	5.50
5/16	24	5.95	54	20.6	6.0	3	6.90
3/8	24	7.10	64	24.9	8.0	4	8.50
7/16	20	7.95	64	28.6	8.0	4	9.80
1/2	20	9.95	74	33.7	10.0	4	11.40

ID

ID

155421

155426

155422

155427

155423

155428

155424

155429

155425

155430

G DIN ISO 228 (BSP)

VHM
CAR



DIN 6535 HA

HB
HE

sur demande
auf Anfrage
on request
su richiesta
sobre pedido

GF

GF6165



GF6165VS



GF6166



GF6166VS

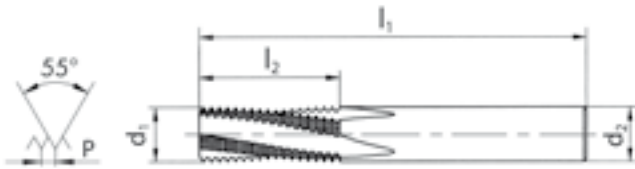
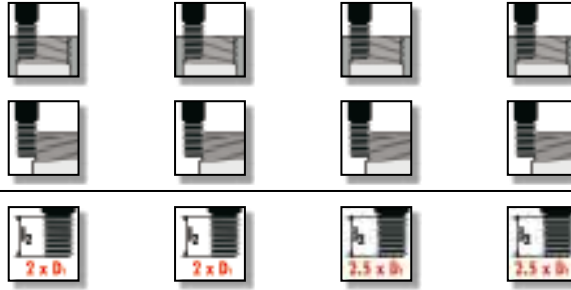


GF6165

GF6165VS

GF6166

GF6166VS



Ø" D ₁ G	P TPI	d ₁ mm	l ₁ mm	l ₂ mm	d ₂ mm		
1/8	28	7.95	64	21.3	8.0	4	8.75
1/4	19	9.95	72	28.7	10.0	4	11.60
3/8	19	13.60	80	35.4	14.0	4	15.20

ID

ID

119347	116409
119292	116410
119678	116411

Ø" D ₁ G	P TPI	d ₁ mm	l ₁ mm	l ₂ mm	d ₂ mm		
1/8	28	7.95	64	24.9	8.0	4	8.75
1/4	19	9.95	74	34.1	10.0	4	11.60
3/8	19	13.60	90	43.4	14.0	4	15.20

ID

ID

155431	155434
155432	155435
155433	155436

GF-GFH-GFS

NPT, NPTF

ANSI B1.20.1
ANSI B1.20.3

VHM
CAR

DIN 6535 HA

HB
HE

sur demande
auf Anfrage
on request
su richiesta
sobre pedido

GF

GF6160

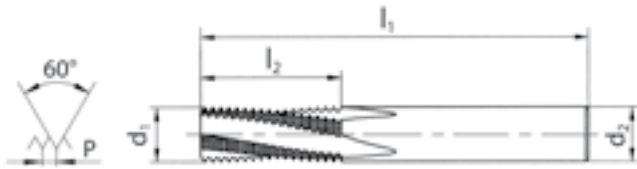


GF6160VS



GF6160

GF6160VS



Ø" D ₁ NPT	P TPI	d ₁ mm	l ₁ mm	l ₂ mm	d ₂ mm	♣
1/8	27	7.30	64	9.9	8.0	4
1/4	18	9.95	72	14.8	12.0	4
3/8	18	12.50	80	14.8	14.0	4
1/2	14	14.70	90	19.1	16.0	4

ID

ID

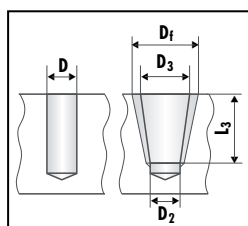
116371	116435
135250	135251
135252	135253
155437	155438

Ø" D ₁ NPTF	P TPI	d ₁ mm	l ₁ mm	l ₂ mm	d ₂ mm	♣
1/8	27	7.30	64	9.9	8.0	4
1/4	18	9.95	72	14.8	12.0	4
3/8	18	12.50	80	14.8	14.0	4
1/2	14	14.70	90	19.1	16.0	4

ID

ID

* 135254	
* 135256	* 135257
* 135258	* 135259
* 155439	* 155440



Avant-trou Prefori				
NPT NPTF				
Ø D ₁	D	D ₂	D ₃ (+0.05)	
1/8	8.5	8.3	8.74	8.76
1/4	11.0	10.8	11.36	11.40
3/8	14.5	14.2	14.80	14.84
1/2	17.9	17.5	18.32	18.33

Fraisage Fresatura	
D _f	L ₃
9.81	6.92
12.99	10.02
16.41	10.33
20.37	13.57

GFS

GFS6610



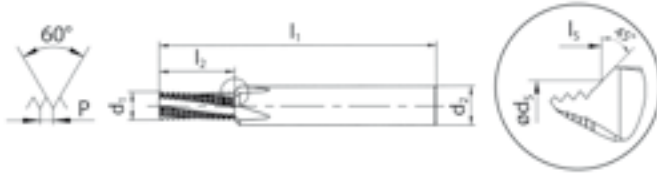
GFS6610VS



GFS6660



GFS6660VS



GFS6610



GFS6610VS



GFS6660



GFS6660VS



Ø D ₁ M	P mm	d ₁ mm	l ₁ mm	l ₂ mm	l ₃ mm	d _s mm	d ₂ mm		
2	0.40	1.50	48	3.4	3.7	2.1	6	2	1.60
2.5	0.45	1.90	48	4.3	4.7	2.6	6	3	2.05
3	0.50	2.30	48	5.3	5.6	3.1	6	3	2.50
3.5	0.60	2.70	48	5.7	6.2	3.6	6	3	2.90
4	0.70	3.00	48	7.3	7.9	4.1	6	3	3.30
5	0.80	3.80	54	9.2	9.9	5.1	6	3	4.20
6	1.00	4.50	62	10.5	11.3	6.2	8	3	5.00
8	1.25	5.95	74	13.1	14.3	8.2	10	3	6.80
10	1.50	7.95	80	17.3	18.4	10.3	12	4	8.50
12	1.75	9.95	90	20.1	21.3	12.3	14	4	10.20
14	2.00	10.80	102	25.0	26.8	14.4	16	4	12.00
16	2.00	12.80	102	27.0	28.8	16.4	18	4	14.00
18	2.50	13.95	125	33.8	36.0	18.5	25	4	15.50
20				37.0	20.5				17.50

ID

ID

ID

ID

* 135331

* 135332

* 155441

* 155443

135333

135334

* 155442

* 155444

135335

135336

135337

135338

135339

116175

135340

116172

135341

116173

135342

116174

* 135343

* 135344

135345

135346

* 135347


* 135348

GFS

GFS6615



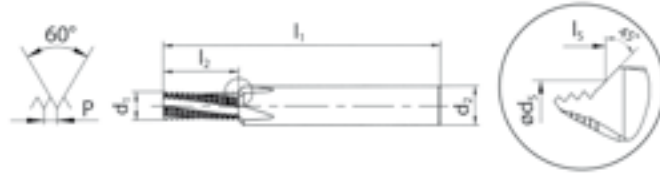
GFS6615VS



GFS6665



GFS6665VS



GFS6615

GFS6615VS

GFS6665

GFS6665VS



Ø D ₁ M	P mm	d ₁ mm	l ₁ mm	l ₂ mm	l ₃ mm	d ₅ mm	d ₂ mm		
2	0.40	1.50	48	4.6	4.9	2.1	6	2	1.60
2.5	0.45	1.90	48	5.6	6.0	2.6	6	3	2.05
3	0.50	2.30	48	6.8	7.1	3.1	6	3	2.50
3.5	0.60	2.70	48	7.5	8.0	3.6	6	3	2.90
4	0.70	3.00	48	8.8	9.3	4.1	6	3	3.30
5	0.80	3.80	54	10.8	11.5	5.1	6	3	4.20
6	1.00	4.50	62	13.5	14.3	6.2	8	3	5.00
8	1.25	5.95	74	18.1	19.3	8.2	10	3	6.80
10	1.50	7.95	80	21.8	22.9	10.3	12	4	8.50
12	1.75	9.95	90	25.4	26.6	12.3	14	4	10.20
14	2.00	10.80	102	31.0	32.8	14.4	16	4	12.00
16	2.00	12.80	102	35.0	36.8	16.4	18	4	14.00
18	2.50	13.95	125	41.3	43.5	18.5	25	4	15.50
20					44.5	20.5			17.50

ID

ID

ID

ID

135349

135350

155445

155447

125661

135351

* 155446

* 147108

125946

135352

126160

116178

126352

135353

155524

155525

126587

116343

124837

135354

124973

135355

* 125067

* 135356

125116

135357

* 125231

* 135358

GFS

GFS6616



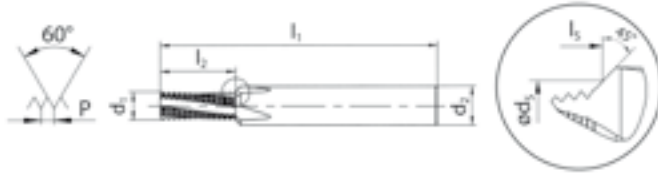
GFS6616VS



GFS6666



GFS6666VS



GFS6616

GFS6616VS

GFS6666

GFS6666VS



∅ D ₁ M	P mm	d ₁ mm	l ₁ mm	l ₂ mm	l ₃ mm	d ₃ mm	d ₂ mm		
3	0.50	2.30	48	8.3	8.7	3.1	6	3	2.50
4	0.70	3.00	48	10.9	11.5	4.1	6	3	3.30
5	0.80	3.80	54	13.2	13.9	5.1	6	3	4.20
6	1.00	4.50	62	16.5	17.4	6.2	8	3	5.00
8	1.25	5.95	74	21.9	23.0	8.2	10	3	6.80
10	1.50	7.95	80	26.3	27.5	10.3	12	4	8.50
12	1.75	9.95	90	32.4	33.6	12.3	14	4	10.20
14	2.00	10.80	102	37.0	38.8	14.4	16	4	12.00
16	2.00	12.80	102	43.0	44.8	16.4	18	4	14.00
18	2.50	13.95	125	53.8	56.1	18.5	25	4	15.50
20					57.1	20.5			17.50

ID

ID

ID

ID

155448

155452

155449

155453

155450

155454

155451

155455

155456

155463

155457

155464

155458

155465

155459

155466

* 155460

* 155467

155461

155468

* 155462

* 155469

GFS

GFS6610



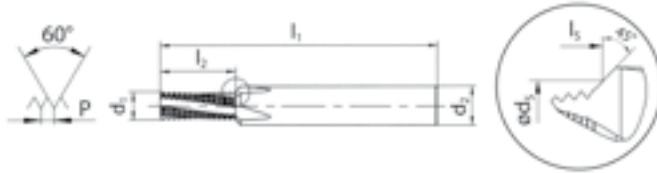
GFS6610VS



GFS6660



GFS6660VS



GFS6610



GFS6610VS



GFS6660



GFS6660VS



∅ D ₁ MF	P mm	d ₁ mm	l ₁ mm	l ₂ mm	l ₃ mm	d _s mm	d ₂ mm			ID	ID	ID	ID
4	0.50	3.00	48	7.3	7.8	4.1	6	3	3.50	135359	135360		
5	0.50	3.80	54	8.8	9.4	5.1	6	3	4.50	135361	135362		
6	0.50	4.50	62	9.8	10.6	6.2	8	3	5.50	135363	135364		
6	0.75	4.50	62	10.1	11.0	6.2	8	3	5.25	135365	135366		
8	0.50	5.95	74	12.8	13.9	8.2	10	3	7.50			135367	135368
8	0.75	5.95	74	13.1	14.3	8.2	10	3	7.25			135369	135370
8	1.00	5.95	74	13.5	14.6	8.2	10	3	7.00			135371	135372
10	1.00	7.95	80	16.5	17.7	10.3	12	4	9.00			135373	135374
10	1.25	7.95	80	16.9	18.1	10.3	12	4	8.80			* 135375	* 135376
12	1.00	9.95	90	19.5	20.7	12.3	14	4	11.00			135377	135378
12	1.50	9.95	90	20.3	21.4	12.3	14	4	10.50			135379	135380
14	1.50	10.80	102	23.3	25.0	14.4	16	4	12.50			135381	135382
16	1.50	12.80	102	26.3	28.1	16.4	18	4	14.50			135383	135384

GFS

GFS6615



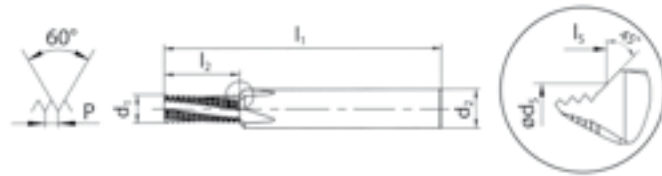
GFS6615VS



GFS6665



GFS6665VS



GFS6615



GFS6615VS



GFS6665



GFS6665VS



∅ D ₁ MF	P mm	d ₁ mm	l ₁ mm	l ₂ mm	l ₃ mm	d _s mm	d ₂ mm		
4	0.50	3.00	48	8.8	9.3	4.1	6	3	3.50
5	0.50	3.80	54	10.8	11.4	5.1	6	3	4.50
6	0.50	4.50	62	12.8	13.6	6.2	8	3	5.50
6	0.75	4.50	62	13.1	14.0	6.2	8	3	5.25
8	0.50	5.95	74	17.8	18.9	8.2	10	3	7.50
8	0.75	5.95	74	16.9	18.0	8.2	10	3	7.25
8	1.00	5.95	74	17.5	18.6	8.2	10	3	7.00
10	1.00	7.95	80	21.5	22.7	10.3	12	4	9.00
10	1.25	7.95	80	21.9	23.0	10.3	12	4	8.80
12	1.00	9.95	90	25.5	26.7	12.3	14	4	11.00
12	1.50	9.95	90	26.3	27.4	12.3	14	4	10.50
14	1.50	10.80	102	30.8	32.5	14.4	16	4	12.50
16	1.50	12.80	102	33.8	35.6	16.4	18	4	14.50

ID

ID

ID

ID

135385

135386

135387

135388

135389

135390

135391

135392

135393

135394

135395

135396

135397

135398

135399

135400

135401

135402

135403

135404

135405

135406

135407

135408

135409

135410

GFS

GFS

GFS6610



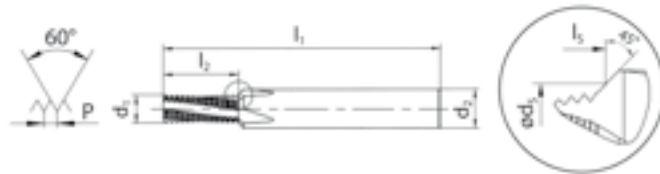
GFS6610VS



GFS6660



GFS6660VS



GFS6610

GFS6610VS

GFS6660

GFS6660VS



Ø" D ₁ UNC	P TPI	d ₁ mm	l ₁ mm	l ₂ mm	l ₃ mm	d ₅ mm	d ₂ mm		
10	24	3.60	54	10.1	10.7	4.9	6	3	3.80
12	24	4.10	54	10.1	10.8	5.6	6	3	4.40
1/4	20	4.80	62	12.1	12.9	6.5	8	3	5.10
5/16	18	5.95	74	14.8	15.9	8.1	10	3	6.50
3/8	16	7.10	80	16.7	18.0	9.8	12	4	8.00
7/16	14	7.95	80	19.0	20.8	11.4	12	4	9.30
1/2	13	9.95	90	22.5	24.0	13.0	14	4	10.80
9/16	12	10.80	102	24.4	26.3	14.6	16	4	12.20
5/8	11	11.90	102	26.5	28.8	16.3	18	4	13.60

ID

ID

ID

ID

* 135420

* 135421

* 135422

* 135423

* 135424

* 135425

* 155470

* 155473

* 135426

* 135427

* 155471

* 155474

* 135428

* 135429

* 155472

* 155475

* 135430

* 135431

* 135432

* 135433

* 135434

* 135435

* 135436

* 135437

GFS

GFS6615



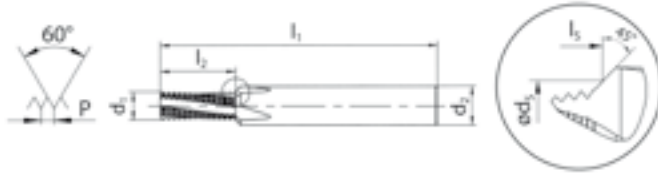
GFS6615VS



GFS6665



GFS6665VS



GFS6615



GFS6615VS



GFS6665



GFS6665VS



∅" D ₁ UNC	P TPI	d ₁ mm	l ₁ mm	l ₂ mm	l ₃ mm	d _s mm	d ₂ mm	3	4	3	4		
10	24	3.60	54	12.2	12.8	4.9	6	3	3.80	* 135438	* 135439		
12	24	4.10	54	13.2	14.0	5.6	6	3	4.40	* 135440	* 135441		
1/4	20	4.80	62	14.6	15.5	6.5	8	3	5.10	* 135442	* 135443	* 155476	* 155479
5/16	18	5.95	74	17.6	18.7	8.1	10	3	6.50	* 135444	* 135445	* 155477	* 155480
3/8	16	7.10	80	21.5	22.8	9.8	12	4	8.00	* 135446	* 135447	* 155478	* 155481
7/16	14	7.95	80	24.5	26.2	11.4	12	4	9.30			* 135448	* 135449
1/2	13	9.95	90	28.4	29.9	13.0	14	4	10.80			* 135450	* 135451
9/16	12	10.80	102	32.8	34.7	14.6	16	4	12.20			* 135452	* 135453
5/8	11	11.90	102	35.8	38.0	16.3	18	4	13.60			* 135454	* 135455

ID

ID

ID

ID

GFS

GFS

GFS6610



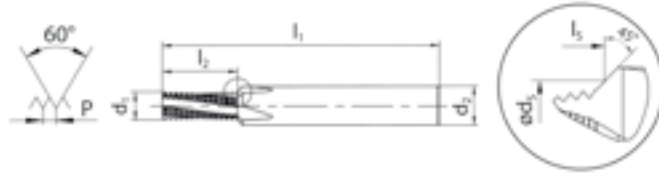
GFS6610VS



GFS6660



GFS6660VS



GFS6610

GFS6610VS

GFS6660

GFS6660VS



Ø" D ₁ UNF	P TPI	d ₁ mm	l ₁ mm	l ₂ mm	l ₃ mm	d _s mm	d ₂ mm		
10	32	3.60	54	8.3	9.0	4.9	6	3	4.05
12	28	4.10	54	9.5	10.3	5.6	6	3	4.60
1/4	28	4.80	62	11.3	12.2	6.5	8	3	5.50
5/16	24	5.95	74	13.2	14.3	8.1	10	3	6.90
3/8	24	7.10	80	16.4	17.3	9.8	12	4	8.50
7/16	20	7.95	80	18.4	20.1	11.4	12	4	9.80
1/2	20	9.95	90	21.0	22.5	13.0	14	4	11.40
9/16	18	11.60	102	23.3	24.8	14.6	16	4	12.90
5/8	18	11.90	102	26.1	28.3	16.3	18	4	14.50

ID

ID

ID

ID

* 135456

* 135457

* 135458

* 135459

* 135460

* 135461

* 155482

* 155485

* 135462

* 135463

* 155483

* 155486

* 135464

* 135465

* 155484

* 155487

* 135466

* 135467

* 135468

* 135469

* 135470

* 135471

* 135472

* 135473

GFS

GFS6615



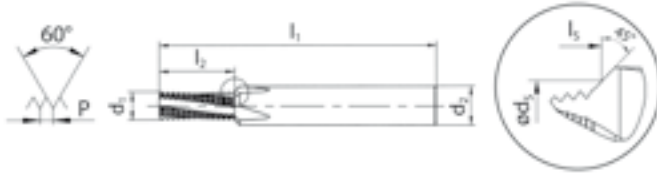
GFS6615VS



GFS6665



GFS6665VS



GFS6615



GFS6615VS



GFS6665



GFS6665VS



Ø" D ₁	P	d ₁	l ₁	l ₂	l ₃	d _s	d ₂		
UNF	TPI	mm	mm	mm	mm	mm	mm		

10	32	3.60	54	11.5	12.2	4.9	6	3	4.05
12	28	4.10	54	12.3	13.0	5.6	6	3	4.60
1/4	28	4.80	62	14.1	14.9	6.5	8	3	5.50
5/16	24	5.95	74	17.5	18.6	8.1	10	3	6.90
3/8	24	7.10	80	20.6	21.5	9.8	12	4	8.50
7/16	20	7.95	80	24.8	26.5	11.4	12	4	9.80
1/2	20	9.95	90	27.3	28.8	13.0	14	4	11.40
9/16	18	11.60	102	30.4	31.9	14.6	16	4	12.90
5/8	18	11.90	102	34.6	36.8	16.3	18	4	14.50

ID

ID

ID

ID

128660

135474

* 135475

* 135476

128578

135477

155488

155491

135478

135479

155489

155492

135480

135481

155490

155493

* 135482

* 135483

* 135484

* 135485

* 135486

* 135487

* 135488

* 135489

GFS

G DIN ISO 228 (BSP)

VHM
CAR

DIN 6535 HA

HB
HE

sur demande
auf Anfrage
on request
su richiesta
sobre pedido

GFS

GFS6660



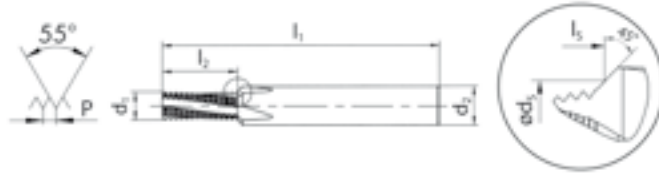
GFS6660VS



GFS6665



GFS6665VS



GFS6660



GFS6660VS



GFS6665



GFS6665VS



\varnothing'' D ₁ G	P TPI	d ₁ mm	l ₁ mm	l ₂ mm	l ₃ mm	d ₅ mm	d ₂ mm		
1/8	28	7.95	80	15.9	16.9	10.0	12	4	8.75
1/4	19	9.95	90	22.1	23.8	13.5	14	4	11.60
3/8	19	12.80	102	27.4	29.5	17.1	18	4	15.20

ID

ID

* 135411

* 135412

* 135413

* 135414

* 135415

* 135416

\varnothing'' D ₁ G	P TPI	d ₁ mm	l ₁ mm	l ₂ mm	l ₃ mm	d ₅ mm	d ₂ mm		
1/8	28	7.95	80	21.3	22.3	10.0	12	4	8.75
1/4	19	9.95	90	28.7	30.5	13.5	14	4	11.60
3/8	19	12.80	102	35.4	37.6	17.1	18	4	15.20

ID

ID

* 119349

* 135417

* 119298

* 135418

* 119680

* 135419

NPT, NPTF

ANSI B1.20.1
ANSI B1.20.3

VHM
CAR

DIN 6535 HA

HB
HE

sur demande
auf Anfrage
on request
su richiesta
sobre pedido

GFS

GFS6660

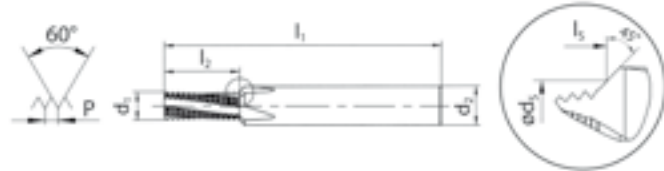


GFS6660VS



GFS6660

GFS6660VS



Ø" D ₁ NPT	P TPI	d ₁ mm	l ₁ mm	l ₂ mm	l ₃ mm	d ₂ mm	d ₃ mm	
--------------------------	----------	----------------------	----------------------	----------------------	----------------------	----------------------	----------------------	--

1/8	27	7.30	70	9.9	11.2	10.6	12	4
1/4	18	9.95	80	14.8	16.4	14.0	16	4
3/8	18	12.50	80	14.8	16.9	17.6	18	4

ID

ID

* 126910	* 135490
* 126899	* 135491
* 126928	* 135492

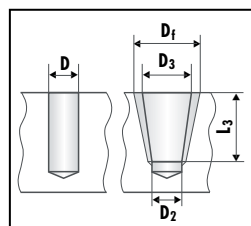
Ø" D ₁ NPTF	P TPI	d ₁ mm	l ₁ mm	l ₂ mm	l ₃ mm	d ₂ mm	d ₃ mm	
---------------------------	----------	----------------------	----------------------	----------------------	----------------------	----------------------	----------------------	--

1/8	27	7.30	70	9.9	11.2	10.6	12	4
1/4	18	9.95	80	14.8	16.4	14.0	16	4
3/8	18	12.50	80	14.8	16.9	17.6	18	4

ID

ID

* 135493	* 135494
* 135495	* 135496
* 135497	* 135498



Ø D ₁	Avant-trou Prefori			
	D	D ₂	NPT NPTF D ₃ (+0.05)	
1/8	8.5	8.3	8.74	8.76
1/4	11.0	10.8	11.36	11.40
3/8	14.5	14.2	14.80	14.84

Fraisage Fresatura	
D _f	L ₃
9.81	6.92
12.99	10.02
16.41	10.33

GFM

GFM6260

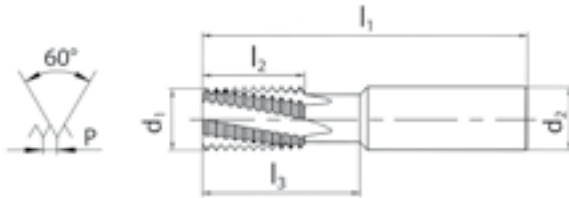


GFM6260VS



GFM6260

GFM6260VS



d ₁ mm	P mm	∅ D ₁ ≥ M, MF	l ₁ mm	l ₂ mm	l ₃ mm	d ₂ mm	✚	ID	ID
8	0.50	10	64	16.0	16	8.0	4	116450	135260
8	0.75	10	64	15.8	16	8.0	4	116340	135261
10	0.75	14	70	15.8	26	10.0	4	116128	135262
10	1.00	14	70	16.0	26	10.0	4	118657	135263
10	1.25	14	70	16.3	26	10.0	4	118659	135264
10	1.50	14	70	16.5	26	10.0	4	118661	135265
12	0.50	18	80	20.0	32	12.0	4	116129	135214
12	0.75	18	80	20.3	32	12.0	4	155526	155527
12	1.00	18	80	20.0	32	12.0	4	118664	135007
12	1.50	18	80	21.0	32	12.0	4	118669	135181
12	2.00	18	80	20.0	32	12.0	4	118673	135269
16	1.00	24	90	25.0	42	16.0	4	118680	135270
16	1.50	24	90	25.5	42	16.0	4	118682	116017
16	2.00	24	90	26.0	42	16.0	4	118684	135271
16	2.50	24	90	25.0	42	16.0	4	118689	135272
16	3.00	24	90	27.0	42	16.0	4	158760	150564
20	1.00	30	105	33.0	52	20.0	5	135273	135274
20	1.50	30	105	33.0	52	20.0	5	118694	135275
20	2.00	30	105	34.0	52	20.0	5	116338	135276
20	2.50	30	105	32.5	52	20.0	5	* 135277	
20	3.00	30	105	33.0	52	20.0	5	118699	135279
20	3.50	30	105	38.5	52	20.0	5	144195	144065

GFM

GFM6260

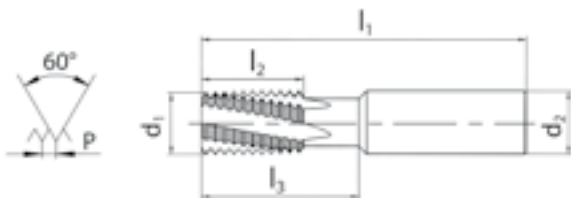


GFM6260VS



GFM6260

GFM6260VS



d ₁ mm	P TPI	Ø" D ₁ ≥ UN	l ₁ mm	l ₂ mm	l ₃ mm	d ₂ mm	✂	ID	ID
10	24	1/2	70	15.9	26	10	4	135288	135289
12	24	3/4	80	20.1	32	12	4	135290	135291
12	20	3/4	80	20.3	32	12	4	135292	135293
12	18	3/4	80	19.8	32	12	4	135294	135295
12	16	3/4	80	20.6	32	12	4	135296	135297
12	10	3/4	80	20.3	32	12	4	150963	155494
16	24	1	90	25.4	42	16	4	135298	135299
16	20	1	90	25.4	42	16	4	135300	135301
16	18	1	90	25.4	42	16	4	135302	135303
16	16	1	90	25.4	42	16	4	135304	135305
16	14	1	90	25.4	42	16	4	135306	135307
16	12	1	90	25.4	42	16	4	135308	135309
16	9	1	90	25.4	42	16	4	150964	155495
16	8	1	90	25.4	42	16	4	150965	155496
20	24	1 1/4	105	32.8	52	20	5	* 135310	* 135311
20	20	1 1/4	105	33.0	52	20	5	* 135312	* 135313
20	18	1 1/4	105	32.5	52	20	5	135314	135315
20	16	1 1/4	105	33.4	52	20	5	118697	135316
20	14	1 1/4	105	32.7	52	20	5	135317	135318
20	12	1 1/4	105	31.8	52	20	5	135319	135320
20	8	1 1/4	105	31.8	52	20	5	135321	135322
20	7	1 1/4	105	32.7	52	20	5	150962	155497

GFM

GFM

GFM6260

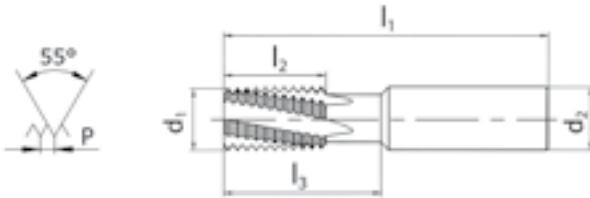


GFM6260VS



GFM6260

GFM6260VS



d ₁ mm	P TPI	Ø" D ₁ G	l ₁ mm	l ₂ mm	l ₃ mm	d ₂ mm	
10	19	1/4 - 3/8	70	16.0	26	10	4
16	14	1/2 - 7/8	90	25.4	42	16	4
20	11	≥ 1	105	32.3	52	20	5

ID

ID

118655

135280

118678

135281

118691

135282

NPT, NPTF

ANSI B1.20.1
ANSI B1.20.3

VHM
CAR



DIN 6535 HA

HB
HE

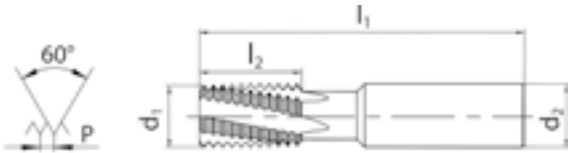
sur demande
auf Anfrage
on request
su richiesta
sobre pedido

GFM

GFM6260



GFM6260VS



GFM6260

GFM6260VS



ID

ID

d ₁ mm	P TPI	Ø" D ₁ ≥ NPT	l ₁ mm	l ₂ mm	d ₂ mm	
----------------------	----------	----------------------------	----------------------	----------------------	----------------------	--

14.5	14	1/2	90	19.1	16	4
18.5	11.5	1	90	23.2	20	5

135323

135324

135325

135326

d ₁ mm	P TPI	Ø" D ₁ ≥ NPTF	l ₁ mm	l ₂ mm	d ₂ mm	
----------------------	----------	-----------------------------	----------------------	----------------------	----------------------	--

14.5	14	1/2	90	19.1	16	4
18.5	11.5	1	90	23.2	20	5

ID

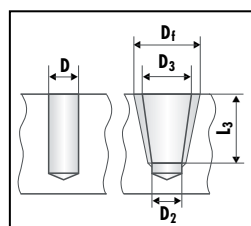
ID

* 135327

* 135328

* 135329

* 135330



Ø D ₁	Avant-Hrou Prefori			
	D	D ₂	NPT D ₃ (+0.05)	NPTF D ₃ (+0.05)
1/2	17.9	17.5	18.32	18.33
3/4	23.2	22.8	23.67	23.68
1	29.0	28.6	29.69	29.72
1 1/4	37.7	37.3	38.45	38.48
1 1/2	44.0	43.5	44.52	44.55
2	56.0	55.5	56.56	56.59

Fraisage
Fresatura

D _f	L ₃
20.37	13.57
25.69	14.05
32.18	16.79
40.90	17.30
49.67	17.30
58.99	17.70

GFM

BGF

BGF6760

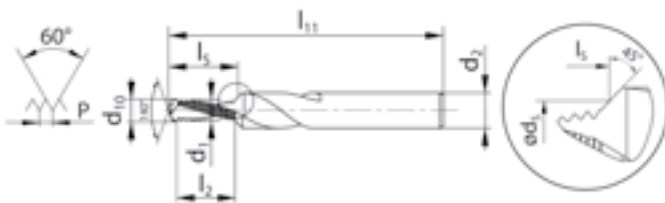


BGF6760VS



BGF6760

BGF6760VS



$\varnothing D_1$ M	P mm	d_1 mm	d_{10} mm	l_{11} mm	l_2 mm	l_3 mm	d_5 mm	d_2 mm		ID	ID
4	0.70	3.10	3.30	48	5.6	7.4	4.1	6	2	153400	153415
5	0.80	4.00	4.20	54	7.2	9.4	5.1	6	2	153401	153416
6	1.00	4.75	5.00	62	9.0	11.7	6.2	8	2	153402	153417
8	1.25	6.50	6.75	74	11.2	14.6	8.2	10	2	151911	153418
10	1.50	8.25	8.50	80	14.9	19.1	10.3	12	2	153403	151442
12	1.75	9.95	10.25	90	17.4	22.1	12.3	14	2	153404	153419
14	2.00	11.60	12.00	102	19.9	25.1	14.4	16	2	* 153405	* 153420
16	2.00	13.60	14.00	102	23.9	29.5	16.4	18	2	* 153406	* 153421

BGF

BGF6765



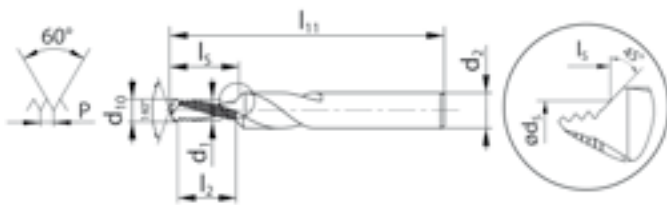
BGF6765VS



BGF6766



BGF6766VS



BGF6765

BGF6765VS

BGF6766

BGF6766VS



$\varnothing D_1$ M	P mm	d_1 mm	d_{10} mm	l_{11} mm	l_2 mm	l_s mm	d_s mm	d_2 mm	
4	0.70	3.10	3.30	48	7.7	9.5	4.1	6	2
5	0.80	4.00	4.20	54	9.6	11.8	5.1	6	2
6	1.00	4.75	5.00	62	12.0	14.7	6.2	8	2
8	1.25	6.50	6.75	74	15.0	18.4	8.2	10	2
10	1.50	8.25	8.50	80	19.4	23.6	10.3	12	2
12	1.75	9.95	10.25	90	22.7	27.3	12.3	14	2
14	2.00	11.60	12.00	102	27.9	33.1	14.4	16	2
16	2.00	13.60	14.00	102	31.9	37.5	16.4	18	2

ID

ID

153430	153442
151305	151306
150933	151776
153431	150588
153432	150589
153433	150927
* 153434	* 153443
* 153435	* 151324

$\varnothing D_1$ M	P mm	d_1 mm	d_{10} mm	l_{11} mm	l_2 mm	l_s mm	d_s mm	d_2 mm	
6	1.00	4.75	5.00	62	15.0	17.7	6.2	8	2
8	1.25	6.50	6.75	74	20.0	23.4	8.2	10	2
10	1.50	8.25	8.50	80	23.9	28.1	10.3	12	2
12	1.75	9.95	10.25	90	29.7	34.3	12.3	14	2
14	2.00	11.60	12.00	102	35.9	41.1	14.4	16	2
16	2.00	13.60	14.00	102	39.9	45.5	16.4	18	2

ID

ID

153451	153467
153452	153468
153453	153469
153454	153470
* 153455	* 153471
* 153456	* 153472

BGF

BGF6865



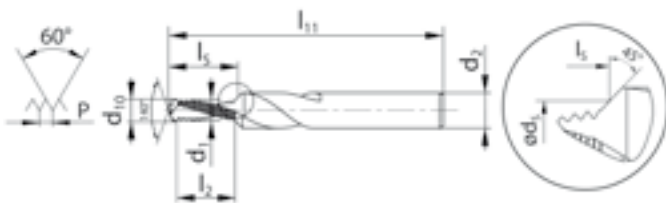
BGF6865VS



BGF6866



BGF6866VS



BGF6865

BGF6865VS

BGF6866

BGF6866VS



$\varnothing D_1$ M	P mm	d_1 mm	d_{10} mm	l_{11} mm	l_2 mm	l_3 mm	d_5 mm	d_2 mm	
------------------------	---------	-------------	----------------	----------------	-------------	-------------	-------------	-------------	--

6	1.00	4.75	5.00	62	12.0	14.7	6.2	8	3
8	1.25	6.50	6.75	74	14.9	18.4	8.2	10	3
10	1.50	8.25	8.50	80	19.4	23.6	10.3	12	3
12	1.75	9.95	10.25	90	22.7	27.3	12.3	14	3
14	2.00	11.60	12.00	102	27.9	33.1	14.4	16	3
16	2.00	13.60	14.00	102	31.9	37.5	16.4	18	3

ID

ID

* 153577

* 153589

* 153578

* 153590

* 153579

* 153591

* 153580

* 153592

* 153581

* 153593

* 153582

* 153594

$\varnothing D_1$ M	P mm	d_1 mm	d_{10} mm	l_{11} mm	l_2 mm	l_3 mm	d_5 mm	d_2 mm	
------------------------	---------	-------------	----------------	----------------	-------------	-------------	-------------	-------------	--

6	1.00	4.75	5.00	62	15.0	17.7	6.2	8	3
8	1.25	6.50	6.75	74	20.0	23.4	8.2	10	3
10	1.50	8.25	8.50	80	23.9	28.1	10.3	12	3
12	1.75	9.95	10.25	90	29.7	34.3	12.3	14	3
14	2.00	11.60	12.00	102	35.9	41.1	14.4	16	3
16	2.00	13.60	14.00	102	39.9	45.5	16.4	18	3

ID

ID

* 153601

* 153613

* 153602

* 153614

* 153603

* 153615

* 153604

* 153616

* 153605

* 153617

* 153606

* 153618

BGF

BGF6760



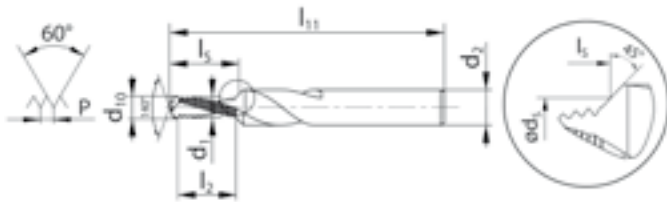
BGF6760VS



BGF6765



BGF6765VS



BGF6760



BGF6760VS



BGF6765



BGF6765VS



∅ D ₁ MF	P mm	d ₁ mm	d ₁₀ mm	l ₁₁ mm	l ₂ mm	l ₃ mm	d _s mm	d ₂ mm	
6	0.75	5.00	5.25	62	9.0	11.4	6.2	8	2
8	1.00	6.75	7.00	74	12.0	15.0	8.2	10	2
10	1.00	8.75	9.00	80	15.0	18.5	10.3	12	2
12	1.00	10.70	11.00	90	18.0	21.9	12.3	14	2
12	1.50	10.20	10.50	90	17.9	22.5	12.3	14	2
14	1.50	12.10	12.50	102	20.9	26.0	14.4	16	2
16	1.50	14.10	14.50	102	23.9	29.4	16.4	18	2
















































ID	ID
* 153759	* 153780
* 153761	* 153782
* 153762	* 153783
* 153764	* 153785
* 153765	* 153786
* 153766	* 153787
* 153767	* 153788








∅ D ₁ MF	P mm	d ₁ mm	d ₁₀ mm	l ₁₁ mm	l ₂ mm	l ₃ mm	d _s mm	d ₂ mm	
6	0.75	5.00	5.25	62	9.0	11.4	6.2	8	2
8	1.00	6.75	7.00	74	12.0	15.0	8.2	10	2
10	1.00	8.75	9.00	80	15.0	18.5	10.3	12	2
12	1.00	10.70	11.00	90	18.0	21.9	12.3	14	2
12	1.50	10.20	10.50	90	17.9	22.5	12.3	14	2
14	1.50	12.10	12.50	102	20.9	26.0	14.4	16	2
16	1.50	14.10	14.50	102	23.9	29.4	16.4	18	2

ID	ID
* 153802	* 153824
* 153804	* 153826
* 153805	* 153827
* 153807	* 153829
* 153808	* 153830
* 153809	* 153831
* 153810	* 153832


















BGF

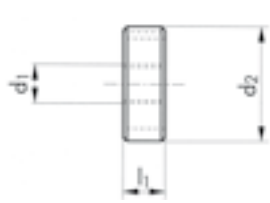



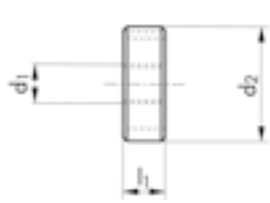

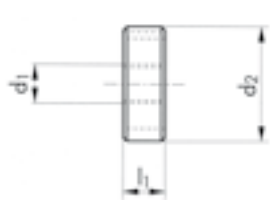

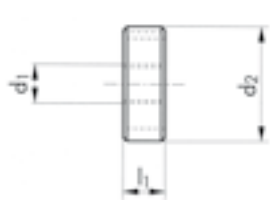

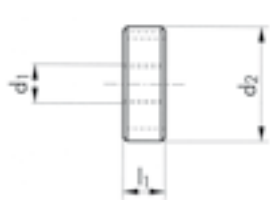

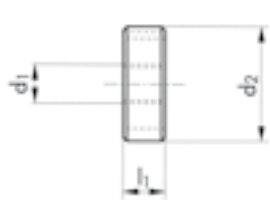

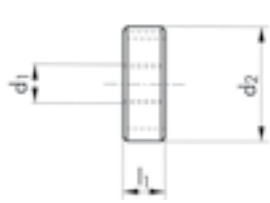

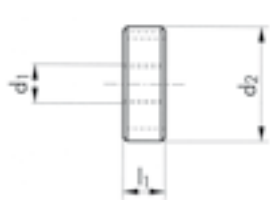

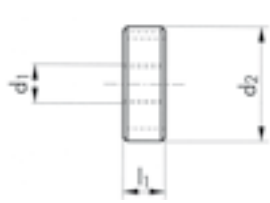

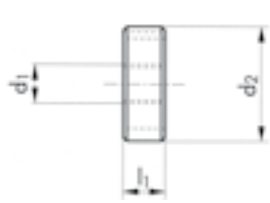

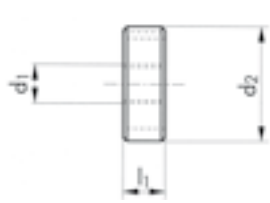

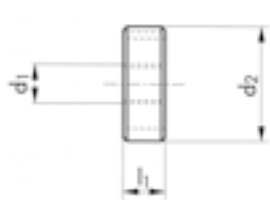

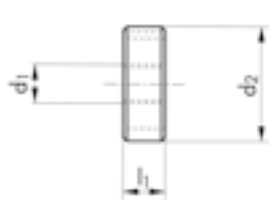

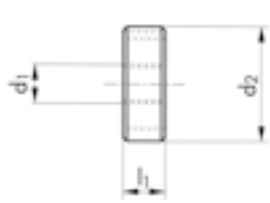

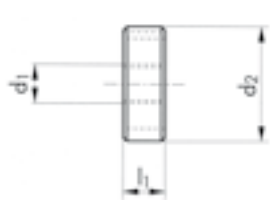

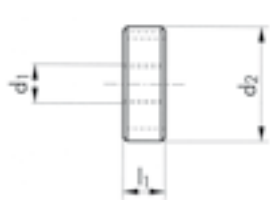

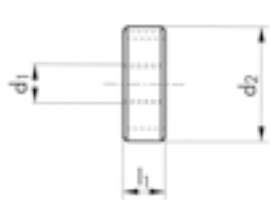

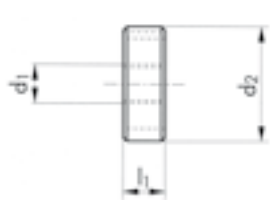

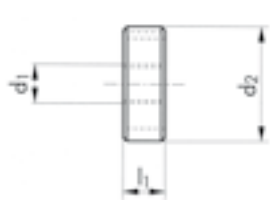

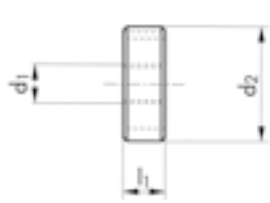

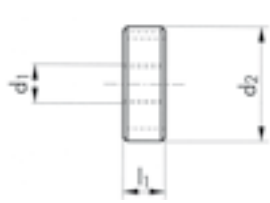

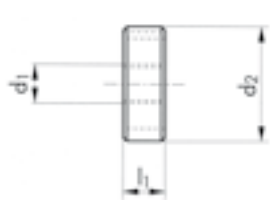

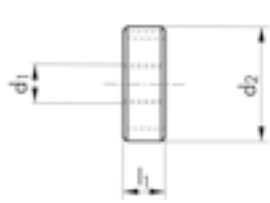

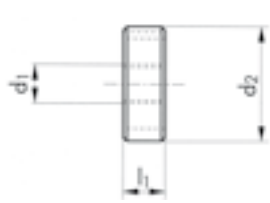

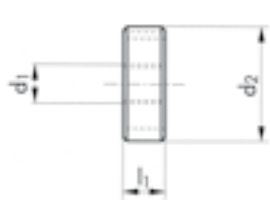

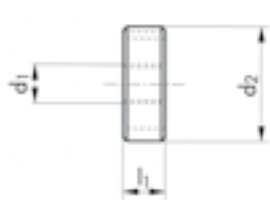

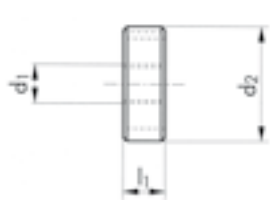

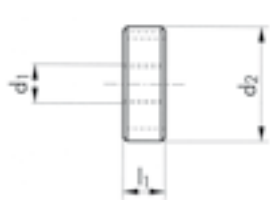

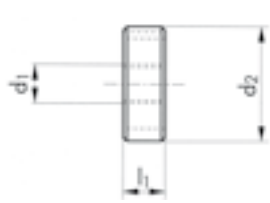

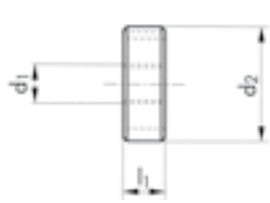

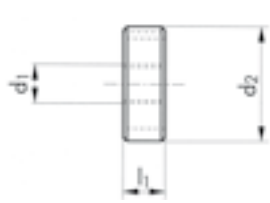

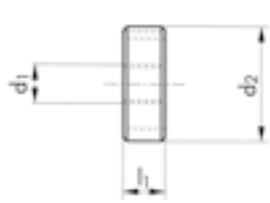

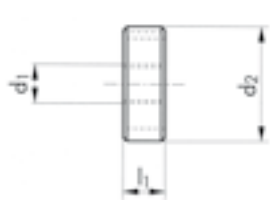

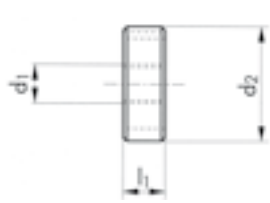

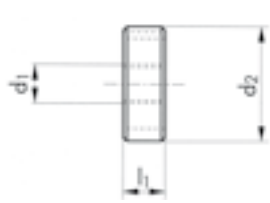

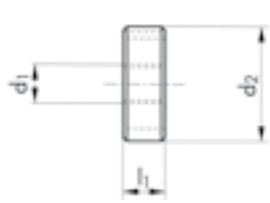

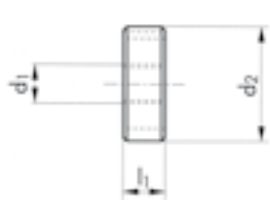

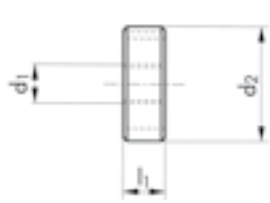

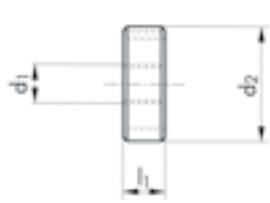

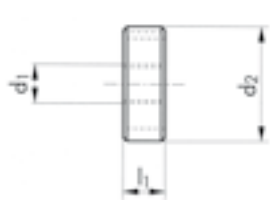

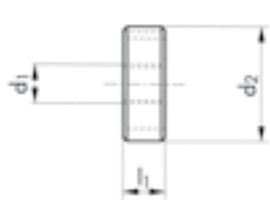

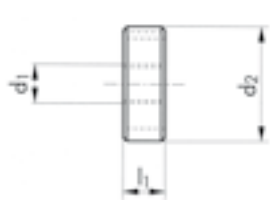

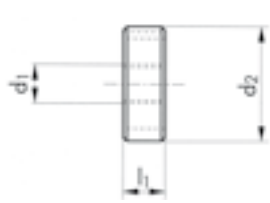

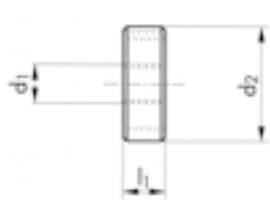

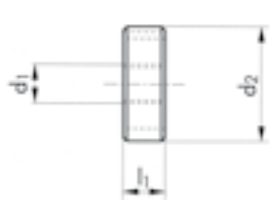

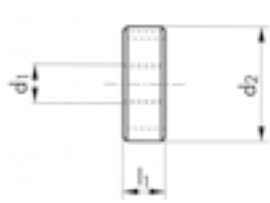

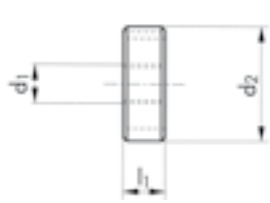

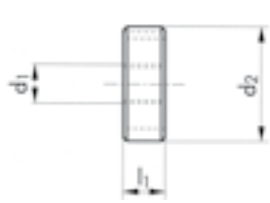

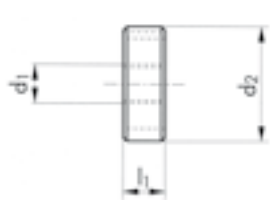

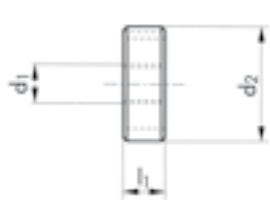

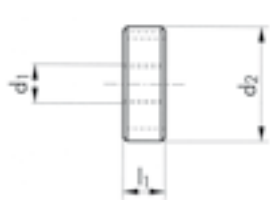

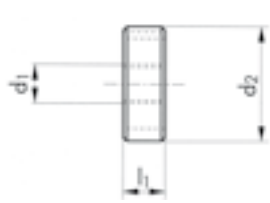

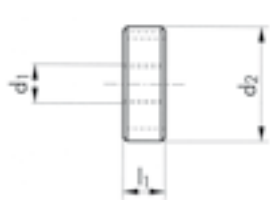

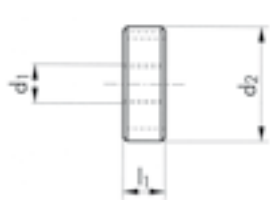

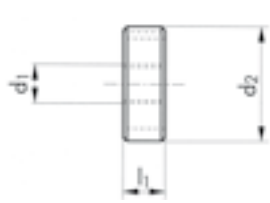

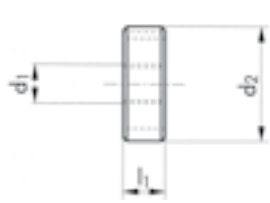

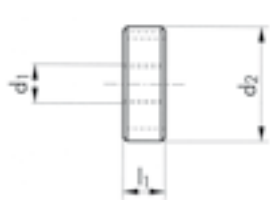

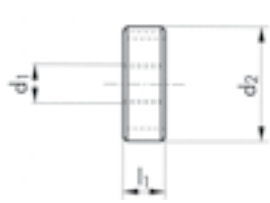

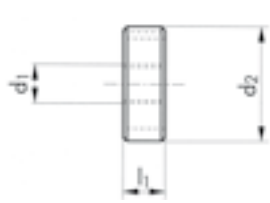

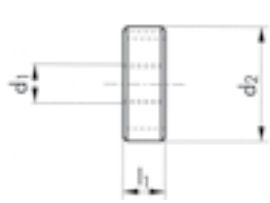

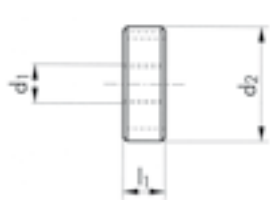

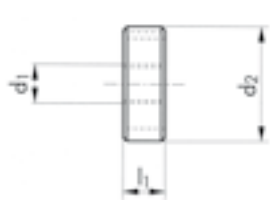

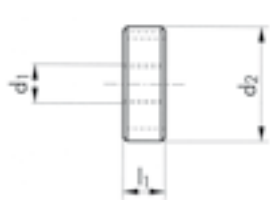

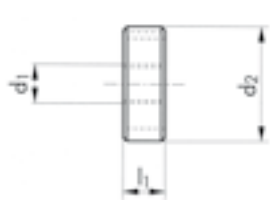

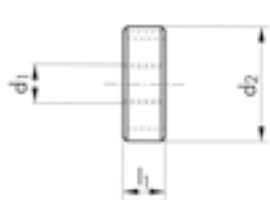

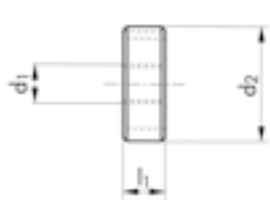

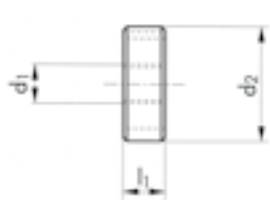

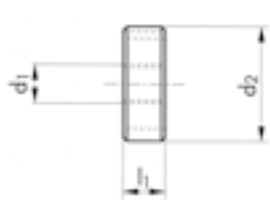

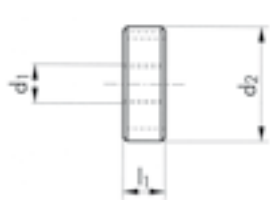

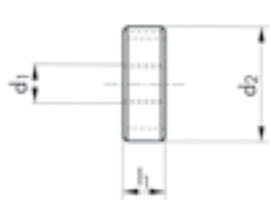

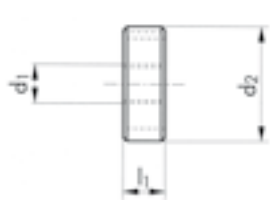

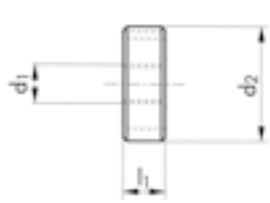

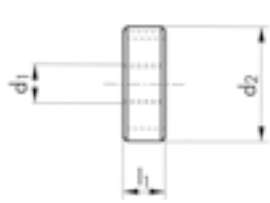

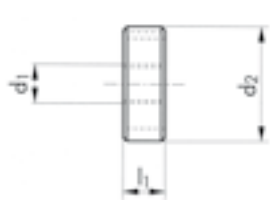

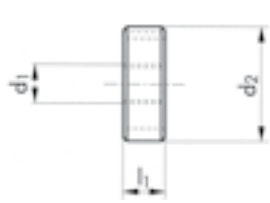

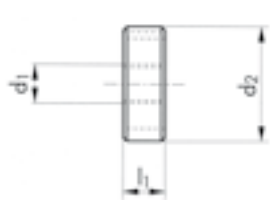

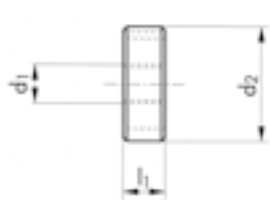

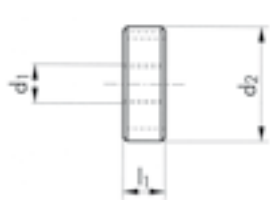

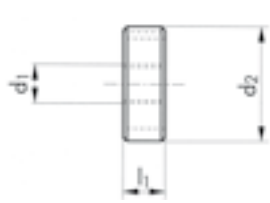

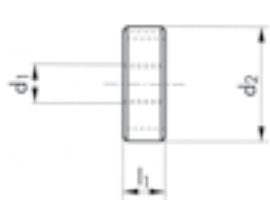

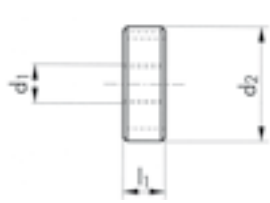

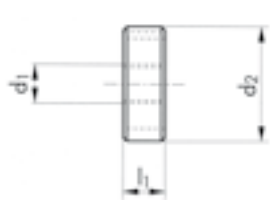

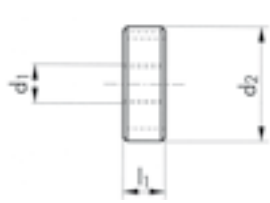

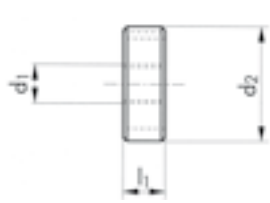

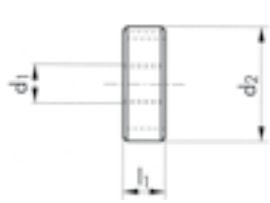

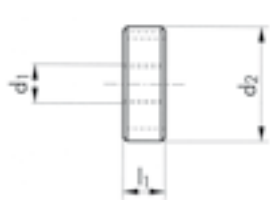

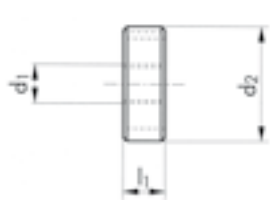

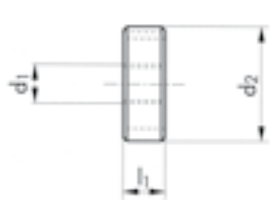

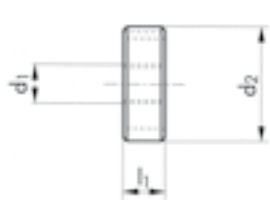

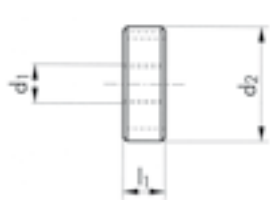

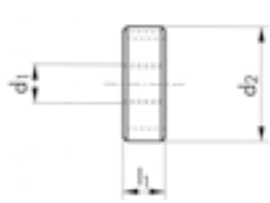

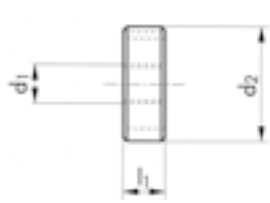

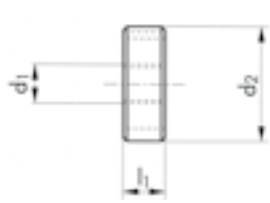

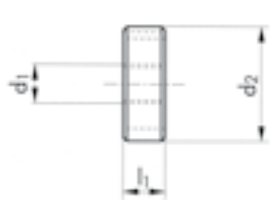

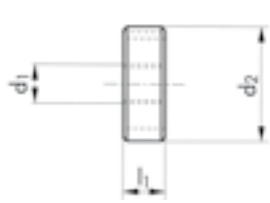

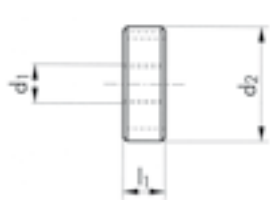

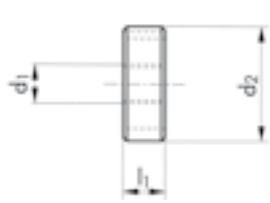

Répertoire - Filières rondes, filières pour automates, écrous égalisateurs et filières cloches
Rubrica - Filiere tonda, filiere per torni automatici, dadi compensatori e filiere a campana

		N		MS	Z		N	Z	
Caractéristiques Caratteristiche		     	     	     	     	   	   	   	   
									
		N5110	N5120	MS5120	Z5120	Z5120LL	N5220	Z5220	
M 6g	DIN 13	246	246		247	247	260	260	
M 6e	DIN 13		246				260		
M 6g LH	DIN 13		246						
MF 6g	DIN 13	248	248-250		248-249		261		
MF 6e	DIN 13		248-249						
MF 6g LH	DIN 13		248-250						
UNC	ANSI B1.1	251	251						
UNF	ANSI B1.1	252	252						
UNEF	ANSI B1.1		253						
UN	ANSI B1.1		253						
UNS	ANSI B1.1		253						
G (BSP)	DIN ISO 228		254	255	255				
G (BSP) LH	DIN ISO 228		254						
G (BSP) -0.1 mm	DIN ISO 228			255					
R (BSPT)	DIN EN 10226		256						
NPT	ANSI B1.20.1		257						
NPTF	ANSI B1.20.3		257						
PG	DIN 40430		258						
TR	DIN 103		258						
W (BSW)	BS 84		259						
W (BSW) LH	BS 84		259						

N	
 	  
	
N5310	N5420
262	263
262	
263	
263	

Pictogrammes - Simboli

	<i>HSS</i> HSS
	<i>HSSE</i> HSSE
	<i>1.25 x P</i> 1.25 filets d'entrée 1.25 filetti d'imbocco
	<i>1.75 x P</i> 1.75 filets d'entrée 1.75 filetti d'imbocco
	<i>2 x P</i> 2 filets d'entrée 2 filetti d'imbocco
	<i>Entrée à hélice dès Ø 3 mm</i> Imbocco corretto a partire da Ø 3 mm
	<i>Entrée à hélice des 2 côtés dès Ø 3 mm</i> Imbocco corretto dei 2 lati a partire da Ø 3 mm
	<i>Nombre de lèvres</i> Numero delle scanalature
	<i>Diamètre de tournage</i> Diametro di tornitura
	<i>Nitruration (d₁ ≥ 3 mm, P ≥ 0.5 mm)</i> Nitrazione (d ₁ ≥ 3 mm, P ≥ 0.5 mm)
	<i>Filière avec 2 trous de fixation</i> Filiere con 2 fori di fissaggio
	<i>Tolérance 6g</i> Tolleranza 6g
	<i>Tolérance 6e</i> Tolleranza 6e
	<i>Tolérance "Medium Class"</i> Tolleranza "Medium Class"
	<i>Tolérance A</i> Tolleranza A
	<i>Filetage conique 1:16 (NPT - NPTF - R)</i> Filettatura conica 1:16 (NPT - NPTF - R)
	<i>Filetage à gauche</i> Filettatura sinistra

N5110									N5110	N5120	N5120 LH	N5120
  												
												
												
												
												
												
												
												
												
												
												
												
												
												
												
												
												
												
												
												
												
												
												
												
												
												
												
												
												
												
												
												
												
												
												
												
												
												
												
												
												
												
												
												
												
												
												
												
												
												
												
												
												
												
												
												
												
												
												
												
												
												
												
												
												
												
												
												
												
												
												
												
												
												
												
												
												
												
												
												
												
												
												
												
												
												
												
												
												
												
												
												
												
												
												
												
												

Z5120		Z5120 LL		Z5120			Z5120 LL		
$\varnothing d_1$ M	P mm	d_2 mm	l_1 mm				ID	ID	
2	0.40	16.0	3.5	4	4	1.93	125269	105115	
2.5	0.45	16.0	5.0	4	4	2.43	104779	105116	
2.6	0.45	16.0	5.0	4		2.53	104780		
3	0.50	20.0	5.0	4	5	2.92	104788	105117	
3.5	0.60	20.0	5.0	4		3.41	104789		
4	0.70	20.0	5.0	4	5	3.91	104790	105118	
5	0.80	20.0	7.0	4	5	4.90	104792	105119	
6	1.00	20.0	7.0	4	5	5.88	104795	105120	
7	1.00	25.0	9.0	4		6.88	111424		
8	1.25	25.0	9.0	5	6	7.87	104798	105121	
10	1.50	30.0	11.0	5	6	9.85	104767	105122	
12	1.75	38.0	14.0	5	6	11.83	104770	105123	
14	2.00	38.0	14.0	5		13.82	104773		
16	2.00	45.0	18.0	5		15.82	104776		
18	2.50	45.0	18.0	5		17.79	104778		
20	2.50	45.0	18.0	5		19.79	104783		
24	3.00	55.0	22.0	6		23.76	104787		



























								N5120	N5120 LH	N5120	Z5120	
$\varnothing d_1$ MF	P mm	d_2 mm	l_1 mm	N	Z	$\rightarrow 6g \leftarrow$	$\rightarrow 6e \leftarrow$	ID	ID	ID	6g - mm	ID
* 2	0.25	16.0	5.0	4		1.93		103863				
* 2.5	0.35	16.0	5.0	4		2.44		103871				
3	0.35	20.0	5.0	4		2.94		104064				
3.5	0.35	20.0	5.0	4		3.44		104069				
4	0.35	20.0	5.0	4		3.94		104108				
4	0.50	20.0	5.0	4		3.93		104110				
4.5	0.50	20.0	5.0	4		4.43		104116				
5	0.50	20.0	5.0	4	4	4.93	4.90	104141	104142	104140	0.030	104791
5	0.75	20.0	7.0	4		4.90		104143				
5.5	0.50	20.0	5.0	4		5.43		104148				
6	0.50	20.0	5.0	4		5.93		104159	104160			104793
6	0.75	20.0	7.0	4	4	5.90		104162	104163			104794
7	0.50	25.0	9.0	4	4	6.93		104169				
7	0.75	25.0	9.0	4		6.90	6.87	104171		* 104170	0.035	
8	0.50	25.0	9.0	5		7.93		104177				
8	0.75	25.0	9.0	4	4	7.90		104180				104796
8	1.00	25.0	9.0	4	4	7.88	7.85	104183	104184	104182	0.035	104797
9	0.50	25.0	9.0	5		8.93		104188				
9	0.75	25.0	9.0	5		8.90		104189				
9	1.00	25.0	9.0	5		8.88		104190				
10	0.50	30.0	11.0	5		9.93		103942				
10	0.75	30.0	11.0	5	5	9.90	9.87	103945		* 103944	0.035	104765
10	1.00	30.0	11.0	5	5	9.88	9.85	103948	103949	103947	0.035	104766
10	1.25	30.0	11.0	4		9.86		103950	103951			
11	0.75	30.0	11.0	5		10.90		103956				
11	1.00	30.0	11.0	5		10.88		103957				
11	1.25	30.0	11.0	5		10.87		103958				
12	0.50	38.0	10.0	5		11.93		103960				
12	0.75	38.0	10.0	5		11.90	11.87	103962		* 103961	0.035	
12	1.00	38.0	10.0	5	5	11.88	11.85	103965	103966	103964	0.035	104768
12	1.25	38.0	10.0	4		11.86		103967	103968			
12	1.50	38.0	10.0	4	5	11.85		103970	103971			104769
13	1.00	38.0	10.0	5		12.88		103976				






* N5110

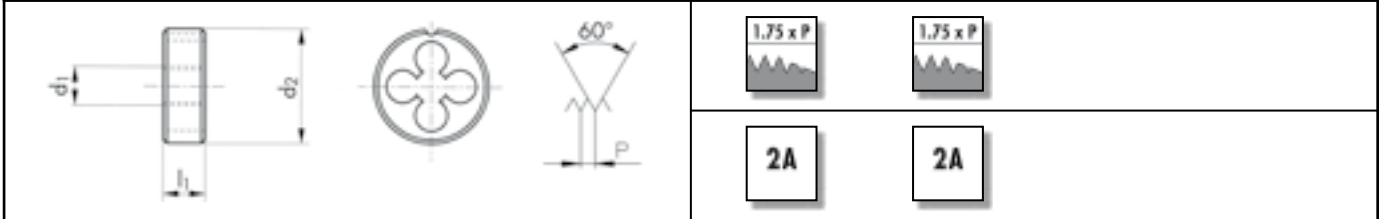
P 0.25

6h

N5120		N5120 LH		N5120		Z5120		N5120	N5120 LH	N5120	Z5120	
												
												
												
$\varnothing d_1$	P	d_2	l_1	N	Z	$\rightarrow 6g \leftarrow$	$\rightarrow 6e \leftarrow$	ID	ID	ID	$6g$ - mm	ID
MF	mm	mm	mm									
14	0.50	38.0	10.0	5		13.93		103977				
14	0.75	38.0	10.0	5		13.90		103979				
14	1.00	38.0	10.0	5	5	13.88		103981	103982			104771
14	1.25	38.0	10.0	5		13.86		103983				
14	1.50	38.0	10.0	5	5	13.85		103986	103987			104772
15	1.00	38.0	10.0	5		14.88		103991				
15	1.50	38.0	10.0	5		14.85		103992				
16	1.00	45.0	14.0	5	5	15.88	15.85	103996	103997	* 103995	0.035	104774
16	1.25	45.0	14.0	5		15.87		103998				
16	1.50	45.0	14.0	5	5	15.85		104000	104001			104775
17	1.00	45.0	14.0	5		16.88		104005				
18	1.00	45.0	14.0	5		17.88		104008				
18	1.50	45.0	14.0	5	5	17.85		104011	104012			
18	2.00	45.0	14.0	5		17.82		104013				
19	1.00	45.0	14.0	6		18.88		104017				
20	1.00	45.0	14.0	6	6	19.88		104021	104022			104781
20	1.50	45.0	14.0	6	6	19.85		104024	104025			104782
20	2.00	45.0	14.0	6		19.82		104026	* 104027			
21	1.00	45.0	14.0	7		20.88		111386				
22	1.00	55.0	16.0	6		21.88		104030				
22	1.50	55.0	16.0	5	6	21.85		104032				
22	2.00	55.0	16.0	5		21.82		104034				
23	1.00	55.0	16.0	6		22.88		121704				
24	1.00	55.0	16.0	6		23.88		104037				
24	1.50	55.0	16.0	6	6	23.85		104039				
24	2.00	55.0	16.0	6		23.82		104041	104042			
25	1.00	55.0	16.0	6		24.88		104045				
25	1.50	55.0	16.0	6		24.85		104046				
26	1.00	55.0	16.0	7		25.88		104049				
26	1.50	55.0	16.0	6		25.85		104050				
26	2.00	55.0	16.0	6		25.82		104052				
27	1.00	65.0	18.0	6		26.88		104053				
27	1.50	65.0	18.0	6		26.85		104054	* 104055			
27	2.00	65.0	18.0	6		26.82		104056				





N5120		N5120 LH		N5120		N5120 LH	

N5110 N5120	 	 	N5110	N5120		
						



Ø" d ₁ UNC	P TPI	d ₂ mm	l ₁ mm	⊕	⚙ →2A←	ID	ID
1	64	16.0	5.0	3	1.79	103893	
2	56	16.0	5.0	4	2.12	103894	
3	48	16.0	5.0	4	2.44	103895	
4	40	16.0	5.0	4	2.76	103896	
5	40	20.0	5.0	4	3.09		104263
6	32	20.0	7.0	4	3.41		104266
8	32	20.0	7.0	4	4.07		104269
10	24	20.0	7.0	4	4.71		104258
12	24	20.0	7.0	4	5.37		104259
1/4	20	20.0	7.0	4	6.22		104256
5/16	18	25.0	9.0	4	7.80		104264
3/8	16	30.0	11.0	4	9.37		104262
7/16	14	30.0	11.0	4	10.95		104267
1/2	13	38.0	14.0	4	12.52		111387
9/16	12	38.0	14.0	4	14.10		104270
5/8	11	45.0	18.0	4	15.68		104265
3/4	10	45.0	18.0	5	18.84		104261
7/8	9	55.0	22.0	5	22.00		104268
1	8	55.0	22.0	5	25.16		104257
1 1/4	7	65.0	25.0	6	31.49		104251
1 1/2	6	75.0	30.0	6	37.81		104250
2	4.5	90.0	36.0	7	50.45		* 104260



						N5110	N5120		
<p>N5110</p> <p>N5120</p> 									
									
						<p>2A</p>	<p>2A</p>		
Ø" d ₁ UNF	P TPI	d ₂ mm	l ₁ mm	⊕	→2A←	ID	ID		
0	80	16.0	5.0	3	1.47	103897			
1	72	16.0	5.0	3	1.79	103898			
2	64	16.0	5.0	4	2.12	103899			
3	56	16.0	5.0	4	2.44	103900			
4	48	16.0	5.0	4	2.77	103901			
5	44	20.0	5.0	4	3.10		104299		
6	40	20.0	5.0	4	3.42		104302		
8	36	20.0	7.0	4	4.08		104305		
10	32	20.0	7.0	4	4.73		104295		
12	28	20.0	7.0	4	5.38		104296		
1/4	28	20.0	7.0	4	6.24		104293		
5/16	24	25.0	9.0	4	7.82		104300		
3/8	24	30.0	11.0	4	9.41		104298		
7/16	20	30.0	11.0	5	10.98		104303		
1/2	20	38.0	10.0	5	12.56		104292		
9/16	18	38.0	10.0	5	14.14		104306		
5/8	18	45.0	14.0	5	15.73		104301		
3/4	16	45.0	14.0	6	18.89		104297		
7/8	14	55.0	16.0	5	22.05		104304		
1	12	55.0	16.0	6	25.21		104294		
1 1/4	12	65.0	18.0	7	31.56		104289		
1 1/2	12	75.0	20.0	7	37.91		111390		

UNEF, UNS, UN







ANSI B1.1

HSS



N5120						N5120
Ø" d ₁ UNEF	P TPI	d ₂ mm	l ₁ mm	⊕	→2A←	ID
12	32	20.0	7.0	4	5.39	104278
1/4	32	20.0	7.0	4	6.25	104275
5/16	32	25.0	9.0	4	7.84	104283
3/8	32	30.0	11.0	4	9.42	104282
7/16	28	30.0	11.0	5	11.00	104285
1/2	28	38.0	10.0	5	12.59	104274
9/16	24	38.0	10.0	5	14.17	104287
5/8	24	45.0	14.0	5	15.75	104284
3/4	20	45.0	14.0	5	18.91	104281
13/16	20	45.0	14.0	6	20.50	* 104279
7/8	20	55.0	16.0	5	22.09	* 104286
1	20	55.0	16.0	6	25.26	* 104276
Ø" d ₁ UNS	P TPI	d ₂ mm	l ₁ mm	⊕	→2A←	ID
1/4	40	20.0	5.0	4	6.26	104309
1/4	36	20.0	5.0	4	6.26	104308
7/16	24	30.0	11.0	5	10.99	104311
1/2	24	38.0	10.0	5	12.58	104307
1	14	55.0	16.0	6	25.23	104310
Ø" d ₁ UN	P TPI	d ₂ mm	l ₁ mm	⊕	→2A←	ID
1 1/8	8	65.0	25.0	5	28.33	104246
1 1/4	8	65.0	25.0	6	31.51	104245
1 1/2	8	75.0	20.0	7	37.85	104244
1 3/4	8	90.0	22.0	7	44.20	104247



						N5120	N5120 LH		
<p>N5120</p> 									
<p>N5120 LH</p> 									
									
									
Ø" d ₁ G	P TPI	d ₂ mm	l ₁ mm	⊕	→ A ←	ID	ID		
1/8	28	30.0	11.0	5	9.62	103926			
1/4	19	38.0	10.0	5	13.03	103924	103925		
3/8	19	45.0	14.0	5	16.54	103935	103936		
1/2	14	45.0	14.0	6	20.81	103922	103923		
5/8	14	55.0	16.0	5	22.77	103938			
3/4	14	55.0	16.0	6	26.30	103933	103934		
7/8	14	65.0	18.0	6	30.06	103940			
1	11	65.0	18.0	7	33.07	103928			
1 1/4	11	75.0	20.0	8	41.73	103918			
1 3/8	11	90.0	22.0	7	44.14	* 103921			
1 1/2	11	90.0	22.0	8	47.62	103917			
2	11	105.0	22.0	9	59.43	103932			
2 1/2	11	120.0	22.0	10	74.97	103930			

G DIN ISO 228 (BSP)







Z
HSSE

MS
HSS



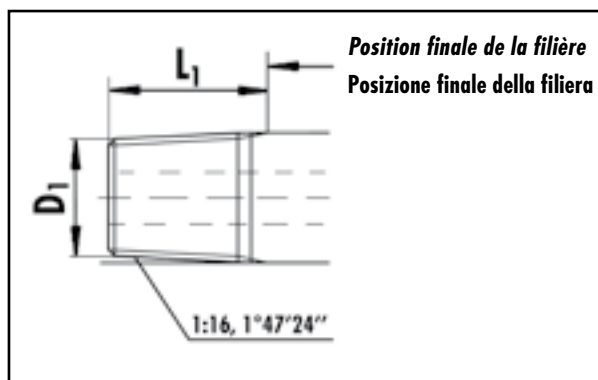
Z5120		NI		Z5120	MS5120	MS5120	
MS5120							
MS5120							
\varnothing " d ₁ G	P TPI	d ₂ mm	l ₁ mm				
1/8	28	30.0	11.0	5	5	9.62	104761 * 101339 * 142831
1/4	19	38.0	10.0	5	5	13.03	104760 101338 * 142832
3/8	19	45.0	14.0	5	5	16.54	104764 101342 119716
1/2	14	45.0	14.0	6	6	20.81	104759 101337 119243
3/4	14	55.0	16.0	6	6	26.30	104763 101341 119648
1	11	65.0	18.0	8	7	33.07	104762 101340 135186
1 1/2	11	90.0	22.0		8	47.62	* 142830













<p>N5120</p>  	<p>N5120</p>																																													
																																														
																																														
																																														
<table border="1"> <thead> <tr> <th>Ø" d₁ R</th> <th>P TPI</th> <th>d₂ mm</th> <th>l₁ mm</th> <th>⊕</th> <th>ID</th> </tr> </thead> <tbody> <tr> <td>1/8</td> <td>28</td> <td>30.0</td> <td>11.0</td> <td>5</td> <td>104226</td> </tr> <tr> <td>1/4</td> <td>19</td> <td>38.0</td> <td>14.0</td> <td>5</td> <td>104225</td> </tr> <tr> <td>3/8</td> <td>19</td> <td>45.0</td> <td>14.0</td> <td>5</td> <td>104230</td> </tr> <tr> <td>1/2</td> <td>14</td> <td>45.0</td> <td>18.0</td> <td>6</td> <td>104224</td> </tr> <tr> <td>3/4</td> <td>14</td> <td>55.0</td> <td>22.0</td> <td>6</td> <td>104229</td> </tr> <tr> <td>1</td> <td>11</td> <td>65.0</td> <td>25.0</td> <td>7</td> <td>104227</td> </tr> </tbody> </table>	Ø" d ₁ R	P TPI	d ₂ mm	l ₁ mm	⊕	ID	1/8	28	30.0	11.0	5	104226	1/4	19	38.0	14.0	5	104225	3/8	19	45.0	14.0	5	104230	1/2	14	45.0	18.0	6	104224	3/4	14	55.0	22.0	6	104229	1	11	65.0	25.0	7	104227				
Ø" d ₁ R	P TPI	d ₂ mm	l ₁ mm	⊕	ID																																									
1/8	28	30.0	11.0	5	104226																																									
1/4	19	38.0	14.0	5	104225																																									
3/8	19	45.0	14.0	5	104230																																									
1/2	14	45.0	18.0	6	104224																																									
3/4	14	55.0	22.0	6	104229																																									
1	11	65.0	25.0	7	104227																																									

Valeurs indicatives pour diamètres de tournage

Valori teorici per diametri di tornitura

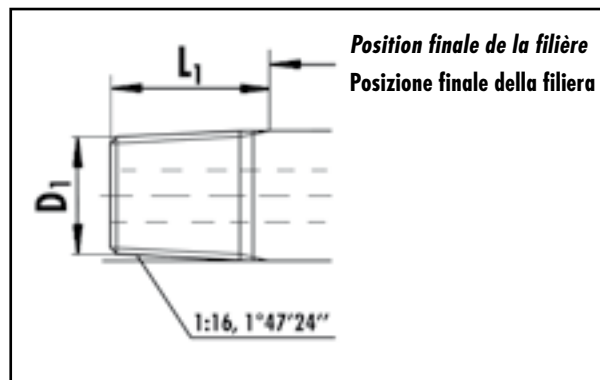


Ø" R	D ₁ mini mm	D ₁ maxi mm	D ₁ (guide line) mm	L ₁ (guide line) mm
1/8	9.422	9.534	9.48	8.2
1/4	12.700	12.863	12.78	12.1
3/8	16.181	16.343	16.26	12.5
1/2	20.330	20.555	20.44	16.4
3/4	25.735	25.960	25.85	17.7
1	32.455	32.743	32.60	20.9

N5120			N5120	N5120																		
N5120			NPT	NPTF																		
																						
																						
$\varnothing'' d_1$ NPT, NPTF	P TPI	d_2 mm	l_1 mm	\oplus																		
1/16	27	25.0	9.0	4																		
1/8	27	30.0	11.0	5																		
1/4	18	38.0	14.0	5																		
3/8	18	45.0	14.0	5																		
1/2	14	45.0	18.0	6																		
3/4	14	55.0	22.0	6																		
1	11.5	65.0	25.0	7																		
1 1/4	11.5	75.0	26.0	8																		
<table border="1"> <thead> <tr> <th>ID</th> <th>ID</th> </tr> </thead> <tbody> <tr> <td>104194</td> <td></td> </tr> <tr> <td>104197</td> <td>* 104207</td> </tr> <tr> <td>104196</td> <td></td> </tr> <tr> <td>104201</td> <td></td> </tr> <tr> <td>104195</td> <td>* 104205</td> </tr> <tr> <td>104200</td> <td></td> </tr> <tr> <td>104198</td> <td>* 104208</td> </tr> <tr> <td>104193</td> <td></td> </tr> </tbody> </table>					ID	ID	104194		104197	* 104207	104196		104201		104195	* 104205	104200		104198	* 104208	104193	
ID	ID																					
104194																						
104197	* 104207																					
104196																						
104201																						
104195	* 104205																					
104200																						
104198	* 104208																					
104193																						

Valeurs indicatives pour diamètres de tournage

Valori teorici per diametri di tornitura



\varnothing'' NPT	D_1 mini mm	D_1 maxi mm	D_1 (guide line) mm	L_1 (guide line) mm	\varnothing'' NPTF	D_1 mini mm	D_1 maxi mm	D_1 (guide line) mm	L_1 (guide line) mm
1/16	7.521	7.643	7.58	8.4	1/16	7.525	7.617	7.57	8.4
1/8	9.866	9.988	9.93	8.5	1/8	9.870	9.962	9.92	8.5
1/4	13.099	13.255	13.18	12.7	1/4	13.129	13.215	13.17	12.7
3/8	16.518	16.674	16.60	12.9	3/8	16.548	16.634	16.59	12.9
1/2	20.551	20.713	20.63	16.8	1/2	20.617	20.703	20.66	16.8
3/4	25.866	26.028	25.95	17.1	3/4	25.932	26.018	25.98	17.1
1	32.419	32.591	32.51	21.3	1	32.475	32.561	32.52	21.3
1 1/4	41.144	41.316	41.23	21.9					

N5120		N5120		N5120		N5120	








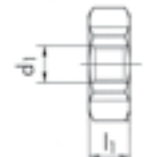



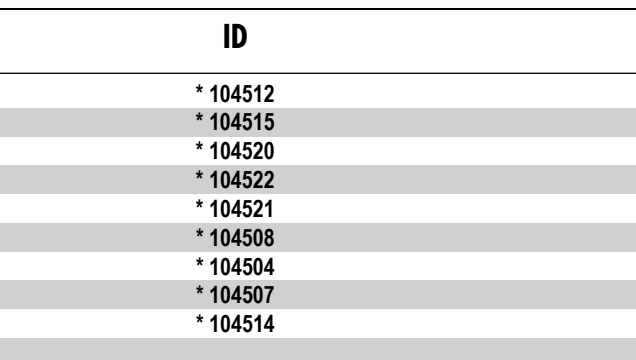
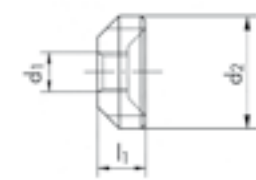




N5120		N5120 LH		N5120		N5120 LH	

N5310						N5310			
$\varnothing d_1$ M	P mm	s mm	l ₁ mm			ID			
3	0.50	18.0	5.0	3	2.92	104464			
3.5	0.60	18.0	5.0	3	3.41	* 104465			
4	0.70	18.0	5.0	3	3.91	104478			
4.5	0.75	18.0	7.0	3	4.41	* 104479			
5	0.80	18.0	7.0	4	4.90	104487			
6	1.00	18.0	7.0	4	5.88	104493			
7	1.00	21.0	9.0	4	6.88	* 104497			
8	1.25	21.0	9.0	4	7.87	104502			
9	1.25	21.0	9.0	5	8.87	* 104503			
10	1.50	27.0	11.0	4	9.85	104438			
12	1.75	36.0	14.0	4	11.83	104443			
14	2.00	36.0	14.0	4	13.82	104445			
16	2.00	41.0	18.0	4	15.82	104447			
18	2.50	41.0	18.0	5	17.79	104450			
20	2.50	41.0	18.0	5	19.79	104453			
22	2.50	50.0	22.0	5	21.79	104456			
24	3.00	50.0	22.0	5	23.76	104459			
27	3.00	60.0	25.0	5	26.76	* 104463			
30	3.50	60.0	25.0	5	29.73	104468			
52	5.00	85.0	36.0	8	51.66	* 104489			
$\varnothing d_1$ MF	P mm	s mm	l ₁ mm			ID			
6	0.75	18.0	7.0	4	5.90	* 104492			
8	0.75	21.0	9.0	4	7.90	* 104500			
8	1.00	21.0	9.0	4	7.88	* 104501			
12	1.00	36.0	10.0	4	11.88	* 104440			
20	1.50	41.0	14.0	6	19.85	* 104451			
27	1.50	60.0	18.0	6	26.85	* 104461			
27	2.00	60.0	18.0	6	26.82	* 104462			
30	2.00	60.0	18.0	6	29.82	* 104467			
33	1.50	60.0	18.0	7	32.85	* 104469			
33	2.00	60.0	18.0	7	32.82	* 104470			
38	1.50	70.0	20.0	8	37.85	* 104475			
39	1.50	70.0	20.0	8	38.85	* 104476			
40	1.50	70.0	20.0	8	39.85	* 104480			
64	2.00	115.0	22.0	8	63.82	* 104495			

N5220							N5220	
$\varnothing d_1$ MF	P mm	d_2 mm	l_1 mm		TK mm		ID	
3	0.35	16.0	3.0	4	12.2	2.94	104373	
4	0.35	16.0	3.5	4	12.2	3.94	* 104377	
4	0.50	16.0	4.0	4	12.2	3.93	104378	
5	0.50	20.0	5.0	4	15.0	4.93	104382	
6	0.50	20.0	5.0	4	15.0	5.93	104385	
6	0.75	20.0	7.0	4	15.0	5.90	104386	
7	0.50	25.0	7.0	4	19.0	6.93	* 104389	
7	0.75	25.0	7.0	4	19.0	6.90	* 104390	
8	0.75	25.0	7.0	4	19.0	7.90	* 104394	
8	1.00	25.0	7.0	4	19.0	7.88	* 104395	
10	0.75	30.0	7.0	6	23.0	9.90	* 104350	
10	1.00	30.0	7.0	6	23.0	9.88	* 104351	
10	1.25	25.0	9.0	6	19.0	9.86	* 104352	
12	1.00	30.0	7.0	6	23.0	11.88	* 104355	
12	1.50	30.0	11.0	6	23.0	11.85	* 104356	
14	1.00	35.0	10.0	6	27.5	13.88	* 104359	
14	1.50	35.0	10.0	6	27.5	13.85	* 104360	



N5310						N5310			
$\varnothing d_1$ M	P mm	s mm	l ₁ mm			ID			
3	0.50	18.0	5.0	3	2.92	104464			
3.5	0.60	18.0	5.0	3	3.41	* 104465			
4	0.70	18.0	5.0	3	3.91	104478			
4.5	0.75	18.0	7.0	3	4.41	* 104479			
5	0.80	18.0	7.0	4	4.90	104487			
6	1.00	18.0	7.0	4	5.88	104493			
7	1.00	21.0	9.0	4	6.88	* 104497			
8	1.25	21.0	9.0	4	7.87	104502			
9	1.25	21.0	9.0	5	8.87	* 104503			
10	1.50	27.0	11.0	4	9.85	104438			
12	1.75	36.0	14.0	4	11.83	104443			
14	2.00	36.0	14.0	4	13.82	104445			
16	2.00	41.0	18.0	4	15.82	104447			
18	2.50	41.0	18.0	5	17.79	104450			
20	2.50	41.0	18.0	5	19.79	104453			
22	2.50	50.0	22.0	5	21.79	104456			
24	3.00	50.0	22.0	5	23.76	104459			
27	3.00	60.0	25.0	5	26.76	* 104463			
30	3.50	60.0	25.0	5	29.73	104468			
52	5.00	85.0	36.0	8	51.66	* 104489			
$\varnothing d_1$ MF	P mm	s mm	l ₁ mm			ID			
6	0.75	18.0	7.0	4	5.90	* 104492			
8	0.75	21.0	9.0	4	7.90	* 104500			
8	1.00	21.0	9.0	4	7.88	* 104501			
12	1.00	36.0	10.0	4	11.88	* 104440			
20	1.50	41.0	14.0	6	19.85	* 104451			
27	1.50	60.0	18.0	6	26.85	* 104461			
27	2.00	60.0	18.0	6	26.82	* 104462			
30	2.00	60.0	18.0	6	29.82	* 104467			
33	1.50	60.0	18.0	7	32.85	* 104469			
33	2.00	60.0	18.0	7	32.82	* 104470			
38	1.50	70.0	20.0	8	37.85	* 104475			
39	1.50	70.0	20.0	8	38.85	* 104476			
40	1.50	70.0	20.0	8	39.85	* 104480			
64	2.00	115.0	22.0	8	63.82	* 104495			

N5310						N5310	N5310	N5420																																																																																
																																																																																								
																																																																																								
 																																																																																								
  																																																																																								
<table border="1"> <thead> <tr> <th>$\varnothing'' d_1$</th> <th>P</th> <th>s</th> <th>l_1</th> <th>\oplus</th> <th>$\rightarrow \leftarrow$</th> <th>ID</th> </tr> <tr> <th>G</th> <th>TPI</th> <th>mm</th> <th>mm</th> <th></th> <th></th> <th></th> </tr> </thead> <tbody> <tr><td>1/4</td><td>19</td><td>36.0</td><td>10.0</td><td>5</td><td>13.03</td><td>104428</td></tr> <tr><td>3/8</td><td>19</td><td>41.0</td><td>14.0</td><td>5</td><td>16.54</td><td>104433</td></tr> <tr><td>1/2</td><td>14</td><td>41.0</td><td>14.0</td><td>6</td><td>20.81</td><td>104427</td></tr> <tr><td>5/8</td><td>14</td><td>50.0</td><td>16.0</td><td>6</td><td>22.77</td><td>* 104434</td></tr> <tr><td>3/4</td><td>14</td><td>50.0</td><td>16.0</td><td>6</td><td>26.30</td><td>104432</td></tr> <tr><td>7/8</td><td>14</td><td>60.0</td><td>18.0</td><td>6</td><td>30.06</td><td>* 104435</td></tr> <tr><td>1</td><td>11</td><td>60.0</td><td>18.0</td><td>7</td><td>33.07</td><td>104430</td></tr> <tr><td>1 3/8</td><td>11</td><td>85.0</td><td>22.0</td><td>7</td><td>44.14</td><td>* 104426</td></tr> <tr><td>1 3/4</td><td>11</td><td>100.0</td><td>22.0</td><td>8</td><td>53.57</td><td>* 104425</td></tr> </tbody> </table>						$\varnothing'' d_1$	P	s	l_1	\oplus	$\rightarrow \leftarrow$	ID	G	TPI	mm	mm				1/4	19	36.0	10.0	5	13.03	104428	3/8	19	41.0	14.0	5	16.54	104433	1/2	14	41.0	14.0	6	20.81	104427	5/8	14	50.0	16.0	6	22.77	* 104434	3/4	14	50.0	16.0	6	26.30	104432	7/8	14	60.0	18.0	6	30.06	* 104435	1	11	60.0	18.0	7	33.07	104430	1 3/8	11	85.0	22.0	7	44.14	* 104426	1 3/4	11	100.0	22.0	8	53.57	* 104425	<table border="1"> <thead> <tr> <th>A</th> <th>MC</th> <th>6g</th> </tr> </thead> </table>		A	MC	6g	
$\varnothing'' d_1$	P	s	l_1	\oplus	$\rightarrow \leftarrow$	ID																																																																																		
G	TPI	mm	mm																																																																																					
1/4	19	36.0	10.0	5	13.03	104428																																																																																		
3/8	19	41.0	14.0	5	16.54	104433																																																																																		
1/2	14	41.0	14.0	6	20.81	104427																																																																																		
5/8	14	50.0	16.0	6	22.77	* 104434																																																																																		
3/4	14	50.0	16.0	6	26.30	104432																																																																																		
7/8	14	60.0	18.0	6	30.06	* 104435																																																																																		
1	11	60.0	18.0	7	33.07	104430																																																																																		
1 3/8	11	85.0	22.0	7	44.14	* 104426																																																																																		
1 3/4	11	100.0	22.0	8	53.57	* 104425																																																																																		
A	MC	6g																																																																																						
<table border="1"> <thead> <tr> <th>$\varnothing'' d_1$</th> <th>P</th> <th>s</th> <th>l_1</th> <th>\oplus</th> <th>$\rightarrow \leftarrow$</th> <th>ID</th> </tr> <tr> <th>W</th> <th>TPI</th> <th>mm</th> <th>mm</th> <th></th> <th></th> <th></th> </tr> </thead> <tbody> <tr><td>1/8</td><td>40</td><td>18.0</td><td>5.0</td><td>3</td><td>3.09</td><td>* 104512</td></tr> <tr><td>3/16</td><td>24</td><td>18.0</td><td>7.0</td><td>3</td><td>4.66</td><td>* 104515</td></tr> <tr><td>7/16</td><td>14</td><td>27.0</td><td>11.0</td><td>5</td><td>10.98</td><td>* 104520</td></tr> <tr><td>9/16</td><td>12</td><td>36.0</td><td>14.0</td><td>4</td><td>14.14</td><td>* 104522</td></tr> <tr><td>7/8</td><td>9</td><td>50.0</td><td>22.0</td><td>5</td><td>22.10</td><td>* 104521</td></tr> <tr><td>1 3/8</td><td>6</td><td>60.0</td><td>25.0</td><td>6</td><td>34.77</td><td>* 104508</td></tr> <tr><td>1 1/2</td><td>6</td><td>70.0</td><td>30.0</td><td>6</td><td>37.95</td><td>* 104504</td></tr> <tr><td>1 3/4</td><td>5</td><td>85.0</td><td>36.0</td><td>6</td><td>44.28</td><td>* 104507</td></tr> <tr><td>2</td><td>4.5</td><td>85.0</td><td>36.0</td><td>7</td><td>50.63</td><td>* 104514</td></tr> </tbody> </table>						$\varnothing'' d_1$	P	s	l_1	\oplus	$\rightarrow \leftarrow$	ID	W	TPI	mm	mm				1/8	40	18.0	5.0	3	3.09	* 104512	3/16	24	18.0	7.0	3	4.66	* 104515	7/16	14	27.0	11.0	5	10.98	* 104520	9/16	12	36.0	14.0	4	14.14	* 104522	7/8	9	50.0	22.0	5	22.10	* 104521	1 3/8	6	60.0	25.0	6	34.77	* 104508	1 1/2	6	70.0	30.0	6	37.95	* 104504	1 3/4	5	85.0	36.0	6	44.28	* 104507	2	4.5	85.0	36.0	7	50.63	* 104514						
$\varnothing'' d_1$	P	s	l_1	\oplus	$\rightarrow \leftarrow$	ID																																																																																		
W	TPI	mm	mm																																																																																					
1/8	40	18.0	5.0	3	3.09	* 104512																																																																																		
3/16	24	18.0	7.0	3	4.66	* 104515																																																																																		
7/16	14	27.0	11.0	5	10.98	* 104520																																																																																		
9/16	12	36.0	14.0	4	14.14	* 104522																																																																																		
7/8	9	50.0	22.0	5	22.10	* 104521																																																																																		
1 3/8	6	60.0	25.0	6	34.77	* 104508																																																																																		
1 1/2	6	70.0	30.0	6	37.95	* 104504																																																																																		
1 3/4	5	85.0	36.0	6	44.28	* 104507																																																																																		
2	4.5	85.0	36.0	7	50.63	* 104514																																																																																		
  																																																																																								
<table border="1"> <thead> <tr> <th>$\varnothing d_1$</th> <th>P</th> <th>d_2</th> <th>l_1</th> <th>\oplus</th> <th>$\rightarrow \leftarrow$</th> <th>ID</th> </tr> <tr> <th>M</th> <th>mm</th> <th>mm</th> <th>mm</th> <th></th> <th></th> <th></th> </tr> </thead> <tbody> <tr><td>2.5</td><td>0.45</td><td>16.0</td><td>8.0</td><td>4</td><td>2.43</td><td>* 104527</td></tr> <tr><td>3.5</td><td>0.60</td><td>16.0</td><td>9.5</td><td>4</td><td>3.41</td><td>* 104530</td></tr> <tr><td>4</td><td>0.70</td><td>16.0</td><td>9.5</td><td>4</td><td>3.90</td><td>* 104531</td></tr> <tr><td>8</td><td>1.25</td><td>25.0</td><td>14.0</td><td>5</td><td>7.86</td><td>* 104535</td></tr> </tbody> </table>						$\varnothing d_1$	P	d_2	l_1	\oplus	$\rightarrow \leftarrow$	ID	M	mm	mm	mm				2.5	0.45	16.0	8.0	4	2.43	* 104527	3.5	0.60	16.0	9.5	4	3.41	* 104530	4	0.70	16.0	9.5	4	3.90	* 104531	8	1.25	25.0	14.0	5	7.86	* 104535																																									
$\varnothing d_1$	P	d_2	l_1	\oplus	$\rightarrow \leftarrow$	ID																																																																																		
M	mm	mm	mm																																																																																					
2.5	0.45	16.0	8.0	4	2.43	* 104527																																																																																		
3.5	0.60	16.0	9.5	4	3.41	* 104530																																																																																		
4	0.70	16.0	9.5	4	3.90	* 104531																																																																																		
8	1.25	25.0	14.0	5	7.86	* 104535																																																																																		

Répertoire - Tampons de filetage, jauges bagues de filetage
Rubrica - Calibri a tampone e ad anello filettati

Caractéristiques Caratteristiche								
								
		D5701-1	D5701-2	D5703		D5720	D5722	D5725
M 6H / 6g	ISO DIN 13	266	266	266				
M 6G / 6e	ISO DIN 13			266				
M 6H / 6g LH	ISO DIN 13			266				
MF 6H / 6g	ISO DIN 13	268-269	269	268-269				
MF 6G / 6e	ISO DIN 13			268				
MF 6H / 6g LH	ISO DIN 13			268				
UNC	ANSI B1.1	272		272				
UNF	ANSI B1.1	273		273				
UNEF	ANSI B1.1			273				
NPT	ANSI B1.20.1					275		
NPTF	ANSI B1.20.3					275		
G (BSP)	DIN ISO 228	274	274	274				
PG	DIN 40430							274
EG M	ISO DIN 8140			276				
EG UNC	NASM 33537			276				
EG UNF	NASM 33537			276				

D5704	D5714	D5721	D5723
267	267		
267	267		
267			
270-271	270-271		
270			
272	272		
273	273		
273	273		
		275	
		275	
274	274		
274			

Pictogrammes - Simboli



"Entre"

"Passa"



"N'entre pas"

"Non passa"



"Entre" et "N'entre pas"

"Passa" e "Non passa"



Tolérance 6H, "Entre"

Tolleranza 6H, "Passa"



Tolérance 6G, "Entre" et "N'entre pas"

Tolleranza 6G, "Passa" e "Non passa"



Tolérance 6g, "N'entre pas"










Tolleranza 6g, "Non passa"











Filetage à gauche







Filettatura sinistra









		D5701-1	D5701-2	D5703	D5703 LH	D5703	
D5701-1 M1 - M1.4 =  D5703 M1 - M1.4 = 							
					 		
$\varnothing d_1$ M	P mm	ID	ID	ID	ID	ID	
1	0.25			100242			
1.1	0.25			100243			
1.2	0.25			100244			
1.4	0.30			100245			
1.6	0.35			100246	* 110168		
1.7	0.35			100247			
1.8	0.35			100248	* 110169		
2	0.40			100278	105159	104982	
2.2	0.45			100280			
2.3	0.40			100281			
2.5	0.45			100283	105160	104979	
2.6	0.45	* 100064		100285			
3	0.50			100310	104964	104976	
3.5	0.60			100312		104977	
4	0.70			100333	104966	104978	
4.5	0.75	* 100114					
5	0.80			100348	104967	104980	
6	1.00			100363	104968	104981	
7	1.00			100369	* 110186		
8	1.25			100373	104969	104983	
9	1.25			100375			
10	1.50			100253	104970	104984	
11	1.50			* 100256			
12	1.75			100261	104971	104985	
14	2.00	* 100045		100266		104986	
16	2.00			100271	104973	104987	
18	2.50	* 100055		100276		* 104988	
20	2.50	* 100068		100289	104975	104989	
22	2.50	* 100072		100293	* 110178		
24	3.00	* 100076		100297	110179		
27	3.00			100305	* 110180		
30	3.50			100316			
33	3.50	* 100101		100322			
36	4.00	* 100107		100328			
39	4.00	* 100109		100330			
42	4.50	100119	142843				
45	4.50	100122	142844				
48	5.00	100125	142845				
52	5.00	100132	142846				
56	5.50	100137	142847				






		D5704	D5704 LH	D5704	D5714	D5714	
D5704 M1 - M1.4 =  D5714 M1 - M1.4 = 							
			 LH				
Ø d ₁ M	P mm	ID	ID	ID	ID	ID	
1	0.25	100480			110419		
1.2	0.25	100481			110420		
1.4	0.30	100482			110421		
1.6	0.35	100483			110422		
1.7	0.35	100484			111439		
1.8	0.35	100485			110423		
2	0.40	100515	105006	* 104997	100734	* 142833	
2.2	0.45	100517			100735		
2.3	0.40	100518			100736		
2.5	0.45	100520		* 104991	100737	* 142834	
2.6	0.45	100522			100738		
3	0.50	100547	105001	* 104990	100763	* 142835	
3.5	0.60	100549	110302	* 110301	100765	* 142836	
4	0.70	100570	105003	* 104992	100774	* 142837	
5	0.80	100585	105004	* 104993	100778	* 143406	
6	1.00	100600	105005	* 104994	100781	* 135556	
7	1.00	100605	* 126560	* 104995	100783	* 142840	
8	1.25	100611	105007	* 104996	100786	* 142841	
9	1.25	100610			100788		
10	1.50	100490	105008	* 104998	100711	* 142842	
11	1.50	* 100493			* 100713		
12	1.75	100498	105009		100718		
14	2.00	100503	105010		100723		
16	2.00	100508	105011	* 105000	100728		
18	2.50	100513	105012		100733		
20	2.50	100526	105013		100742		
22	2.50	100530	110298		100746		
24	3.00	100534			100750		
27	3.00	100542			100758		
30	3.50	100553			100769		
33	3.50	* 100559			* 100770		
36	4.00		* 110305				
39	4.00				* 110440		
42	4.50	* 100577					
45	4.50	* 100580			* 110448		
48	5.00				* 110451		
52	5.00	* 100590			* 110456		
56	5.50	* 100595			* 110461		





		D5701-1	D5703	D5703 LH	D5703		
							
				 			
$\varnothing d_1$ MF	P mm	ID	ID	ID	ID		
2.5	0.35		100282				
3	0.35		100309				
4	0.35		100331				
4	0.50		100332				
4.5	0.50		* 100334				
5	0.50		100347	105016	105045		
6	0.50	* 100140	100361	110184			
6	0.75		100362		105046		
7	0.50		100367				
7	0.75	* 100147	100368				
8	0.50	* 100149	100370				
8	0.75		100371	105018	105047		
8	1.00	* 100151	100372	105019	105048		
9	1.00		100374				
10	0.50		100249				
10	0.75		100250				
10	1.00		100251	105020	105049		
10	1.25	* 100031	100252				
11	0.75	* 100033					
11	1.00	* 100034	100255				
12	0.75	* 100036	100257				
12	1.00		100258	105021	105050		
12	1.25		100259				
12	1.50	* 100039	100260	105022			
14	1.00		100263	110171			
14	1.25		100264				
14	1.50	* 100044	100265	105023	105052		
15	1.00	* 100046	100267				
15	1.50		100268				
16	1.00		100269	110172			
16	1.50	* 100049	100270	105024	105053		
17	1.00		100272				
18	1.00		100273				
18	1.50	* 100053	100274	105025	105054		
18	2.00	* 100054	100275				
20	1.00	* 100065	100286				
20	1.50		100287	105026			
20	2.00	* 100067	100288		* 110176		
22	1.00		100290				
22	1.50		100291	110177			
22	2.00		100292				
24	1.00		100294				
24	1.50		100295				
24	2.00		100296				

		D5701-1	D5701-2	D5703			
							
							
$\varnothing d_1$ MF	P mm	ID	ID	ID			
25	1.00	* 100077		100298			
25	1.50			100299			
25	2.00			100300			
26	1.00			100301			
26	1.50	* 100081		100302			
27	1.50	* 100082		100303			
27	2.00	* 100083		100304			
28	1.00			100306			
28	1.50	* 100086		100307			
28	2.00	* 100087		100308			
30	1.00	* 100092		100313			
30	1.50			100314			
30	2.00			100315			
32	1.00			100317			
32	1.50	* 100097		100318			
32	2.00			100319			
33	1.50			100320			
33	2.00	* 100100		100321			
35	1.50	* 100102		100323			
36	1.50	* 100104		100325			
36	2.00			100326			
36	3.00			100327			
38	1.50	* 100108		100329			
40	1.50			100336			
40	2.00			100337			
42	1.50	100117	142848				
42	2.00	100118	142849				
45	1.50	100120	110127				
45	2.00	100121	142851				
48	1.50	100123	123180				
48	2.00	100124	142853				
50	1.50	100128	142854				
50	2.00	100129	142855				
52	1.50	100130	123428				
52	2.00	100131	142857				
55	1.50	100133	123468				
55	2.00	100134	142859				
56	1.50	100135	142860				
56	2.00	100136	142861				
58	1.50	100138	142862				
58	2.00	100139	142863				
60	1.50	100143	142864				
60	2.00	100144	142865				











		D5704	D5704 LH	D5714			
							
							
$\varnothing d_1$ MF	P mm	ID	ID	ID			
2.5	0.35	100519		110427			
3	0.35	100546		100762			
3.5	0.35	100548		100764			
4	0.35	100568		100772			
4	0.50	100569		100773			
4.5	0.50	100571		100775			
5	0.50	100584	105057	100777			
6	0.50	100598	110307	100779			
6	0.75	100599	105058	100780			
7	0.50	100603		110467			
7	0.75	100604		100782			
8	0.50	100606					
8	0.75	100607	* 105059	100784			
8	1.00	100608	105060	100785			
9	1.00	100609		100787			
10	0.50	100486		100707			
10	0.75	100487		100708			
10	1.00	100488	105061	100709			
10	1.25	100489		100710			
11	1.00	100492		100712			
12	0.75	100494		100714			
12	1.00	100495	105062	100715			
12	1.25	100496		100716			
12	1.50	100497	105063	100717			
13	1.00	100499		100719			
14	1.00	100500	110290	100720			
14	1.25	100501		100721			
14	1.50	100502	105064	100722			
15	1.00	100504		100724			
15	1.50	100505		100725			
16	1.00	100506	110292	100726			
16	1.50	100507	105065	100727			
17	1.00	100509		100729			
18	1.00	100510		100730			
18	1.50	100511	105066	100731			
20	1.00	100523	110295	100739			
20	1.50	100524	105067	100740			
20	2.00	100525		100741			
22	1.00	100527		100743			
22	1.50	100528		100744			
22	2.00	100529		100745			
24	1.00	100531		100747			
24	1.50	100532		100748			
24	2.00	100533					

		D5704	D5714				
							
							
Ø d ₁ MF	P mm	ID	ID				
25	1.00	100535					
25	1.50	100536					
26	1.00	100538	* 100754				
26	1.50	100539	* 100755				
27	1.50	100540	* 100756				
27	2.00	100541	* 100757				
28	1.00	100543					
28	1.50	100544	* 100760				
30	1.00	100550					
30	1.50	100551					
30	2.00	100552	* 100768				
32	1.00	100554					
32	1.50	100555					
32	2.00	100556	* 110431				
33	1.50	100557	* 110432				
33	2.00	100558	* 110433				
35	1.50	100560					
36	1.50	100562					
36	2.00	100563					
36	3.00	100564					
38	1.50	100566	* 110439				
40	1.50	100573	* 110441				
42	1.50	100575					
42	2.00	100576					
45	1.50	100578					
45	2.00	100579	* 110447				
48	1.50	100581	* 110449				
48	2.00	100582					
50	1.50	100586	* 110452				
50	2.00	100587	* 110453				
52	1.50		* 110454				
52	2.00	100589					
55	1.50	100591					
55	2.00	100592	* 110458				
56	1.50	100593	* 110459				
56	2.00	100594	* 110460				
58	1.50	100596					
58	2.00	100597	* 110463				
60	1.50	100601	* 110464				
60	2.00	105014					











UNC













ANSI B1.1
ANSI B1.2

		D5701-1	D5703	D5704	D5714		
							
							
Ø" d ₁ UNC	P TPI	ID	ID	ID	ID		
1	64		100408	110347	110473		
2	56	* 110076	100414	110353	110479		
3	48	* 110077	100416		* 110480		
4	40	* 110080	110224	110357	110483		
5	40		100420	* 110358	* 110484		
6	32	* 110084	100423	110361	110487		
8	32	* 110087	100426	110364	110490		
10	24	* 110074	100412	110351	110477		
12	24		100413				
1/4	20		100410	110349	110475		
5/16	18	* 110082	100421	110359	110485		
3/8	16	* 110079	100418	110356	110482		
7/16	14	* 110085	100424	110362	110488		
1/2	13	* 110071	100409	110348	110474		
9/16	12		100427	110365	* 110491		
5/8	11	* 110083	100422	110360			
3/4	10	* 110078	100417	110355	* 110481		
7/8	9		100425	110363	* 110489		
1	8	* 110073	100411	110350	* 110476		
1 1/8	7	* 110068	100405	* 110345	* 110471		
1 1/4	7	* 110067	100404	* 110344	* 110470		
1 3/8	6	* 110069	100407	* 110346	* 110472		
1 1/2	6	* 110066	100403	* 110343	* 110469		

UNF, UNEF ANSI B1.1 ANSI B1.2

		D5701-1	D5703	D5704	D5714		
							
							
\varnothing " d ₁ UNF	P TPI	ID	ID	ID	ID		
0	80		110246	* 110378	* 110503		
1	72	* 110105	110251	110383	110508		
2	64		110256	110389	110514		
3	56	* 110112	110257	110390	110515		
4	48		110260	110393	110518		
5	44	* 110116	* 110261				
6	40		110264	110397	110522		
8	36	* 110122	110267	* 110400			
10	32		110254	110387	110512		
12	28		110255	110388	110513		
1/4	28	* 110107	110006	110385	110510		
5/16	24	* 110117	110262	110395	110520		
3/8	24	* 110114	110259	110392	110517		
7/16	20	* 110120	110265	110398	111440		
1/2	20	* 110106	110252	110384	110509		
9/16	18		110268	110401			
5/8	18	* 110118	110263	110396			
3/4	16		110258	110391	* 110516		
7/8	14		110266	110399			
1	12		128646	110386			
1 1/8	12	* 110103	110249	110381	* 110506		
1 1/4	12	* 110102	110248	110380	* 110505		
1 3/8	12	* 110104	110250	* 110382	* 110507		
1 1/2	12		110247	110379			
\varnothing " d ₁ UNEF	P TPI	ID	ID	ID	ID		
12	32		110238	* 110370	* 110495		
1/4	32		110236	110368	110493		
5/16	32		110241	110373	110498		
3/8	32		110240	110372	110497		
7/16	28		110243	110375	110500		
1/2	28		110235	110367	110492		
9/16	24		110245	110377	110502		
5/8	24		110242	110374	110499		
3/4	20		110239	110371	110496		
7/8	20		110244		* 110501		
1	20		110253	110369	110494		





		D5701-1	D5701-2	D5703	D5704	D5714	D5725
							
							
\varnothing d ₁ G	P TPI	ID	ID	ID	ID	ID	
1/8	28	* 110044		110009	110277	110408	
1/4	19			110003	110276	110407	
3/8	19	* 110052		110162	110284	110415	
1/2	14			110001	110275	110406	
5/8	14			110164	110286	110417	
3/4	14			110161	110283	110414	
7/8	14	* 110054		110165	* 110287	* 110418	
1	11			110156	110278	110409	
1 1/8	11			110154		* 110404	
1 1/4	11	110041	119459		110272		
1 1/2	11	110040	119429		110271		
1 3/4	11	110043	142868		110274	* 110405	
2	11	110050	110126		110282		
2 1/4	11					* 110411	
2 1/2	11		* 110125				
2 3/4	11					* 110412	
3	11				* 110285	* 110416	
\varnothing d ₁ PG	P TPI	ID				ID	ID
7	20						110216
9	18						110217
11	18						110205
13.5	18						110209
16	18					* 110330	110210
21	16					* 110331	110211
29	16					* 110332	110212

NPT, NPTF



ANSI B1.20.1 / ANSI B1.20.3

ANSI B1.20.1 / ANSI B1.20.5

		D5720	D5721				
							
							
\varnothing " d ₁ NPT	P TPI	ID	ID				
1/16	27	110190	110313				
1/8	27	110193	110316				
1/4	18	110192	110315				
3/8	18	110197	110320				
1/2	14	110191	110314				
3/4	14	110196	110319				
1	11.5	110194	110317				
1 1/4	11.5	110189	110312				
1 1/2	11.5	110188	110311				
2	11.5	110195	110318				
\varnothing " d ₁ NPTF	P TPI	ID	ID				
1/8	27	110201	* 110324				
1/4	18	110200	* 110323				
3/8	18	110204	* 110327				
1/2	14	110199	* 110322				
3/4	14	110203	* 110326				
1	11.5	110202	* 110325				




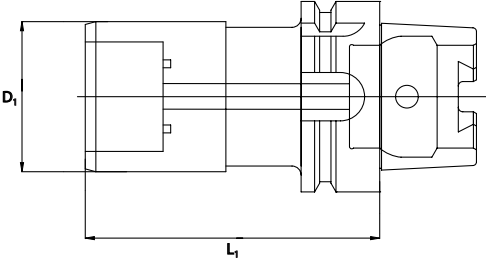





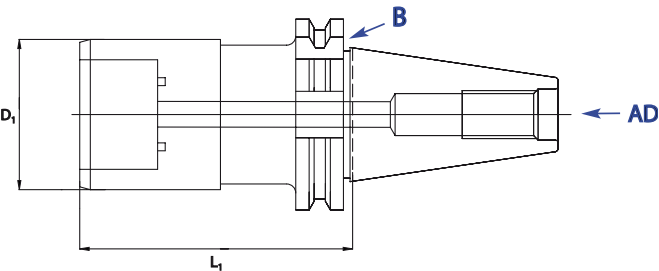




EG M ISO DIN 8140 ISO DIN 1502 EG UNC, EG UNF NASM 33537

		D5703	D5703	D5703			
							
							
$\varnothing d_1$ EG M	P mm	ID					
2.5	0.45	110132					
3	0.50	110133					
4	0.70	110134					
5	0.80	110135					
6	1.00	110136					
8	1.25	110137					
10	1.50	110128					
12	1.75	110129					
16	2.00	110131					
\varnothing " d ₁ EG UNC	P TPI	ID					
4	40	170252					
6	32	170253					
8	32	170254					
10	24	170255					
1/4	20	170256					
5/16	18	170257					
3/8	16	170258					
\varnothing " d ₁ EG UNF	P TPI	ID					
6	40	170259					
8	36	170260					
10	32	161020					
1/4	28	151790					
5/16	24	170261					
3/8	24	160134					



SYNCHRO



DIN 69 893 A					SRT-HSK63-312	SRT-HSK63-520	SRT-HSK63-1433																																
<h1>HSK</h1>																																							
																																							
  282																																							
<table border="1"> <thead> <tr> <th></th> <th>D_1 mm</th> <th>L_1 mm</th> <th></th> <th></th> </tr> </thead> <tbody> <tr> <td>M3 - M12</td> <td>36</td> <td>72.0</td> <td>HSK A 63</td> <td>S1</td> </tr> <tr> <td>M5 - M20</td> <td>53</td> <td>89.0</td> <td>HSK A 63</td> <td>S2</td> </tr> <tr> <td>M14 - M33</td> <td>78</td> <td>121.0</td> <td>HSK A 63</td> <td>S3</td> </tr> </tbody> </table>						D_1 mm	L_1 mm			M3 - M12	36	72.0	HSK A 63	S1	M5 - M20	53	89.0	HSK A 63	S2	M14 - M33	78	121.0	HSK A 63	S3	<table border="1"> <thead> <tr> <th>ID</th> <th>ID</th> <th>ID</th> </tr> </thead> <tbody> <tr> <td>170111</td> <td></td> <td></td> </tr> <tr> <td></td> <td>170112</td> <td></td> </tr> <tr> <td></td> <td></td> <td>170114</td> </tr> </tbody> </table>			ID	ID	ID	170111				170112				170114
	D_1 mm	L_1 mm																																					
M3 - M12	36	72.0	HSK A 63	S1																																			
M5 - M20	53	89.0	HSK A 63	S2																																			
M14 - M33	78	121.0	HSK A 63	S3																																			
ID	ID	ID																																					
170111																																							
	170112																																						
		170114																																					
MAS/BT Form AD + B					SRT-BT40-312 SRT-BT40-520 SRT-BT40-1433																																		
<h1>BT</h1>																																							
																																							
  282																																							
<table border="1"> <thead> <tr> <th></th> <th>D_1 mm</th> <th>L_1 mm</th> <th></th> <th></th> </tr> </thead> <tbody> <tr> <td>M3 - M12</td> <td>36</td> <td>71.0</td> <td>BT 40</td> <td>S1</td> </tr> <tr> <td>M5 - M20</td> <td>53</td> <td>85.0</td> <td>BT 40</td> <td>S2</td> </tr> <tr> <td>M14 - M33</td> <td>78</td> <td>121.0</td> <td>BT 40</td> <td>S3</td> </tr> </tbody> </table>						D_1 mm	L_1 mm			M3 - M12	36	71.0	BT 40	S1	M5 - M20	53	85.0	BT 40	S2	M14 - M33	78	121.0	BT 40	S3	<table border="1"> <thead> <tr> <th>ID</th> <th>ID</th> <th>ID</th> </tr> </thead> <tbody> <tr> <td>170133</td> <td></td> <td></td> </tr> <tr> <td></td> <td>170134</td> <td></td> </tr> <tr> <td></td> <td></td> <td>170135</td> </tr> </tbody> </table>			ID	ID	ID	170133				170134				170135
	D_1 mm	L_1 mm																																					
M3 - M12	36	71.0	BT 40	S1																																			
M5 - M20	53	85.0	BT 40	S2																																			
M14 - M33	78	121.0	BT 40	S3																																			
ID	ID	ID																																					
170133																																							
	170134																																						
		170135																																					

SRT Mandrins de taraudage avec amortisseur axial

Mandrini di maschiatura con ammortizzatore assiale



Uniquement pour taraudage synchrone
Nur für Synchrobearbeitung
Only for rigid tapping
Solo per maschiatura sincrona
Solo para roscado sincronizado

DIN 69 871 Form AD + B					SRT-SK40-312	SRT-SK40-520	SRT-SK40-1433
<h1>SK</h1>							
D₁ mm	L₁ mm			ID	ID	ID	
M3 - M12	36 65.0	SK 40	S1	170124			
M5 - M20	53 79.0	SK 40	S2		170125		
M14 - M33	78 115.0	SK 40	S3			170126	
DIN 69 871 Form AD + B					SRT-SK50-520	SRT-SK50-1433	SRT-SK50-2248
<h1>SK</h1>							
D₁ mm	L₁ mm			ID	ID	ID	
M5 - M20	53 79.0	SK 50	S2	170128			
M14 - M33	78 115.0	SK 50	S3		170129		
M22 - M48	96 170.0	SK 50	S4			170130	



SRT Mandrins de taraudage avec amortisseur axial

Mandrini di maschiatura con ammortizzatore assiale



Uniquement pour taraudage synchrone
Nur für Synchrobearbeitung
Only for rigid tapping
Solo per maschiatura sincrona
Solo para roscado sincronizado

DIN 1835 B	SRT-1D20-312	SRT-1D25-312	SRT-2D25-520																																				
SRT																																							
<div style="display: flex; justify-content: space-around;"> <div style="text-align: center;"><50 bar</div> <div style="text-align: center;"><50 bar</div> <div style="text-align: center;"><50 bar</div> </div>																																							
<div style="display: flex; justify-content: space-around;"> <div style="text-align: center;"> 282 </div> <div style="text-align: center;">ID</div> <div style="text-align: center;">ID</div> <div style="text-align: center;">ID</div> </div>																																							
<table border="1" style="width: 100%; border-collapse: collapse;"> <thead> <tr> <th></th> <th>D₁ mm</th> <th>D₂ mm</th> <th>L mm</th> <th>L₁ mm</th> <th></th> <th>SRT-1D20-312</th> <th>SRT-1D25-312</th> <th>SRT-2D25-520</th> </tr> </thead> <tbody> <tr> <td>M3 - M12</td> <td>36</td> <td>20</td> <td>51.0</td> <td>97</td> <td>S1</td> <td>170140</td> <td></td> <td></td> </tr> <tr> <td>M3 - M12</td> <td>36</td> <td>25</td> <td>57.0</td> <td>103</td> <td>S1</td> <td></td> <td>170020</td> <td></td> </tr> <tr> <td>M5 - M20</td> <td>53</td> <td>25</td> <td>57.0</td> <td>131</td> <td>S2</td> <td></td> <td></td> <td>170141</td> </tr> </tbody> </table>					D ₁ mm	D ₂ mm	L mm	L ₁ mm		SRT-1D20-312	SRT-1D25-312	SRT-2D25-520	M3 - M12	36	20	51.0	97	S1	170140			M3 - M12	36	25	57.0	103	S1		170020		M5 - M20	53	25	57.0	131	S2			170141
	D ₁ mm	D ₂ mm	L mm	L ₁ mm		SRT-1D20-312	SRT-1D25-312	SRT-2D25-520																															
M3 - M12	36	20	51.0	97	S1	170140																																	
M3 - M12	36	25	57.0	103	S1		170020																																
M5 - M20	53	25	57.0	131	S2			170141																															
DIN 1835 B	SRT-2D32-520	SRT-3D25-1433	SRT-3D32-1433																																				
SRT																																							
<div style="display: flex; justify-content: space-around;"> <div style="text-align: center;"><50 bar</div> <div style="text-align: center;"><50 bar</div> <div style="text-align: center;"><50 bar</div> </div>																																							
<div style="display: flex; justify-content: space-around;"> <div style="text-align: center;"> 282 </div> <div style="text-align: center;">ID</div> <div style="text-align: center;">ID</div> <div style="text-align: center;">ID</div> </div>																																							
<table border="1" style="width: 100%; border-collapse: collapse;"> <thead> <tr> <th></th> <th>D₁ mm</th> <th>D₂ mm</th> <th>L mm</th> <th>L₁ mm</th> <th></th> <th>SRT-2D32-520</th> <th>SRT-3D25-1433</th> <th>SRT-3D32-1433</th> </tr> </thead> <tbody> <tr> <td>M5 - M20</td> <td>53</td> <td>32</td> <td>61.5</td> <td>135.5</td> <td>S2</td> <td>170142</td> <td></td> <td></td> </tr> <tr> <td>M14 - M33</td> <td>78</td> <td>25</td> <td>57.0</td> <td>164.5</td> <td>S3</td> <td></td> <td>170143</td> <td></td> </tr> <tr> <td>M14 - M33</td> <td>78</td> <td>32</td> <td>61.5</td> <td>169.0</td> <td>S3</td> <td></td> <td></td> <td>170144</td> </tr> </tbody> </table>					D ₁ mm	D ₂ mm	L mm	L ₁ mm		SRT-2D32-520	SRT-3D25-1433	SRT-3D32-1433	M5 - M20	53	32	61.5	135.5	S2	170142			M14 - M33	78	25	57.0	164.5	S3		170143		M14 - M33	78	32	61.5	169.0	S3			170144
	D ₁ mm	D ₂ mm	L mm	L ₁ mm		SRT-2D32-520	SRT-3D25-1433	SRT-3D32-1433																															
M5 - M20	53	32	61.5	135.5	S2	170142																																	
M14 - M33	78	25	57.0	164.5	S3		170143																																
M14 - M33	78	32	61.5	169.0	S3			170144																															



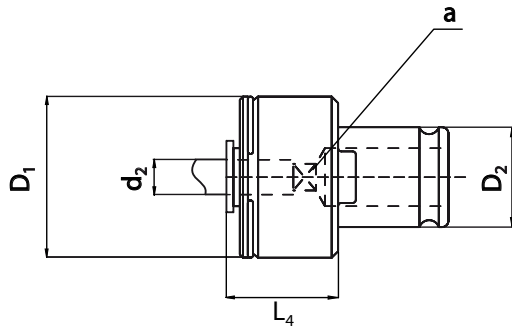


SRT					S1-	S2-	S3-	S4-
No	D ₁ mm	D ₂ mm	d ₂ mm	α mm	ID	ID	ID	ID
S1-0028	30	19.0	2.8	2.1	129915			
S1-0035	30	19.0	3.5	2.7	129916			
S1-0045	30	19.0	4.5	3.4	129918			
S1-0060	30	19.0	6.0	4.9	129920			
S1-0070	30	19.0	7.0	5.5	129921			
S1-0080	30	19.0	8.0	6.2	129922			
S1-0090	30	19.0	9.0	7.0	129923			
S1-0100	30	19.0	10.0	8.0	129924			
S1-0110	30	19.0	11.0	9.0	129925			
S2-0060	48	31.0	6.0	4.9		129927		
S2-0070	48	31.0	7.0	5.5		129928		
S2-0080	48	31.0	8.0	6.2		129929		
S2-0090	48	31.0	9.0	7.0		129930		
S2-0100	48	31.0	10.0	8.0		129931		
S2-0110	48	31.0	11.0	9.0		148303		
S2-0120	48	31.0	12.0	9.0		129932		
S2-0140	48	31.0	14.0	11.0		129933		
S2-0160	48	31.0	16.0	12.0		129934		
S2-0180	48	31.0	18.0	14.5		151355		
S3-0110	70	48.0	11.0	9.0			170145	
S3-0120	70	48.0	12.0	9.0			170146	
S3-0140	70	48.0	14.0	11.0			170147	
S3-0160	70	48.0	16.0	12.0			170148	
S3-0180	70	48.0	18.0	14.5			170149	
S3-0200	70	48.0	20.0	16.0			170150	
S3-0220	70	48.0	22.0	18.0			170151	
S3-0250	70	48.0	25.0	20.0			170152	
S4-0180	96	60.0	18.0	14.5				170153
S4-0200	96	60.0	20.0	16.0				170154
S4-0220	96	60.0	22.0	18.0				170155
S4-0250	96	60.0	25.0	20.0				170156
S4-0280	96	60.0	28.0	22.0				170157
S4-0320	96	60.0	32.0	24.0				170158
S4-0360	96	60.0	36.0	29.0				170159

Inserts avec accouplement de sécurité
Pinze a cambio rapido con frizione



CLASSIC



SC1-

SC2-

SC3-

SC4-



No	D_1 mm	D_2 mm	d_2 mm	a mm	L_4 mm	ID	ID	ID	ID
SC1-0028	32	19.0	2.8	2.1	25	170160			
SC1-0035	32	19.0	3.5	2.7	25	170161			
SC1-0045	32	19.0	4.5	3.4	25	170162			
SC1-0060	32	19.0	6.0	4.9	25	170163			
SC1-0070	32	19.0	7.0	5.5	25	170164			
SC1-0080	32	19.0	8.0	6.2	25	170165			
SC1-0090	32	19.0	9.0	7.0	25	170166			
SC1-0100	32	19.0	10.0	8.0	25	170167			
SC2-0060	50	31.0	6.0	4.9	34		170168		
SC2-0070	50	31.0	7.0	5.5	34		170169		
SC2-0080	50	31.0	8.0	6.2	34		170170		
SC2-0090	50	31.0	9.0	7.0	34		170171		
SC2-0100	50	31.0	10.0	8.0	34		170172		
SC2-0110	50	31.0	11.0	9.0	34		170173		
SC2-0120	50	31.0	12.0	9.0	34		170174		
SC2-0140	50	31.0	14.0	11.0	34		170175		
SC2-0160	50	31.0	16.0	12.0	34		170176		
SC2-0180	50	31.0	18.0	14.5	34		170177		
SC3-0110	72	48.0	11.0	9.0	45			170178	
SC3-0120	72	48.0	12.0	9.0	45			170179	
SC3-0140	72	48.0	14.0	11.0	45			170180	
SC3-0160	72	48.0	16.0	12.0	45			170181	
SC3-0180	72	48.0	18.0	14.5	45			170182	
SC3-0200	72	48.0	20.0	16.0	45			170183	
SC3-0220	72	48.0	22.0	18.0	45			170184	
SC3-0250	72	48.0	25.0	20.0	45			170185	
SC4-0180	96	60.0	18.0	14.5	68				170186
SC4-0200	96	60.0	20.0	16.0	68				170187
SC4-0220	96	60.0	22.0	18.0	68				170188
SC4-0250	96	60.0	25.0	20.0	68				170189
SC4-0280	96	60.0	28.0	22.0	68				170190
SC4-0320	96	60.0	32.0	24.0	68				170191
SC4-0360	96	60.0	36.0	29.0	68				170192









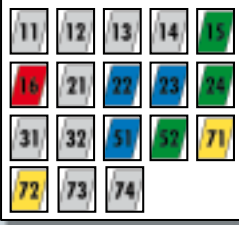
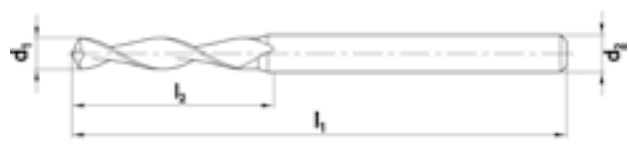

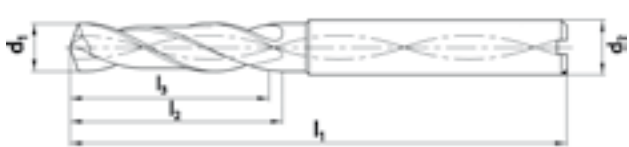







Forets hélicoïdaux en carbure monobloc
Punte elicoidali in metallo duro integrale

VHM
CAR

DC
DIN 6537 HAK




















HBK
HEK

sur demande
auf Anfrage
on request
su richiesta
sobre pedido


							F313VS	F285VS	F286VS	
<p>F313VS</p>  							  			
<p>F285VS F286VS</p>  										
										
										
$\varnothing d_1$ (h_7)	d_2 (h_6) mm	l_1 mm	l_2 mm				ID			
0.88	3.0	38.0	8.0	2	M 1		158515			
1.08	3.0	38.0	10.0	2	M 1.2		158516			
1.25	3.0	38.0	12.0	2	M 1.4		158517			
1.45	3.0	38.0	12.0	2	M 1.6		158518			
1.65	3.0	38.0	12.0	2	M 1.8		158519			
1.80	3.0	38.0	12.0	2	M 2		158520			
1.95	3.0	38.0	12.0	2	UNC 2-56		158521			
2.30	3.0	38.0	16.0	2	M 2.5		158522			
2.55	3.0	38.0	16.0	2	UNC 4-40		158523			
2.80	3.0	38.0	16.0	2	M 3		158524			
$\varnothing d_1$ (m_7)	d_2 (h_6) mm	l_1 mm	l_2 mm	l_3 mm			ID			
3.25	6.0	62.0	20.0	14.0	2	M 3.5	158527			
3.70	6.0	62.0	20.0	14.0	2	M 4	158528			
4.65	6.0	66.0	24.0	17.0	2	M 5	158532			
5.55	6.0	66.0	28.0	20.0	2	M 6	158534			
7.40	8.0	79.0	41.0	29.0	2	M 8	158540			
9.30	10.0	89.0	47.0	35.0	2	M 10	158544			
11.20	12.0	102.0	55.0	40.0	2	M 12	158546			
$\varnothing d_1$ (m_7)	d_2 (h_6) mm	l_1 mm	l_2 mm	l_3 mm			ID			
3.30	6.0	66.0	28.0	23.0	2	M 4	160989			
4.20	6.0	74.0	36.0	29.0	2	M 5	160990			
5.00	6.0	82.0	44.0	35.0	2	M 6	160991			
6.80	8.0	91.0	53.0	43.0	2	M 8	160992			
8.50	10.0	103.0	61.0	49.0	2	M 10	160993			
10.20	12.0	118.0	71.0	56.0	2	M 12	160994			

Assortiments d'outils de filetage

Assortimenti di maschi

Boxset		D5855	D5860	D5891	
D5855	  N1110-S M3, M4, M5, M6, M8, M10 N1210-S M12				
D5860	  N1110-S M3, M4, M5, M6, M8, M10 N1210-S M12   FO DIN 338 D2.5, 3.3, 4.2, 5.0, 6.8, FO DIN 338 8.5, 10.2				
D5891	  N310-3 M3, M4, M5, M6, M8, M10 N410-3 M12				
No D5855 / D5860 / D5891		ID	ID	ID	
M3 - M12		118728	118733	170922	
Boxset		D5892			
D5892	   N320V-4 M3, M4, M5, M6, M8, M10 				
No D5892					ID
M3 - M10					170921
Boxset		D5896			
D5896	   N360V-3 M3, M4, M5, M6, M8, M10 				
No D5896					ID
M3 - M10					167599

Porte-filières et tourne-à-gauche Porta-filiera e giramaschi

D5810- <i>Porte-filière pour filières rondes, selon normes DIN EN 22568, DIN EN 24230, DIN EN 24231, DIN EN 40434.</i> Porta-filiera per filiera tonda, DIN EN 22568, DIN EN 24230, DIN EN 24231, DIN EN 40434.									D5810-	D5820-
D5820- <i>Tourne-à-gauche réglable DIN 1814</i> Giramaschi regolabili DIN 1814										
DIN EN No D5810-	M Ø	MF Ø	UNC Ø	UNF Ø	UNEF UNS UN Ø	W Ø	G (BSP) Ø	NPT NPTF R (BSPT) Ø	ID	
1	16 x 5	1 - 2.6	2 - 2.6	No 1 - 4	No 1 - 4	1/16" - 3/32"			170712	
2	20 x 5	3 - 4	3 - 6	No 5	No 5 - 6	1/8"			170713	
3	20 x 7	4.5 - 6		No 6 - 1/4"	No 8 - 1/4"	No 12 - 1/4"	5/32" - 1/4"		170714	
4	25 x 9	7 - 9	7 - 9	5/16"	5/16"	5/16"	5/16"	1/16"	170715	
5	30 x 11	10 - 11	10 - 11	3/8" - 7/16"	3/8" - 7/16"	3/8" - 7/16"	3/8" - 7/16"	1/8"	170716	
6	38 x 10		12 - 15		1/2" - 9/16"	1/2" - 9/16"		1/4"	170717	
7	38 x 14	12 - 14		1/2" - 9/16"		1/2" - 9/16"		1/4"	170718	
8	45 x 14		16 - 20		5/8" - 3/4"	5/8" - 13/16"	3/8" - 1/2"	3/8"	170719	
9	45 x 18	16 - 20		5/8" - 3/4"		5/8" - 3/4"		1/2"	170720	
10	55 x 16		22 - 26		7/8" - 1"	7/8" - 1"	5/8" - 3/4"		170721	
11	55 x 22	22 - 24		7/8" - 1"		7/8" - 1"		3/4"	170722	
12	65 x 18		*27 - 36		1 1/8" - 1 3/8"	1 1/16" - 1 3/8"	7/8" - 1"		170723	
13	65 x 25	27 - 36		1 1/8" - 1 3/8"		1 1/8" - 1 3/8"		1"	170724	
14	75 x 20		38 - 42		1 1/2"	1 7/16" - 1 1/2"	1 1/8" - 1 1/4"		170725	
15	75 x 30	39 - 42		1 1/2"		1 1/2" - 1 5/8"			170726	
16	90 x 22		45 - 52			1 3/4" - 2"	1 3/8" - 1 3/4"		170727	
17	90 x 36	45 - 52		1 3/4" - 2"		1 3/4" - 2"			170728	
18	105 x 22		55 - 65				2" - 2 1/4"		170729	
* Utiliser le No 13 pour le pas de 3 mm. Per passo 3 mm utilizzare N.13.										
No D5820-	a mm								ID	
0	1.9 - 3.0								170730	
1	2.5 - 5.5								170731	
2	4.3 - 8.0								170732	
3	5.5 - 12.0								170733	
4	9.5 - 15.5								170734	
5	12.5 - 22.4								170735	

Rallonges pour tarauds

Prolunghe per maschi

D5830- Rallonge pour taraud, ~DIN 377. Prolunghe per maschi, ~DIN 377.		D5830-		D5840-									
D5840- Rallonge pour taraud. Prolunghe per maschi.													
No D5830-	a mm	L ₁ mm	D ₁ mm			ID							
1	2.10	60	6			110571							
2	2.24	70	6			110572							
3	2.40	70	6			110573							
4	2.50	80	7			110574							
5	2.80	90	7			110575							
6	3.00	90	7			110579							
7	3.15	95	7			110580							
8	3.40	95	8			110581							
9	3.55	100	8			118706							
10	3.80	100	9			118707							
11	4.00	105	10			118708							
12	4.30	105	10			118709							
13	4.50	105	10			118710							
14	4.90	110	10			118711							
15	5.00	110	11			118712							
16	5.50	115	12			118713							
17	5.60	110	12			118714							
18	6.20	120	14			118715							
19	6.30	120	14			118716							
20	7.00	125	15			118717							
21	7.10	120	15			118718							
22	7.50	120	15			118719							
23	8.00	125	17			118720							
24	9.00	130	19			118721							
25	10.00	140	21			110562							
26	11.00	150	23			110563							
27	11.20	145	23			110564							
28	12.00	155	25			110565							
29	12.50	160	25			110566							
30	14.00	165	28			110567							
31	14.50	175	29			110568							
32	16.00	180	30			110569							
33	18.00	200	33			110570							
34	20.00	220	36			110576							
35	22.00	220	40			110577							
36	22.40	240	40			110578							
No D5840-	a mm	L ₁ mm	d ₂ mm	d ₁ mm	D ₁ mm	ID							
10	2.70	130	6	3.5	7.5	169928							
11	3.40	130	6	4.5	8.5	169929							
1	4.90	130	6	6.0	12.0	142137							
2	5.50	130	7	7.0	13.0	142138							
3	6.20	130	8	8.0	13.0	142139							
4	7.00	130	9	9.0	17.0	142140							
5	8.00	130	10	10.0	17.0	142141							
6	9.00	130	11	11.0	17.0	142142							
7	9.00	130	12	12.0	20.0	142143							
8	11.00	130	14	14.0	20.0	142144							
9	12.00	130	16	16.0	25.0	142145							

TABELLE DE DURETÉ - TABELLA DI DUREZZA

HRC <i>Dureté Rockwell</i> Durezza Rockwell	HB <i>Dureté Brinell</i> Durezza Brinell	HV <i>Dureté Vickers</i> Durezza Vickers	N/mm² Mpa <i>Résistance à la traction</i> Resistenza a la trazione
25	253	266	854
26	254	273	873
27	265	279	897
28	272	286	914
29	274	294	944
30	287	302	970
31	295	310	995
32	302	318	1024
33	311	327	1052
34	320	336	1082
35	329	345	1111
36	337	355	1139
37	346	364	1168
38	354	373	1198
39	363	382	1227
40	373	392	1262
41	382	402	1296
42	392	412	1327
43	402	423	1362
44	413	434	1401
45	424	446	1442
46	436	459	1481
47	448	471	1524
48	460	484	1572
49	474	499	1625
50	488	513	1668
51	502	528	1733
52	518	545	1793
53	532	560	1845
54	548	578	1912
55	566	596	1979
56	585	615	2050
57	603	634	2121
58		654	
59		675	
60		698	

Table de conversion pour valeurs de dureté, selon DIN 50150
Tabella di conversione per il valore di durezza, sec. DIN 50150

POUCES-MM - POLLICI-MM

Ø" d ₁	Ø mm	TPI UN											W(BSW)	BSF	G (BSP) R _p	Ø mm			
		UNC	UNF	UNEF	4	6	8	12	16	20	28	32							
0 1/16"	1.52 1.59		80											48		28	7.72		
1 2 3/32"	1.85 2.18 2.38	64 56	72 64																
3 4 5 1/8"	2.51 2.84 3.17 3.17 3.50	48 40 40 32	56 48 44 40											40		28	9.72		
5/32" 8 3/16" 10 12	3.96 4.16 4.76 4.82 5.48	32 32 24 24	36 36 32 28											32 24	32				
7/32" 1/4" 9/32" 5/16" 3/8"	5.55 6.35 7.14 7.93 9.52	20 18 16	28 24 24	32 32										24 20 16	28 26 20	19 19	13.15 16.66		
7/16" 1/2" 9/16" 5/8" 11/16"	11.11 12.70 14.28 15.87 17.46	14 13 12 11	20 20 18 18	28 28 24 24					16 16 16 12 12					32 32 32 28 28	14 12 12 11 14	18 16 16 14	14 14	20.95 22.91	
3/4" 13/16" 7/8" 15/16" 1"	19.05 20.64 22.22 23.81 25.40	10 9 8	16 14 12	20 20 20 20				12 12 12						28 28 28 28	32 32 32	10 9 8	12 12 11	14 14 11	26.44 30.20 33.24
1 1/16" 1 1/8" 1 3/16" 1 1/4" 1 5/16"	26.99 28.57 30.16 31.75 33.34	7 7	12 12	18 18 18			8 8 8	12 12	16 16 16	20 20 20	28 28 28			7 7	9 9	11 11	37.89 41.91		
1 3/8" 1 7/16" 1 1/2" 1 9/16" 1 5/8"	34.92 36.51 38.10 39.69 41.28	6 6	12 12	18 18 18		6 6	8 8	12 12	16 16 16	20 20 20	28 28			6 6 5	8 8	11 11	44.32 47.80		
1 11/16" 1 3/4" 1 13/16" 1 7/8" 1 15/16"	42.86 44.45 46.04 47.63 49.21	5		18		6 6 6 6	8 8 8	12 12	16 16 16	20 20 20				5 4 1/2	7	11	53.74		
2" 2 1/8" 2 1/4" 2 3/8" 2 1/2"	50.80 53.97 57.15 60.32 63.50	4 1/2 4 1/2 4				6 6 6 6	8 8 8	12 12	16 16 16	20 20 20				4 1/2 4 4	7 6 6	11 11	59.61 65.71 75.18		
2 5/8" 2 3/4" 2 7/8" 3" 3 1/8"	66.67 69.85 73.02 76.20 79.37	4 4				4 4	6 6 6	8 8 8	12 12	16 16 16	20 20			3 1/2 3 1/2	6 5	11	81.53 87.88		
3 1/4" 3 3/8" 3 1/2" 3 5/8" 3 3/4"	82.55 85.72 88.90 92.07 95.25	4 4				4	6 6 6	8 8 8	12 12	16 16				3 1/4 3 1/4 3	5 4 1/2 4 1/2	11 11	93.98 100.33 106.68		
3 7/8" 4"	98.42 101.60	4				4	6 6	8 8	12 12	16 16				3	4 1/2	11	113.03		




TABELLE DE CONVERSION - TABELLA DI CONVERSIONE


	Vc m/min															
	1	2	3	4	5	6	8	10	12	15	20	25	30	40	50	60
	min ⁻¹															
1	318	637	955	1273	1592	1910	2546	3183	3820	4775	6366	7958	9549	12732	15915	19099
2	159	318	477	637	796	955	1273	1592	1910	2387	3183	3979	4775	6366	7958	9549
3	106	212	318	424	531	637	849	1061	1273	1592	2122	2653	3183	4244	5305	6366
4	80	159	239	318	398	477	637	796	955	1194	1592	1989	2387	3183	3979	4775
5	64	127	191	255	318	382	509	637	764	955	1273	1592	1910	2546	3183	3820
6	53	106	159	212	265	318	424	531	637	796	1061	1326	1592	2122	2653	3183
8	40	80	119	159	199	239	318	398	477	597	796	995	1194	1592	1989	2387
10	32	64	95	127	159	191	255	318	382	477	637	796	955	1273	1592	1910
12	27	53	80	106	133	159	212	265	318	398	531	663	796	1061	1326	1592
14	23	45	68	91	114	136	182	227	273	341	455	568	682	909	1137	1364
16	20	40	60	80	99	119	159	199	239	298	398	497	597	796	995	1194
18	18	35	53	71	88	106	141	177	212	265	354	442	531	707	884	1061
20	16	32	48	64	80	95	127	159	191	239	318	398	477	637	796	955
25	13	25	38	51	64	76	102	127	153	191	255	318	382	509	637	764
30	11	21	32	42	53	64	85	106	127	159	212	265	318	424	531	637
35	9	18	27	36	45	55	73	91	109	136	182	227	273	364	455	546
40	8	16	24	32	40	48	64	80	95	119	159	199	239	318	398	477
45	7	14	21	28	35	42	57	71	85	106	141	177	212	283	354	424
50	6	13	19	25	32	38	51	64	76	95	127	159	191	255	318	382

PERÇAGE D'AVANT-TROUS - PREFORI PER FILETTARE


M DIN 13, ISO 261, *5H / 6H

Ø	P	Ø Noyau - Nocciolo		
d ₁	mm	Ø mini	Ø maxi	Ø guide line
* 1	0.25	0.729	0.785	0.75
* 1.1	0.25	0.829	0.885	0.85
* 1.2	0.25	0.929	0.985	0.95
* 1.4	0.30	1.075	1.142	1.10
1.6	0.35	1.221	1.321	1.25
1.7	0.35	1.321	1.421	1.35
1.8	0.35	1.421	1.521	1.45
2	0.40	1.567	1.679	1.60
2.2	0.45	1.713	1.838	1.75
2.3	0.40	1.867	1.979	1.90
2.5	0.45	2.013	2.138	2.05
2.6	0.45	2.113	2.238	2.15
3	0.50	2.459	2.599	2.50
3.5	0.60	2.850	3.010	2.90
4	0.70	3.242	3.422	3.30
4.5	0.75	3.688	3.878	3.75
5	0.80	4.134	4.334	4.20
6	1.00	4.917	5.153	5.00
7	1.00	5.917	6.153	6.00
8	1.25	6.647	6.912	6.80
9	1.25	7.647	7.912	7.80
10	1.50	8.376	8.676	8.50
11	1.50	9.376	9.676	9.50
12	1.75	10.106	10.441	10.20
14	2.00	11.835	12.210	12.00
16	2.00	13.835	14.210	14.00
18	2.50	15.294	15.744	15.50
20	2.50	17.294	17.744	17.50
22	2.50	19.294	19.744	19.50
24	3.00	20.752	21.252	21.00
27	3.00	23.752	24.252	24.00
30	3.50	26.211	26.771	26.50
33	3.50	29.211	29.771	29.50
36	4.00	31.670	32.270	32.00
39	4.00	34.670	35.270	35.00
42	4.50	37.129	37.799	37.50
45	4.50	40.129	40.799	40.50
48	5.00	42.587	43.297	43.00
52	5.00	46.587	47.297	47.00
56	5.50	50.046	50.796	50.50

MF DIN 13, ISO 261, 6H

Ø	P	Ø Noyau - Nocciolo		
d ₁	mm	Ø mini	Ø maxi	Ø guide line
8	1.00	6.917	7.153	7.00
9	0.75	8.188	8.378	8.25
9	1.00	7.917	8.153	8.00
10	0.75	9.188	9.378	9.25
10	1.00	8.917	9.153	9.00
10	1.25	8.647	8.912	8.80
11	0.75	10.188	10.378	10.25
11	1.00	9.917	10.153	10.00
12	1.00	10.917	11.153	11.00
12	1.25	10.647	10.912	10.80
12	1.50	10.376	10.676	10.50
14	1.00	12.917	13.153	13.00
14	1.25	12.647	12.912	12.80
14	1.50	12.376	12.676	12.50
15	1.00	13.917	14.153	14.00
15	1.50	13.376	13.676	13.50
16	1.00	14.917	15.153	15.00
16	1.50	14.376	14.676	14.50
17	1.00	15.917	16.153	16.00
17	1.50	15.376	15.676	15.50
18	1.00	16.917	17.153	17.00
18	1.50	16.376	16.676	16.50
18	2.00	15.835	16.210	16.00
20	1.00	18.917	19.153	19.00
20	1.50	18.376	18.676	18.50
20	2.00	17.835	18.210	18.00
22	1.00	20.917	21.153	21.00
22	1.50	20.376	20.676	20.50
22	2.00	19.835	20.210	20.00
24	1.00	22.917	23.153	23.00
24	1.50	22.376	22.676	22.50
24	2.00	21.835	22.210	22.00
25	1.00	23.917	24.153	24.00
25	1.50	23.376	23.676	23.50
25	2.00	22.835	23.210	23.00
27	1.50	25.376	25.676	25.50
27	2.00	24.835	25.210	25.00
28	1.00	26.917	27.153	27.00
28	1.50	26.376	26.676	26.50
28	2.00	25.835	26.210	26.00
30	1.00	28.917	29.153	29.00
30	1.50	28.376	28.676	28.50
30	2.00	27.835	28.210	28.00
32	1.50	30.376	30.676	30.50
32	2.00	29.835	30.210	30.00
33	1.50	31.376	31.676	31.50
33	2.00	30.835	31.210	31.00
35	1.50	33.376	33.676	33.50
36	1.50	34.376	34.676	34.50
36	2.00	33.835	34.210	34.00
36	3.00	32.752	33.252	33.00
39	1.50	37.376	37.676	37.50
39	2.00	36.835	37.210	37.00
39	3.00	35.752	36.252	36.00
40	1.50	38.376	38.676	38.50

MF DIN 13, ISO 261, 6H

Ø	P	Ø Noyau - Nocciolo		
d ₁	mm	Ø mini	Ø maxi	Ø guide line
2.5	0.35	2.121	2.221	2.15
3	0.35	2.621	2.721	2.65
3.5	0.35	3.121	3.221	3.15
4	0.50	3.459	3.599	3.50
4.5	0.50	3.959	4.099	4.00
5	0.50	4.459	4.599	4.50
5.5	0.50	4.959	5.099	5.00
6	0.75	5.188	5.378	5.25
7	0.75	6.188	6.378	6.25
8	0.75	7.188	7.378	7.25



PERÇAGE D'AVANT-TROUS - PREFORI PER FILETTARE

MF DIN 13, ISO 261, 6H

Ø	P	Ø Noyau - Nocciolo		Ø guide line
		Ø mini	Ø maxi	
d ₁	mm	Ø mini	Ø maxi	Ø guide line
40	2.00	37.835	38.210	38.00
40	3.00	36.752	37.252	37.00
42	1.50	40.376	40.676	40.50
42	2.00	39.835	40.210	40.00
42	3.00	38.752	39.252	39.00
45	1.50	43.376	43.676	43.50
45	2.00	42.835	43.210	43.00
45	3.00	41.752	42.252	42.00
48	1.50	46.376	46.676	46.50
48	2.00	45.835	46.210	46.00
48	3.00	44.752	45.252	45.00
50	1.50	48.376	48.676	48.50
50	2.00	47.835	48.210	48.00
50	3.00	46.752	47.252	47.00
52	1.50	50.376	50.676	50.50
52	2.00	49.835	50.210	50.00
52	3.00	48.752	49.252	49.00
55	2.00	52.835	53.210	53.00
60	2.00	57.835	58.210	58.00

MF EN 60423:1994, 7H

Ø	P	Ø Noyau - Nocciolo		Ø guide line
		Ø mini	Ø maxi	
d ₁	mm	Ø mini	Ø maxi	Ø guide line
8	1.00	6.917	7.217	7.00
10	1.00	8.917	9.217	9.00
12	1.50	10.376	10.751	10.50
16	1.50	14.376	14.751	14.50
20	1.50	18.376	18.751	18.50
25	1.50	23.376	23.751	23.50
32	1.50	30.376	30.751	30.50
40	1.50	38.376	38.751	38.50
63	1.50	61.376	61.751	61.50

UNC ANSI B1.1, 2B

Ø"	P	P	Ø Noyau - Nocciolo		Ø guide line
			Ø mini	Ø maxi	
d ₁	TPI	mm	Ø mini	Ø maxi	Ø guide line
1	64	0.397	1.425	1.582	1.45
2	56	0.454	1.695	1.871	1.75
3	48	0.529	1.941	2.146	2.00
4	40	0.635	2.157	2.385	2.25
5	40	0.635	2.487	2.697	2.55
6	32	0.794	2.642	2.895	2.75
8	32	0.794	3.302	3.530	3.40
10	24	1.058	3.683	3.962	3.80
12	24	1.058	4.344	4.597	4.40
1/4"	20	1.270	4.979	5.257	5.10
5/16"	18	1.411	6.401	6.731	6.50

UNC ANSI B1.1, 2B

Ø"	P	P	Ø Noyau - Nocciolo		Ø guide line
			Ø mini	Ø maxi	
d ₁	TPI	mm	Ø mini	Ø maxi	Ø guide line
3/8"	16	1.588	7.798	8.153	8.00
7/16"	14	1.814	9.144	9.550	9.30
1/2"	13	1.954	10.592	11.023	10.80
9/16"	12	2.117	11.989	12.446	12.20
5/8"	11	2.309	13.386	13.868	13.60
3/4"	10	2.540	16.307	16.840	16.60
7/8"	9	2.822	19.177	19.761	19.50
1"	8	3.175	21.971	22.606	22.30
1 1/8"	7	3.629	24.638	25.349	25.00
1 1/4"	7	3.629	27.813	28.524	28.20
1 3/8"	6	4.233	30.353	31.115	30.80
1 1/2"	6	4.233	33.528	34.290	34.00
1 3/4"	5	5.080	38.964	39.827	39.50
2"	4.5	5.644	44.679	45.593	45.30

UNJC ISO 3161:1999, 3B

Ø"	P	P	Ø Noyau - Nocciolo		Ø guide line
			Ø mini	Ø maxi	
d ₁	TPI	mm	Ø mini	Ø maxi	Ø guide line
4	40	0.635	2.228	2.393	2.30
5	40	0.635	2.558	2.723	2.60
6	32	0.794	2.733	2.939	2.80
8	32	0.794	3.393	3.599	3.45
10	24	1.058	3.795	4.064	3.90
12	24	1.058	4.455	4.704	4.55
1/4"	20	1.270	5.113	5.387	5.20
5/16"	18	1.411	6.563	6.833	6.70
3/8"	16	1.588	7.978	8.255	8.10
7/16"	14	1.814	9.347	9.639	9.40
1/2"	13	1.954	10.798	11.095	10.90
9/16"	12	2.117	12.228	12.482	12.40
5/8"	11	2.309	13.627	13.904	13.80
3/4"	10	2.540	16.576	16.881	16.70

PERÇAGE D'AVANT-TROUS - PREFORI PER FILETTARE

UNF ANSI B1.1, 2B

Ø"	P	P	Ø Noyau - Nocciolo		
d _i	TPI	mm	Ø mini	Ø maxi	Ø guide line
0	80	0.318	1.182	1.305	1.20
1	72	0.353	1.474	1.612	1.50
2	64	0.397	1.756	1.912	1.80
3	56	0.454	2.025	2.197	2.10
4	48	0.529	2.271	2.458	2.35
5	44	0.577	2.551	2.740	2.60
6	40	0.635	2.820	3.022	2.90
8	36	0.706	3.404	3.606	3.50
10	32	0.794	3.963	4.165	4.05
12	28	0.907	4.496	4.724	4.60
1/4"	28	0.907	5.360	5.588	5.50
5/16"	24	1.058	6.782	7.035	6.90
3/8"	24	1.058	8.382	8.636	8.50
7/16"	20	1.270	9.729	10.033	9.80
1/2"	20	1.270	11.329	11.607	11.40
9/16"	18	1.411	12.751	13.081	12.90
5/8"	18	1.411	14.351	14.681	14.50
3/4"	16	1.588	17.323	17.678	17.50
7/8"	14	1.814	20.270	20.675	20.40
1"	12	2.117	23.114	23.571	23.30
1 1/8"	12	2.117	26.289	26.746	26.50
1 1/4"	12	2.117	29.464	29.921	29.70
1 3/8"	12	2.117	32.639	33.096	32.80
1 1/2"	12	2.117	35.814	36.271	36.00

UNEF ANSI B1.1, 2B

Ø"	P	P	Ø Noyau - Nocciolo		
d _i	TPI	mm	Ø mini	Ø maxi	Ø guide line
12	32	0.794	4.623	4.826	4.70
1/4"	32	0.794	5.487	5.689	5.60
5/16"	32	0.794	7.087	7.264	7.20
3/8"	32	0.794	8.662	8.864	8.75
7/16"	28	0.907	10.135	10.337	10.25
1/2"	28	0.907	11.710	11.938	11.85
9/16"	24	1.058	13.132	13.385	13.20
5/8"	24	1.058	14.732	14.986	14.80
11/16"	24	1.058	16.307	16.560	16.40
3/4"	20	1.270	17.679	17.957	17.80
13/16"	20	1.270	19.254	19.558	19.40
7/8"	20	1.270	20.854	21.132	21.00
1"	20	1.270	24.029	24.307	24.10

UN ANSI B1.1, 2B

Ø"	P	P	Ø Noyau - Nocciolo		
d _i	TPI	mm	Ø mini	Ø maxi	Ø guide line
5/16"	20	1.270	6.554	6.858	6.70
3/8"	20	1.270	8.154	8.432	8.30
9/16"	20	1.270	12.904	13.208	13.00
5/8"	20	1.270	14.504	14.782	14.60
1 1/8"	8	3.175	25.146	25.781	25.50
1 1/4"	8	3.175	28.321	28.956	28.70
1 3/8"	8	3.175	31.496	32.131	31.80
1 1/2"	8	3.175	34.671	35.306	35.00
1 5/8"	8	3.175	37.846	38.481	38.20
1 3/4"	8	3.175	41.021	41.656	41.40
1 7/8"	8	3.175	44.196	44.831	44.50
2"	8	3.175	47.371	48.006	47.70
2 1/4"	8	3.175	53.721	54.356	54.10
2 1/2"	8	3.175	60.071	60.706	60.40


UNJF ISO 3161:1999, 3B

Ø"	P	P	Ø Noyau - Nocciolo		
d _i	TPI	mm	Ø mini	Ø maxi	Ø guide line
0	80	0.318	1.217	1.298	1.25
1	72	0.353	1.511	1.603	1.55
2	64	0.397	1.798	1.902	1.85
3	56	0.454	2.073	2.189	2.15
4	48	0.529	2.329	2.466	2.35
5	44	0.577	2.614	2.764	2.70
6	40	0.635	2.888	3.053	2.95
8	36	0.706	3.480	3.663	3.60
10	32	0.794	4.054	4.255	4.10
12	28	0.907	4.602	4.816	4.70
1/4"	28	0.907	5.466	5.662	5.55
5/16"	24	1.058	6.906	7.109	7.00
3/8"	24	1.058	8.494	8.679	8.60
7/16"	20	1.270	9.876	10.084	10.00
1/2"	20	1.270	11.463	11.661	11.55
9/16"	18	1.411	12.913	13.122	13.05
5/8"	18	1.411	14.501	14.702	14.60
3/4"	16	1.588	17.506	17.722	17.60
7/8"	14	1.814	20.460	20.706	20.50
1"	12	2.117	23.340	23.594	23.40




PERÇAGE D'AVANT-TROUS - PREFORI PER FILETTARE


UNS ANSI B1.1, 2B

Ø"	P	P	Ø Noyau - Nocciolo		
d ₁	TPI	mm	Ø mini	Ø maxi	Ø guide line
10	36	0.706	4.064	4.216	4.10
10	40	0.635	4.141	4.292	4.20
10	56	0.454	4.344	4.445	4.40
1/4"	36	0.706	5.588	5.740	5.65
1/4"	40	0.635	5.665	5.816	5.70
1/4"	48	0.529	5.766	5.892	5.80
1/4"	56	0.454	5.868	5.969	5.90
5/16"	36	0.706	7.163	7.340	7.25
3/8"	36	0.706	8.763	8.940	8.80
7/16"	24	1.058	9.957	10.210	10.00
1/2"	24	1.058	11.557	11.811	11.60
1"	14	1.814	23.445	23.825	23.60


W (BSW) BS 84, (DIN11 - 1970)

Ø"	P	P	Ø Noyau - Nocciolo		
d ₁	TPI	mm	Ø mini	Ø maxi	Ø guide line
(3/32")	48				1.80
1/8"	40	0.635	2.362	2.591	2.50
(5/32")	32				3.10
3/16"	24	1.058	3.406	3.744	3.60
(7/32")	24				4.40
1/4"	20	1.270	4.724	5.156	4.90
5/16"	18	1.411	6.129	6.588	6.40
3/8"	16	1.588	7.493	7.988	7.70
7/16"	14	1.814	8.791	9.332	9.10
1/2"	12	2.117	9.987	10.589	10.30
5/8"	11	2.309	12.918	13.558	13.30
3/4"	10	2.540	15.799	16.484	16.20
7/8"	9	2.822	18.613	19.355	19.25
1"	8	3.175	21.336	22.149	21.90


G (BSP) DIN ISO 228

Ø"	P	P	Ø Noyau - Nocciolo		
d ₁	TPI	mm	Ø mini	Ø maxi	Ø guide line
1/16"	28	0.907	6.561	6.843	6.75
1/8"	28	0.907	8.566	8.848	8.75
1/4"	19	1.337	11.445	11.890	11.60
3/8"	19	1.337	14.950	15.395	15.20
1/2"	14	1.814	18.631	19.172	18.90
5/8"	14	1.814	20.587	21.128	20.90
3/4"	14	1.814	24.117	24.658	24.40
7/8"	14	1.814	27.877	28.418	28.20
1"	11	2.309	30.291	30.931	30.70
1 1/8"	11	2.309	34.939	35.579	35.30
1 1/4"	11	2.309	38.952	39.592	39.30
1 3/8"	11	2.309	41.365	42.005	41.80
1 1/2"	11	2.309	44.845	45.485	45.20
1 3/4"	11	2.309	50.788	51.428	51.20
2"	11	2.309	56.656	57.296	57.00
2 1/4"	11	2.309	62.752	63.392	63.10
2 1/2"	11	2.309	72.226	72.866	72.60
3"	11	2.309	84.926	85.566	85.30

PG DIN 40430


Ø	P	P	Ø Noyau - Nocciolo		
d ₁	TPI	mm	Ø mini	Ø maxi	Ø guide line
7	20	1.270	11.28	11.43	11.35
9	18	1.411	13.86	14.01	13.90
11	18	1.411	17.26	17.41	17.30
13.5	18	1.411	19.06	19.21	19.10
16	18	1.411	21.16	21.31	21.20
21	16	1.588	26.78	27.03	26.80
29	16	1.588	35.48	35.73	35.50
36	16	1.588	45.48	45.73	45.50
42	16	1.588	52.48	52.73	52.50
48	16	1.588	57.78	58.03	57.80

TR ISO 2901-2904, DIN 103, 7H


Ø	P	Ø Noyau - Nocciolo		
d ₁	mm	Ø mini	Ø maxi	Ø guide line
10	2	8	8.236	8.20
12	3	9	9.315	9.25
14	3	11	11.315	11.25
16	4	12	12.375	12.25
18	4	14	14.375	14.25
20	4	16	16.375	16.25
22	5	17	17.450	17.25
24	5	19	19.450	19.25
26	5	21	21.450	21.25
28	5	23	23.450	23.25
30	6	24	24.500	24.25
32	6	26	26.500	26.25

DIAMÈTRE DE TOURNAGE - DIAMETRI DI TORNITURA


M DIN 13, ISO 261, *6h / 6g

Ø	P	Ø Ext. vis - Est. vite		
d ₁	mm	Ø mini	Ø maxi	Ø guide line
* 1	0.25	0.933	1.000	0.97
* 1.1	0.25	1.033	1.100	1.07
* 1.2	0.25	1.133	1.200	1.17
* 1.4	0.30	1.325	1.400	1.36
1.6	0.35	1.496	1.581	1.54
1.7	0.35	1.596	1.681	1.64
1.8	0.35	1.696	1.781	1.74
2	0.40	1.886	1.981	1.93
2.2	0.45	2.080	2.180	2.13
2.3	0.40	2.186	2.300	2.23
2.5	0.45	2.380	2.480	2.43
2.6	0.45	2.480	2.600	2.53
3	0.50	2.874	2.980	2.92
3.5	0.60	3.354	3.479	3.41
4	0.70	3.838	3.978	3.91
4.5	0.75	4.338	4.478	4.40
5	0.80	4.826	4.976	4.90
6	1.00	5.794	5.974	5.88
7	1.00	6.794	6.974	6.88
8	1.25	7.760	7.972	7.87
9	1.25	8.760	8.972	8.87
10	1.50	9.732	9.968	9.85
11	1.50	10.732	10.968	10.85
12	1.75	11.701	11.966	11.83
14	2.00	13.682	13.962	13.82
16	2.00	15.682	15.962	15.82
18	2.50	17.623	17.958	17.79
20	2.50	19.623	19.958	19.79
22	2.50	21.623	21.958	21.79
24	3.00	23.577	23.952	23.76
27	3.00	26.577	26.952	26.76
30	3.50	29.522	29.947	29.73
33	3.50	32.522	32.947	32.73
36	4.00	35.465	35.940	35.70
39	4.00	38.465	38.940	38.70
42	4.50	41.437	41.937	41.69
45	4.50	44.437	44.937	44.69
48	5.00	47.399	47.929	47.66
52	5.00	51.399	51.929	51.66
56	5.50	55.365	55.925	55.65

MF DIN 13, ISO 261, 6g

Ø	P	Ø Ext. vis - Est. vite		
d ₁	mm	Ø mini	Ø maxi	Ø guide line
8	1.00	7.794	7.974	7.88
9	0.75	8.838	8.978	8.90
9	1.00	8.794	8.974	8.88
10	0.75	9.838	9.978	9.90
10	1.00	9.794	9.974	9.88
10	1.25	9.760	9.972	9.86
11	0.75	10.838	10.978	10.90
11	1.00	10.794	10.974	10.88
12	1.00	11.794	11.974	11.88
12	1.25	11.760	11.972	11.86
14	1.00	13.794	13.974	13.88
14	1.25	13.760	13.972	13.86
14	1.50	13.732	13.968	13.85
15	1.00	14.794	14.974	14.88
15	1.50	14.732	14.968	14.85
16	1.00	15.794	15.974	15.88
16	1.50	15.732	15.968	15.85
17	1.00	16.794	16.974	16.88
17	1.50	16.732	16.968	16.85
18	1.00	17.794	17.974	17.88
18	1.50	17.732	17.968	17.85
18	2.00	17.682	17.962	17.82
20	1.00	19.794	19.974	19.88
20	1.50	19.732	19.968	19.85
20	2.00	19.682	19.962	19.82
22	1.00	21.794	21.974	21.88
22	1.50	21.732	21.968	21.85
22	2.00	21.682	21.962	21.82
24	1.00	23.794	23.974	23.88
24	1.50	23.732	23.968	23.85
24	2.00	23.682	23.962	23.82
25	1.00	24.794	24.974	24.88
25	1.50	24.732	24.968	24.85
25	2.00	24.682	24.962	24.82
27	1.00	26.794	26.974	26.88
27	1.50	26.732	26.968	26.85
27	2.00	26.682	26.962	26.82
28	1.00	27.794	27.974	27.88
28	1.50	27.732	27.968	27.85
28	2.00	27.682	27.962	27.82
30	1.00	29.794	29.974	29.88
30	1.50	29.732	29.968	29.85
30	2.00	29.682	29.962	29.82
30	3.00	29.577	29.952	29.76
32	1.50	31.732	31.968	31.85
32	2.00	31.682	31.962	31.82
33	1.50	32.732	32.968	32.85
33	2.00	32.682	32.962	32.82
33	3.00	32.577	32.952	32.76
35	1.50	34.732	34.968	34.85
36	1.50	35.732	35.968	35.85
36	2.00	35.682	35.962	35.82
36	3.00	35.577	35.952	35.76
39	1.50	38.732	38.968	38.85
39	2.00	38.682	38.962	38.82
39	3.00	38.577	38.952	38.76


MF DIN 13, ISO 261, 6g

Ø	P	Ø Ext. vis - Est. vite		
d ₁	mm	Ø mini	Ø maxi	Ø guide line
2.5	0.35	2.396	2.481	2.44
3	0.35	2.896	2.981	2.94
3.5	0.35	3.396	3.481	3.44
4	0.50	3.874	3.980	3.93
4.5	0.50	4.374	4.480	4.43
5	0.50	4.874	4.980	4.93
5.5	0.50	5.374	5.480	5.43
6	0.75	5.838	5.978	5.90
7	0.75	6.838	6.978	6.90
8	0.75	7.838	7.978	7.90




DIAMÈTRE DE TOURNAGE - DIAMETRI DI TORNITURA


MF DIN 13, ISO 261, 6g

Ø	P	Ø Ext. vis - Est. vite		
d _i	mm	Ø mini	Ø maxi	Ø guide line
40	1.50	39.732	39.968	39.85
40	2.00	39.682	39.962	39.82
40	3.00	39.577	39.952	39.76
42	1.50	41.732	41.968	41.85
42	2.00	41.682	41.962	41.82
42	3.00	41.577	41.952	41.76
45	1.50	44.732	44.968	44.85
45	2.00	44.682	44.962	44.82
45	3.00	44.577	44.952	44.76
48	1.50	47.732	47.968	47.85
48	2.00	47.682	47.962	47.82
48	3.00	47.577	47.952	47.76
50	1.50	49.732	49.968	49.85
50	2.00	49.682	49.962	49.82
50	3.00	49.577	49.952	49.76
52	1.50	51.732	51.968	51.85
52	2.00	51.682	51.962	51.82
52	3.00	51.577	51.952	51.76
52	4.00	51.465	51.940	51.70


UNC ANSI B1.1, 2A

Ø"	P	P	Ø Ext. vis - Est. vite		
d _i	TPI	mm	Ø mini	Ø maxi	Ø guide line
1	64	0.397	1.743	1.838	1.79
2	56	0.454	2.066	2.169	2.12
3	48	0.529	2.383	2.496	2.44
4	40	0.635	2.695	2.824	2.76
5	40	0.635	3.026	3.154	3.09
6	32	0.794	3.333	3.484	3.41
8	32	0.794	3.991	4.142	4.07
10	24	1.058	4.618	4.800	4.71
12	24	1.058	5.279	5.461	5.37
1/4"	20	1.270	6.117	6.322	6.22
5/16"	18	1.411	7.687	7.907	7.80
3/8"	16	1.588	9.254	9.491	9.37
7/16"	14	1.814	10.816	11.076	10.95
1/2"	13	1.954	12.386	12.661	12.52
9/16"	12	2.117	13.958	14.246	14.10
5/8"	11	2.309	15.528	15.834	15.68
3/4"	10	2.540	18.677	19.004	18.84
7/8"	9	2.822	21.824	22.176	22.00
1"	8	3.175	24.969	25.349	25.16
1 1/8"	7	3.629	28.103	28.519	28.31
1 1/4"	7	3.629	31.278	31.694	31.49
1 3/8"	6	4.233	34.402	34.864	34.63
1 1/2"	6	4.233	37.577	38.039	37.81
1 3/4"	5	5.080	43.860	44.381	44.12
2"	4.5	5.644	50.168	50.726	50.45
2 1/4"	4.5	5.644	56.518	57.076	56.80
2 1/2"	4	6.350	62.817	63.421	63.12
2 3/4"	4	6.350	69.165	69.768	69.47
3"	4	6.350	75.515	76.118	75.82
3 1/4"	4	6.350	81.862	82.466	82.16
3 1/2"	4	6.350	88.212	88.816	88.51


UNC ANSI B1.1, 2A

Ø"	P	P	Ø Ext. vis - Est. vite		
d _i	TPI	mm	Ø mini	Ø maxi	Ø guide line
3 3/4"	4	6.350	94.560	95.163	94.86
4"	4	6.350	100.910	101.513	101.21

UNF ANSI B1.1, 2A


Ø"	P	P	Ø Ext. vis - Est. vite		
d _i	TPI	mm	Ø mini	Ø maxi	Ø guide line
0	80	0.318	1.431	1.511	1.47
1	72	0.353	1.751	1.838	1.79
2	64	0.397	2.073	2.169	2.12
3	56	0.454	2.393	2.496	2.44
4	48	0.529	2.713	2.827	2.77
5	44	0.577	3.036	3.157	3.10
6	40	0.635	3.356	3.484	3.42
8	36	0.706	4.006	4.145	4.08
10	32	0.794	4.651	4.803	4.73
12	28	0.907	5.296	5.461	5.38
1/4"	28	0.907	6.160	6.324	6.24
5/16"	24	1.058	7.727	7.909	7.82
3/8"	24	1.058	9.315	9.497	9.41
7/16"	20	1.270	10.874	11.079	10.98
1/2"	20	1.270	12.462	12.666	12.56
9/16"	18	1.411	14.031	14.251	14.14
5/8"	18	1.411	15.619	15.839	15.73
3/4"	16	1.588	18.774	19.011	18.89
7/8"	14	1.814	21.923	22.184	22.05
1"	12	2.117	25.065	25.354	25.21
1 1/8"	12	2.117	28.240	28.529	28.38
1 1/4"	12	2.117	31.415	31.704	31.56
1 3/8"	12	2.117	34.588	34.876	34.73
1 1/2"	12	2.117	37.763	38.051	37.91

UNEF ANSI B1.1, 2A


Ø"	P	P	Ø Ext. vis - Est. vite		
d _i	TPI	mm	Ø mini	Ø maxi	Ø guide line
12	32	0.794	5.312	5.463	5.39
1/4"	32	0.794	6.173	6.324	6.25
5/16"	32	0.794	7.760	7.912	7.84
3/8"	32	0.794	9.348	9.499	9.42
7/16"	28	0.907	10.920	11.084	11.00
1/2"	28	0.907	12.507	12.672	12.59
9/16"	24	1.058	14.075	14.257	14.17
5/8"	24	1.058	15.662	15.844	15.75
11/16"	24	1.058	17.250	17.432	17.34
3/4"	20	1.270	18.812	19.016	18.91
13/16"	20	1.270	20.339	20.604	20.50
7/8"	20	1.270	21.987	22.191	22.09
15/16"	20	1.270	23.572	23.776	23.67
1"	20	1.270	25.159	25.364	25.26
1 1/8"	18	1.411	28.319	28.539	28.43
1 1/4"	18	1.411	31.491	31.711	31.60
1 1/2"	18	1.411	37.841	38.061	37.95

DIAMÈTRE DE TOURNAGE - DIAMETRI DI TORNITURA


UN ANSI B1.1, 2A

Ø"	P	P	Ø Ext. vis - Est. vite		
d _i	TPI	mm	Ø mini	Ø maxi	Ø guide line
5/16"	20	1.270	7.702	7.907	7.80
3/8"	20	1.270	9.289	9.494	9.39
9/16"	20	1.270	14.049	14.254	14.15
5/8"	20	1.270	15.637	15.841	15.74
1 1/8"	8	3.175	28.141	28.521	28.33
1 1/4"	8	3.175	31.316	31.696	31.51
1 3/8"	8	3.175	34.489	34.869	34.68
1 1/2"	8	3.175	37.664	38.044	37.85
1 5/8"	8	3.175	40.839	41.219	41.03
1 3/4"	8	3.175	44.011	44.391	44.20
1 7/8"	8	3.175	47.186	47.566	47.38
2"	8	3.175	50.361	50.741	50.55
2 1/4"	8	3.175	56.709	57.089	56.90
2 1/2"	8	3.175	63.059	63.439	63.25
2 3/4"	8	3.175	69.406	69.786	69.60
3"	8	3.175	75.753	76.133	75.94


W (BSW) BS 84

Ø"	P	P	Ø Ext. vis - Est. vite		
d _i	TPI	mm	Ø mini	Ø maxi	Ø guide line
1/4"	20	1.270	6.165	6.319	6.24
5/16"	18	1.411	7.737	7.904	7.82
3/8"	16	1.588	9.312	9.489	9.40
7/16"	14	1.814	10.884	11.074	10.98
1/2"	12	2.117	12.456	12.662	12.56
5/8"	11	2.309	15.613	15.832	15.72
3/4"	10	2.540	18.771	19.004	18.89
7/8"	9	2.822	21.979	22.225	22.10
1"	8	3.175	25.138	25.400	25.27
1 1/8"	7	3.629	28.296	28.575	28.44
1 1/4"	7	3.629	31.465	31.750	31.61
1 1/2"	6	4.233	37.793	38.100	37.95
1 3/4"	5	5.080	44.117	44.450	44.28
2"	4.5	5.644	50.449	50.800	50.62
2 1/4"	4	6.350	56.779	57.150	56.96
2 1/2"	4	6.350	63.119	63.500	63.31

UNS ANSI B1.1, 2A


Ø"	P	P	Ø Ext. vis - Est. vite		
d _i	TPI	mm	Ø mini	Ø maxi	Ø guide line
10	36	0.706	4.664	4.803	4.73
10	40	0.635	4.674	4.803	4.74
10	56	0.454	4.705	4.808	4.76
1/4"	36	0.706	6.188	6.327	6.26
1/4"	40	0.635	6.198	6.327	6.26
1/4"	48	0.529	6.216	6.329	6.27
1/4"	56	0.454	6.226	6.329	6.28
5/16"	36	0.706	7.775	7.914	7.84
3/8"	36	0.706	9.360	9.499	9.43
7/16"	24	1.058	10.902	11.084	10.99
1/2"	24	1.058	12.487	12.669	12.58
1"	14	1.814	25.096	25.356	25.23


PG DIN 40430

Ø	P	P	Ø Ext. vis - Est. vite		
d _i	TPI	mm	Ø mini	Ø maxi	Ø guide line
7	20	1.270	12.3	12.5	12.40
9	18	1.411	15.0	15.2	15.10
11	18	1.411	18.4	18.6	18.50
13.5	18	1.411	20.2	20.4	20.30
16	18	1.411	22.3	22.5	22.40
21	16	1.588	28.0	28.3	28.15
29	16	1.588	36.7	37.0	36.85
36	16	1.588	46.7	47.0	46.85
42	16	1.588	53.7	54.0	53.85
48	16	1.588	59.0	59.3	59.15

TR ISO 2901-2904, DIN 103, 7e

G (BSP) DIN ISO 228

Ø"	P	P	Ø Ext. vis - Est. vite		
d _i	TPI	mm	Ø mini	Ø maxi	Ø guide line
1/16"	28	0.907	7.509	7.723	7.62
1/8"	28	0.907	9.514	9.728	9.62
1/4"	19	1.337	12.907	13.157	13.03
3/8"	19	1.337	16.412	16.662	16.54
1/2"	14	1.814	20.671	20.955	20.81
5/8"	14	1.814	22.627	22.911	22.77
3/4"	14	1.814	26.157	26.441	26.30
7/8"	14	1.814	29.917	30.201	30.06
1"	11	2.309	32.889	33.249	33.07
1 1/8"	11	2.309	37.537	37.897	37.72
1 1/4"	11	2.309	41.550	40.910	41.73
1 3/8"	11	2.309	43.963	44.323	44.14
1 1/2"	11	2.309	47.443	47.803	47.62
1 3/4"	11	2.309	53.386	53.746	53.57
2"	11	2.309	59.254	59.614	59.43
2 1/4"	11	2.309	65.276	65.710	65.49
2 1/2"	11	2.309	74.750	75.184	74.97
2 3/4"	11	2.309	81.100	81.534	81.32
3"	11	2.309	87.450	87.884	87.67
3 1/2"	11	2.309	99.896	100.330	100.11

Ø	P	Ø Ext. vis - Est. vite		
d _i	mm	Ø mini	Ø maxi	Ø guide line
10	2	9.820	10.000	9.91
12	3	11.764	12.000	11.88
14	3	13.764	14.000	13.88
16	4	15.700	16.000	15.85
18	4	17.700	18.000	17.85
20	4	19.700	20.000	19.85
22	5	21.665	22.000	21.83
24	5	23.665	24.000	23.83
26	5	25.665	26.000	25.83
28	5	27.665	28.000	27.83
30	6	29.625	30.000	29.81
32	6	31.625	32.000	31.81



QUESTIONNAIRE TECHNIQUE TARAUDAGE ET TARAUDAGE PAR DÉFORMATION

<i>Demande d'offre</i> <input type="checkbox"/>	<i>Résultat test</i> <input type="checkbox"/>	<i>Réclamation</i> <input type="checkbox"/>
Agent : _____		Contact : _____
Client : _____		E-mail : _____
Tél. ou fax : _____		Date : _____
1. Type d'outil : _____		Dimension : _____
Particularités : _____		Tolérance : _____
2. Groupe matière : _____		
No de matière : _____		Dureté : _____ N/mm ² /HB/HRC
Norme : _____		Allongement : _____ %
3. Filetage : <input type="checkbox"/> borgne <input type="checkbox"/> débouchant		Longueur filetée : _____ mm
Avant-trou Ø : _____		Profondeur : _____ mm
Contre-perçage Ø : _____		Profondeur : _____ mm
4. Vitesse de coupe (V_c) : _____ m/min _____ l/min		
Avance (f) : _____ %		
5. Machine : _____		<input type="checkbox"/> arrosage par le centre
Position de travail : <input type="checkbox"/> horizontale <input type="checkbox"/> verticale		
Taraudage synchrone : <input type="checkbox"/> "Soft Rigid Tapping"		Mandrin : <input type="checkbox"/> avec compensation axiale
<input type="checkbox"/> pince		<input type="checkbox"/> dérabotable
<input type="checkbox"/> Weldon		<input type="checkbox"/> réversible
<input type="checkbox"/> frettage chaud / froid		<input type="checkbox"/> avec embrayage à friction
6. Lubrifiant : <input type="checkbox"/> émulsion <input type="checkbox"/> huile <input type="checkbox"/> air <input type="checkbox"/> microlubrification		
Produit : _____		
7. Raison du changement d'outil : <input type="checkbox"/> usure <input type="checkbox"/> casse de l'outil		
<input type="checkbox"/> filetage non correct (contrôlé avec une jauge)		<input type="checkbox"/> casse des dents d'entrée
<input type="checkbox"/> erreur machine		<input type="checkbox"/> casse des dents guide
8. Comparaison du rendement		
Outil à l'essai : _____		
Performance et observations : _____		
Remarques : _____		

Richiesta d'offerta

Risultato test

Reclami

Agente : _____

Responsabile : _____

Cliente : _____

E-mail : _____

Tel. o fax : _____

Data : _____

1. Tipo d'utensile : _____

Dimensioni : _____

Particolarità : _____

Tolleranza : _____

2. Tipo di materiale : _____

Nr. materiale : _____

Durezza : _____ N/mm² /HB/HRC

Norme : _____

Allungamento : _____ %

3. Filettatura : cieco passante

Lunghezza filettatura : _____ mm

Ø Pre-foro : _____

Profondità : _____ mm

Lamatura Ø : _____

Profondità : _____ mm

4. Velocità di taglio (V_c) : _____ m/min _____ l/min

Avanzamento (f) : _____ %

5. Macchina : _____ lubrificazione centralizzata

Posizione di lavoro : orizzontale verticale

Maschiatura rigida : "Soft Rigid Tapping"

Maschiatore : con compensazione assiale

rigida (pinza)

sganciabile

Weldon

reversibile

calettam. a caldo/ freddo

con frizione

6. Lubrificante : emulsione olio aria lubrif. minima

Marca : _____

7. Motivi per il cambio dell'utensile : usura

rottura del maschio

filettatura non corretta (controllo con calibro)

rottura denti d'imbocco

errore della macchina

scheggiatura denti del maschio

8. Confronto del rendimento

Utensile in prova : _____

Performances e osservazioni : _____

Note : _____

QUESTIONNAIRE TECHNIQUE

FRAISAGE DE FILETS

<i>Demande d'offre</i> <input type="checkbox"/>	<i>Résultat test</i> <input type="checkbox"/>	<i>Réclamation</i> <input type="checkbox"/>
Agent : _____		Contact : _____
Client : _____		E-mail : _____
Tél. ou fax : _____		Date : _____
<hr/>		
1. Type d'outil : _____		
Ø de l'outil : _____		Pas : _____
Série : _____		Revêtement : _____
<hr/>		
2. Groupe matière : _____		
No de matière : _____		Dureté : _____ N/mm ² /HB/HRC
Norme : _____		Allongement : _____ %
<hr/>		
3. Filetage : <input type="checkbox"/> intérieur	<input type="checkbox"/> extérieur	Trou : <input type="checkbox"/> borgne <input type="checkbox"/> débouchant
Longueur filetée : _____ mm		
Avant-trou Ø : _____		Profondeur : _____ mm
Contre-perçage Ø : _____		Profondeur : _____ mm
<hr/>		
4. Vitesse de coupe (V_c) : _____ m/min _____ l/min		
Avance (f) : _____ mm/tour		Avance (f_z) : _____ mm/dent
<hr/>		
5. Machine : _____		<input type="checkbox"/> arrosage par le centre
Position de travail : <input type="checkbox"/> horizontale		Fixation outil : <input type="checkbox"/> pince <input type="checkbox"/> Weldon / Whistle Notch
<input type="checkbox"/> verticale		<input type="checkbox"/> mandrin hydraulique <input type="checkbox"/> frettage chaud / froid
<hr/>		
6. Lubrifiant : <input type="checkbox"/> émulsion		<input type="checkbox"/> huile <input type="checkbox"/> air <input type="checkbox"/> microlubrification
Produit : _____		
<hr/>		
7. Raison du changement d'outil : <input type="checkbox"/> usure		<input type="checkbox"/> casse de l'outil
<input type="checkbox"/> filetage non correct (contrôlé avec une jauge)		<input type="checkbox"/> erreur programme
<hr/>		
8. Comparaison du rendement		
Outil à l'essai : _____		
Performance et observations : _____		

<hr/>		
Remarques : _____		

Richiesta d'offerta

Risultato test

Reclami

Agente : _____

Responsabile : _____

Cliente : _____

E-mail : _____

Tel. o fax : _____

Data : _____

1. Tipo d'utensile : _____

Ø dell'utensile : _____

Passo : _____

Serie : _____

Rivestimento : _____

2. Tipo di materiale : _____

Nr. materiale : _____

Durezza : _____ N/mm² /HB/HRC

Norme : _____

Allungamento : _____ %

3. Filettatura : interna

esterna

Foro : cieco

passante

Lunghezza filettatura : _____ mm

Ø Pre-foro : _____ Profondità : _____ mm

Lamatura Ø : _____ Profondità : _____ mm

4. Velocità di taglio (V_c) : _____ m/min _____ l/min

Avanzamento (f) : _____ mm/giro

Avanzamento (f_z) : _____ mm/dente

5. Macchina : _____

lubrificazione centralizzata

Posizione di lavoro : orizzontale

Bloccaggio :

pinza

Weldon / Whistle Notch

verticale

mandrino idraulico

calettam. a caldo/ freddo

6. Lubrificante : emulsione

olio

aria

lubrif. minima

Marca : _____

7. Motivi per il cambio dell'utensile : usura

rottura dell'utensile

filettatura non corretta (controllo con calibro)

errore programma

8. Confronto del rendimento

Utensile in prova : _____

Performances e osservazioni : _____

Note : _____

CONDITIONS DE LIVRAISON

Commandes	Les commandes qui ne peuvent être livrées du stock seront confirmées. Les articles qui ne sont plus fabriqués, tout en étant encore mentionnés dans le catalogue, seront considérés comme exécutions spéciales et facturés comme telles. Toute annulation de commande doit être consentie par les deux parties et formulée par écrit.
Offres et confirmations de commandes	Tous les descriptifs figurant dans nos offres, documents les accompagnant, indication de poids, de mesures, illustrations et dessins n'engagent le fournisseur que dans la mesure où il y fait expressément référence.
Prix	Nos prix s'entendent sans TVA, pour livraisons franco départ usine, emballage, port et assurance non compris. En cas d'augmentation de prix, nous nous réservons le droit de facturer les outils confirmés aux nouveaux prix.
Paiement	Nos factures sont payables à 30 jours net. En cas de dépassement du délai de paiement, un intérêt moratoire peut être exigé, à compter de l'échéance et calculé sur la base du taux d'escompte du moment. Les frais de remboursement, d'établissement de traite, etc., sont à la charge de l'acheteur.
Réserve de propriété	La marchandise reste notre entière propriété jusqu'au paiement intégral de son prix total, frais complémentaires inclus.
Expéditions	Les marchandises sont expédiées aux risques et périls du client.
Délais de livraison	Les délais de livraison sont confirmés au plus juste. Toutefois ils n'ont qu'une valeur indicative. En cas de dépassement, aucune indemnité ne peut nous être demandée et les commandes ne peuvent être annulées pour ce motif.
Fabrications spéciales	Pour des raisons techniques de fabrication, nous nous réservons le droit de livrer les quantités d'outils spéciaux commandés avec une tolérance de plus ou moins 15 %, voire de 1 à 2 pièces pour les petites quantités.
Garantie	Seuls les outils reconnus défectueux par le fournisseur seront remplacés gratuitement, sans aucun autre dédommagement.
Réclamations	Toute réclamation doit nous parvenir au plus tard 2 semaines après réception de la marchandise.
Illustrations, dessins et croquis	Nos illustrations, dessins, croquis et autres documents se trouvant dans ce catalogue ne peuvent être ni copiés, ni transmis ou cédés à des tiers. Du fait de l'évolution technique et de l'éventuelle entrée en vigueur de nouvelles normes, les indications figurant dans nos catalogues peuvent subir des modifications et sont donc publiées sans engagement.
Conditions spéciales	En cas de force majeure, interruption partielle ou totale de notre exploitation, nous nous réservons le droit de résilier tout ou en partie nos engagements de livraison.
For	Les litiges sont soumis au droit suisse et le lieu de juridiction dont ils dépendent est Moutier (Suisse).

CONDIZIONI GENERALI DI VENDITA

Ordini	Gli ordini che non possono essere spediti da stock, saranno confermati. Gli articoli usciti di produzione ma ancora menzionati nel catalogo, saranno considerati come esecuzione speciale e pertanto fatturati come tali. Annullamenti degli ordini si accettano unicamente su accordo da convenire per iscritto.
Offerte e conferme	A causa del costante sviluppo dei materiali, tutte le descrizioni che figurano nelle nostre offerte, documenti che l'accompagnano, indicazione di peso, misure, illustrazioni e disegni sono indicativi. I dati hanno valore obbligatorio soltanto se quest'ultimi sono specificati espressamente.
Prezzi	I nostri prezzi s'intendono senza TVA, per merce resa franco fabbrica, materiale imballato, porto e assicurazione escluse. In caso di un aumento dei prezzi, ci riserviamo il diritto di fatturare gli utensili confermati ai nuovi prezzi.
Pagamenti	Entro 30 giorni dalla data della fattura, netto. In caso di mancato o ritardato pagamento alla scadenza, potrà essere richiesto un interesse di mora a partire dalla scadenza della fattura e calcolato sulla base del tasso di sconto in vigore al momento. Spese di rimborso, di emissione tratta, ecc., sono a carico dell'acquirente.
Diritti di proprietà	Il materiale resta di nostra proprietà sino al completo pagamento del prezzo totale, spese supplementari incluse.
Spedizione	La spedizione avviene a rischio dell'acquirente.
Termine di consegna	I termini di consegna, pur se indicati con la massima cura, non sono impegnativi. Non si accettano responsabilità relative a richieste di indennità dovute per perdite causate direttamente o conseguentemente a ritardi di consegna.
Consegna utensili speciali	Ci riserviamo il diritto di fornire fino al 15 % in più o in meno della quantità degli utensili speciali ordinati.
Garanzia	Utensili riconosciuti difettosi saranno sostituiti da noi senza spese.
Reclami	Reclami saranno presi in considerazione entro 15 giorni dal ricevimento della merce.
Illustrazioni, disegni e schemi	E' severamente proibito riprodurre o cedere a terzi disegni o altre documentazioni contenute in questo catalogo. A causa dell'evoluzione tecnica e dell'eventuale introduzione di nuove norme, le indicazioni che figurano nel ns. catalogo, possono subire modifiche senza preavviso e sono pertanto da considerarsi non impegnative.
Condizioni speciali	In caso di forza maggiore, interruzione parziale o totale della nostra produzione, ci riserviamo il diritto di annullare, parzialmente o completamente i nostri impegni di consegna.
Foro competente	Le contestazioni sono soggette alla legge svizzera. Il foro competente è Moutier (Svizzera).

SUPPLÉMENTS DE PRIX - SUPPLEMENTI DI PREZZO

Suppléments de prix pour modifications et traitements de surface

	Supplément sur prix brut par pièce	Participation aux frais de mise en train par type et dimension (net)
Modifier l'angle de coupe (Ø 5 à 20 mm)	10 %	sur demande
Rallonger l'entrée (jusqu'au Ø 20 mm)	10 %	sur demande
Raccourcir l'entrée (Ø 3 à 20 mm)	20 %	sur demande
Meuler l'entrée à hélice (Ø 5 à 20 mm)	10 %	sur demande
Enlever pointe de centrage	3 %	sur demande
Tronquer les filets dès Ø 4 mm	12 %	sur demande
Nitruration Plasma + traitement de surface «Vapeur»	10 %	sur demande
Traitement de surface DC "V"	8 %	sur demande
Marquage supplémentaire	5 %	sur demande
Canal de lubrification, avec sortie frontale	sur demande	sur demande
Canal de lubrification, avec sorties latérales	sur demande	sur demande
Revêtements TiN, TiCN, VS, CrN, HL	sur demande	sur demande

Supplementi di prezzo per modifiche e trattamenti di superficie

	Sui prezzi lordi per pezzo	Partecipazione alle spese per attrezzatura per tipo e dimensioni (netto)
Modifica angolo di taglio (Ø 5 - 20 mm)	10 %	su richiesta
Allungamento dell'imbocco (sino al Ø 20 mm)	10 %	su richiesta
Accorciamento dell'imbocco (Ø 3 - 20 mm)	20 %	su richiesta
Molatura dell'imbocco corretto (Ø 5 - 20 mm)	10 %	su richiesta
Spianatura punte di centraggio	3 %	su richiesta
Troncatura filetti da Ø 4 mm	12 %	su richiesta
Nitrurazione Plasma+trattamento superficiale «V»	10 %	su richiesta
Treatmento DC "V"	8 %	su richiesta
Marcatura supplementare	5 %	su richiesta
Lubrificazione interna con uscita frontale	su richiesta	su richiesta
Lubrificazione interna con uscite radiali	su richiesta	su richiesta
Rivestimenti TiN, TiCN, VS, CrN, HL	su richiesta	su richiesta

Frais pour certificat de contrôle - Spese per certificati di controllo


Pour nouvelles jauges de filetage / insécurité de mesure U95

Per nuovi calibri filettati / insicurezza di misura U95

		Prix net / Prezzi netti	
D5703	D5725	Ø 1 - 2.9 mm	sur demande / su richiesta
		Ø 3 - 40 mm	sur demande / su richiesta
D5701-1	D5701-2	Ø 1 - 2.9 mm	sur demande / su richiesta
		Ø 3 - 40 mm	sur demande / su richiesta
		Ø 41 - 80 mm	sur demande / su richiesta
		Ø 81 - 200 mm	sur demande / su richiesta
D5704	D5714	Ø 1 - 2.9 mm	sur demande / su richiesta
		Ø 3 - 40 mm	sur demande / su richiesta
		Ø 41 - 80 mm	sur demande / su richiesta
		Ø 81 - 200 mm	sur demande / su richiesta
D5720 / D5721	D5722 / D5723	Ø 3 - 40 mm	sur demande / su richiesta
		Ø 41 - 80 mm	sur demande / su richiesta
		Ø > 80 mm	sur demande / su richiesta

Les jauges avec certificat sont livrées avec marquage du numéro d'identification figurant sur le certificat.

Se il calibro è richiesto con certificato, lo stesso viene fornito di Nr. d'identificazione.





DC SWISS SA

CH-2735 Malleray

Tel. +41 32 491 63 63

Fax +41 32 491 64 64

E-mail: info@dcswiss.ch

DC SWISS GmbH

Graseggerstraße 125
DE-50737 Köln
Tel. +49 221 995 532-0
Fax +49 221 995 532-10
E-Mail: info@dcswiss.de

DC SWISS s.r.l.

Via Canova 10
IT-20017 Rho
Tel. +39 02 669 40 41
Fax +39 02 669 78 50
E-mail: info@dcswiss.it

DC SWISS UK Ltd

9 Orgreave Road
UK-Sheffield S13 9LQ
Tel. +44 114 2939013
Fax +44 114 2880936
E-mail: info@dcswiss.co.uk

Avertissement

Une défaillance technique ou la négligence peuvent être à l'origine de la casse partielle ou totale d'un outil de filetage et atteindre à la santé de l'opérateur. Il est impératif de suivre scrupuleusement les dispositions de sécurité et de santé des entreprises actives dans le traitement du métal. Le port de lunettes de protection est indispensable.

Le ré-affûtage des outils de filetage provoque de la poussière dangereuse pour la santé et ne peut être exécuté que selon des instructions de sécurité précises.

Avvertenza

Un guasto tecnico o la negligenza possono essere all'origine della rottura parziale o totale di un utensile per filettare e causare un danno alla salute dell'operatore. E'obbligatorio seguire scrupolosamente le disposizioni in materia di sicurezza e a salvaguardia della salute che le società' prescrivono nel campo della lavorazione dei metalli. E'obbligatorio adottare gli occhiali di protezione.

La riaffilatura dei maschi crea della polvere pericolosa per la salute e puo' essere eseguita solo seguendo precise istruzioni di sicurezza.

D'éventuels changements ou modifications concernant des données techniques ou des erreurs d'impression ne donnent droit à aucun dédommagement.

Toutes reproductions ou extraits de textes, d'illustrations, de dessins ou de croquis figurant dans ce catalogue sont strictement interdits.

Eventuali modifiche di contenuto tecnico, come modifiche d'altro tipo, errori di stampa, non consentono alcun diritto a richieste d'indennizzo.

Qualsiasi riproduzione di testi, fotografie, disegni o estratti è vietata.

